



## **AGENDA**

Board of Water and Sewer Commissioners Regular Meeting  
City Hall Planning Room  
101 N. Halagueno Street  
Carlsbad, New Mexico  
May 21, 2026 at 8:30 AM

### Agenda

1. Roll Call and Determination of Quorum
2. Consider Approval of Minutes of the Board of Water and Sewer Commissioners Regular Meeting held on April 16, 2026
3. Consider Approval of request for a permit to construct an oil pipeline within the City Limits and the Significant Impact Zone of the Wellhead Protection Area from Plains Oryx Delaware Oil Transport
4. Utilities Department Monthly Reports presented by Ivan "Mike" Abell
5. Financial Reports presented by Melissa Salcido

---

### **FOR INFORMATION ONLY**

If you require a hearing interpreter, language interpreters or auxiliary aids in order to attend and participate in the above meeting, please contact the City Manager's office at (575) 887-1191 at least 48 hours prior to the scheduled meeting time.

**MINUTES OF THE REGULAR MEETING OF  
THE BOARD OF WATER AND SEWER COMMISSIONERS  
APRIL 16, 2026 AT 8:30 A.M.,  
IN THE PLANNING ROOM AT THE MUNICIPAL BUILDING, 101 N. HALAGUENO  
STREET, CARLSBAD, NM**

|                                    |  |   |
|------------------------------------|--|---|
| <b>VOTING MEMBERS PRESENT:</b>     | Craig Stephens<br>Fred Beard<br>John Bowen<br>Robert Chavez  | Chairman<br>Member<br>Member<br>Member  |
| <b>VOTING MEMBERS ABSENT:</b>      | Dennis Miehl   | Member  |
| <b>EX-OFFICIO MEMBERS PRESENT:</b> | Eddie Rodriguez<br>Wendy Austin  | Ex-Officio<br>Ex-Officio/City Manager/<br>Secretary   |
| <b>EX-OFFICIO MEMBERS ABSENT:</b>  | Richard D. Lopez   | Mayor   |
| <b>OTHERS PRESENT:</b>             | Ken Ahrens<br>Ivan "Mike" Abell<br>Melissa Salcido<br>Matt Warner<br>Richard Aguilar<br>Anthony Hernandez<br>Olga Ramirez<br>Dave Romero | Deputy City Manager<br>Director of Utilities<br>Finance Director<br>WWTP Superintendent<br>Environmental Services Superintendent<br>Water Superintendent<br>Assistant to City Manager<br>Balleau Groundwater (via<br>telephone) |

**1. Roll Call and Determination of Quorum**

C. Stephens called roll and it was determined that there was a quorum of voting members.

**2. Consider Approval of Minutes of the Board of Water and Sewer Commissioners Regular Meeting held March 19, 2026**

The motion was made by F. Beard and seconded by J. Bowen to approve the Minutes of the Regular Board of Water and Sewer Commissioners meeting held on March 19, 2026. The vote was as follows: Yes: F. Beard, J. Bowen, C. Stephens No: None Abstained: R. Chavez Absent: D. Miehl. The Motion passed.

**3. Final Review of NMOCD Incident Reports within the Sheep Draw Wellhead Protection Area**

D. Romero said there were questions regarding what the undefined releases meant. He said sometimes the Oil Conservation Division (OCD) gets long descriptions and they just put them in an undefined category. All the information will be there, it doesn't mean they are trying to hide something, they are just unable to describe it with a few words. D. Romero stated there is some new information that is listed in the Appendix. He mentioned in 2023 the OCD changed the way they handle and setup the C141 forms that the Operator fills out to report a release. With this new

system there is an electronic form that the Operator fills out and it's reported immediately. He stated there are a series of questions listed on the form, and those questions relate to certain features in the area. D. Romero said it would be great if the OCD added a question, "Are you within a defined municipal freshwater Wellhead Protection Area." He suggested the City reaching out to the OCD to get that question added to the form. W. Austin mentioned she has been in contact with M. O'Brien to have a discussion with the OCD.

C. Stephens stated after reviewing the report he had one minor problem with a company that had six releases in a ten year span. He asked if there was something the City could do. D. Romero responded he wasn't sure if there was anything the City could do. C. Stephens asked if there was a penalty for not reporting. D. Romero stated he would have to get back to the board. Councilor Rodriguez said he just looked it up and said the penalty could go from \$2,500 up to \$10,000 per day, for every day it goes unreported, maximum penalty is \$200,000 then it goes to court. R. Chavez asked if the C141 form included the latitude/longitude or is it just a legal description. D. Romero stated the form does have the location listed. C. Stephens asked who follows up after there has been a spill. D. Romero responded the OCD coordinates with the Environmental Company who comes in to do the cleanup, who then reports back to the OCD. C. Stephens asked if anyone visually verifies. D. Romero stated yes they do.

W. Austin mentioned to the board, D. Romero would be updating this report annually. C. Stephens said due to the increase of drilling is it possible to review the report semi-annually.

#### **4. Utilities Department Monthly Reports presented by Ivan "Mike" Abell**

I. Abell reported for the month of March the Water department pumped approximately 778.70 acre-feet from the Sheep's Draw, which is 8.46 million gallons a day. This is 122.57 acre-feet more than this time last year. This is due to the lack of rainfall for the month of March. The City is at 19% of their Water Rights. In the Double Eagle Water System, the Double Eagle department pumped about 99.58 acre-feet or about 32.45 million gallons. He reported they pumped 267.17 acre feet of the 7648 acre feet that is available at Double Eagle. They have used about 4% of their Water Rights. They delivered 21.74 acre feet to the City which is about 7.08 million gallons a day. I. Abell mentioned they have installed the new inlet meter on the Double Eagle 5 million gallon tank. Customers on the Double Eagle water system used approximately 3.12 million gallons. The WWTP treated about 2.32 million gallons of sewage and treated about 303 thousand gallons of septage. They delivered 14.3 million gallons of Effluent to the Municipal Golf Course and had no Effluent sales for the month of March.

Precipitation for the month of March was zero.

C. Stephens said he noticed the meters continue to increase. I. Abell responded yes, there is an increase in the meters. He mentioned there are 42 cut-offs for this month. R. Chavez asked if Effluent is available for purchase. I. Abell stated yes, through contract. Currently the City has a contract with Select Energy. C. Stephens asked if there was anything in place that prevents the City from not having an exclusive contract with someone. I. Abell stated Select does want to purchase the Effluent, they have just run into a few issues getting the water to where they want it.

#### **5. Financial Reports presented by Melissa Salcido**

M. Salcido gave a summary of the February 2026 Financials. The Water & Sewer Fund had a beginning fund balance of \$17 million. Revenues budget had a balance of \$12.1 million and were

\$20.8 million unfavorable to the \$32.9 million budget. This unfavorable variance is related to the timing of the grants and the Water and Sewer loans. If the grants and loans were to be removed the Water and Sewer fund would still be unfavorable by only \$300 thousand in revenues. Labor costs of \$3.5 million were \$600 thousand favorable to the \$4.1 million budget. Operating costs of \$2.4 million were \$500 thousand favorable to the \$2.9 million budget. Capital Investment of \$5 million was \$33.1 million favorable to the \$38.1 million budget.

With no further business to discuss, C. Stephens declared the meeting is adjourned.

---

Chairman

DRAFT

# City of Carlsbad

## Inter-Office Memorandum

---

Richard D. Lopez, Mayor

Wendy D. Austin, City Manager

**TO:** Wendy D. Austin, City Manager

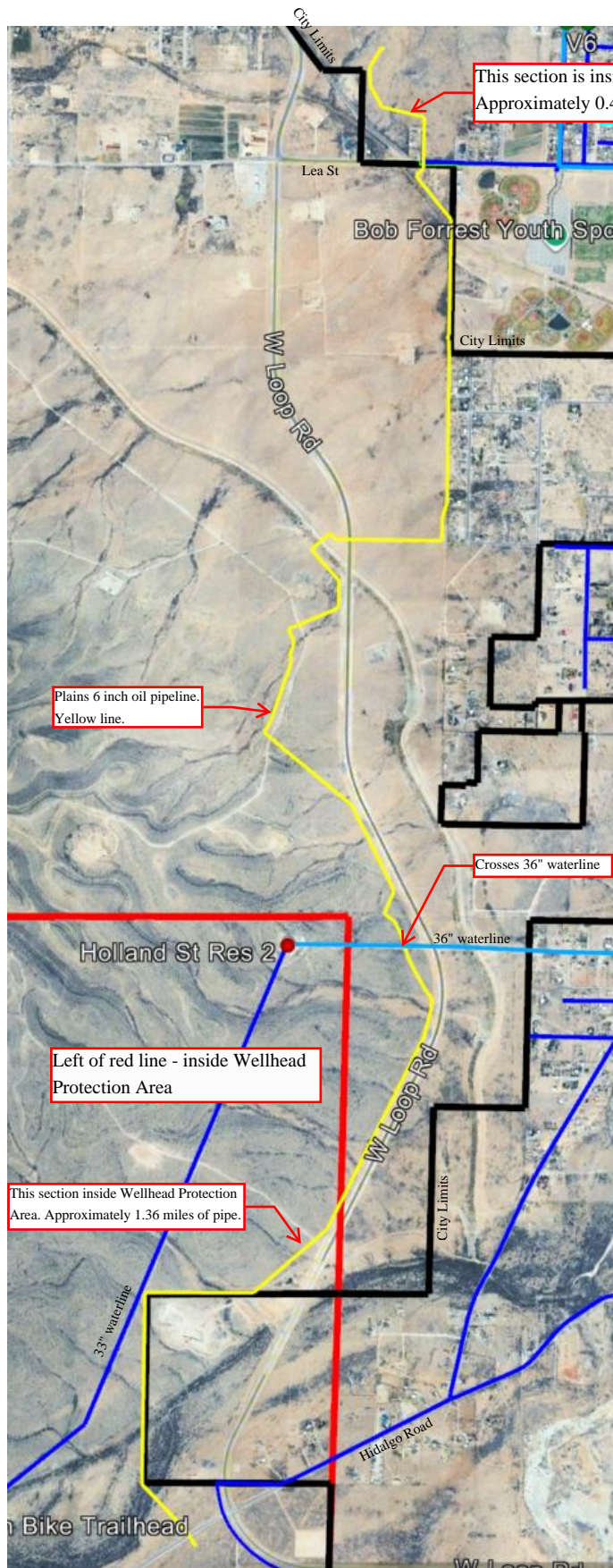
**FROM:** Ron Myers, Environmental Permitting Manager

**DATE:** May 12, 2026

**RE:** Plains Oryx Water Buffalo Oil Pipeline

---

Plains Oryx Delaware Oil Transport LLC has submitted an application for a permit to construct a 6" oil pipeline within both the City Limits and the Significant Impact Zone of the Wellhead Protection Area. The pipeline will be approximately 5.3 miles in length, with approximately 0.42 miles to be constructed within City Limits, approximately 1.36 miles will be constructed within the Significant Impact Zone of the Wellhead Protection Area, and the remaining length of the pipeline will be constructed within Eddy County. The City has retained Mr. Clayton Bradley with Bradley Law Firm as the City's Inspector as provided for in Chapter 34 "Oil and Gas Wells and Pipelines", Section 34-32 of the City's code of ordinances. Mr. Bradley has reviewed the application for compliance with Chapter 34 "Oil and Gas Wells and Pipelines" and Chapter 52 Article IV "Wellhead and Water Facilities Protection" of the City's code of ordinances. A copy of the application and Mr. Bradley's summary report and recommendation to approve the application are attached to this memo.



This section is inside City Limits. Approximately 0.42 miles of pipe.

Plains 6 inch oil pipeline. Yellow line.

Crosses 36" waterline

Left of red line - inside Wellhead Protection Area

This section inside Wellhead Protection Area. Approximately 1.36 miles of pipe.

Plains Water Buffalo 6" oil pipeline



## **ORYX DELAWARE OIL TRANSPORT, LLC – WATER BUFFALO OIL GATHERING LINE**

### **Oil & Gas Permit Review Summary**

Prepared for:  
City Council  
Water & Sewer Board  
City of Carlsbad, New Mexico

Prepared by:  
Clayton Bradley, Attorney at Law  
Bradley Law Office  
Counsel to the City of Carlsbad

May 8, 2026

### **I. PROJECT OVERVIEW**

The proposed project involves the construction and operation of a six-inch (6") oil gathering pipeline (identified as the "Water Buffalo" oil line) by Oryx Delaware Oil Transport LLC. The pipeline is designed to transport oil from the Permian Resources Water Buffalo CTB (Central Tank Battery) in Section 2-T22S-R26E to an offsite facility.

The proposed route traverses both municipal boundaries and the Wellhead Protection Area (WHPA) within Eddy County, specifically within Sections 2, 10, 11, 14, 15, 22, 23, & 27, Township 22 South, Range 26 East.

The project includes:

- Mainline Installation: 6" oil pipeline gathering system;
- Depth: Minimum 36" cover between the surface and the top of the gathering pipeline;
- Operating Pressure: Not to exceed 740 PSIG;
- Above-Ground Facilities: The applicant confirms there will be no compressors on-site. Safety devices, including a pressure relief valve, indicator transmitter, and pressure switch, will be located on the LACT unit in Section 2.

- Crossings: Road bores (NMDOT and Eddy County), and City of Carlsbad Water system crossings;
- Bonding & Insurance: \$100,000 surety bond and liability insurance exceeding City requirements;

The application has been submitted pursuant to Carlsbad Code, Chapter 34 – Oil & Gas Wells and Pipelines.

## II. TECHNICAL SPECIFICATIONS

- Pipe Construction: Line pipe consists of 6.625" x 0.250" WT API5L PSL2 X-52 ERW with 14-16 mil FBE coating. Bore pipe is 6.625" x 0.280" WT with additional 40 mil ARO coating.
- Burial Depth: Minimum 36" cover to top of pipe, in compliance with §34-66(a).
- Pressure & Safety: Maximum operating pressure is 740 PSIG. Testing will be conducted in accordance with Code of Federal Regulations (CFR) 195 Subpart E and CFR 192 Subpart J.
- Testing Standards: Prior to operation, the line will undergo testing in accordance with CFR 195 Subpart E and CFR 192 Subpart J, as well as API and ASTM standards.
- No Above-Ground Facilities: Applicant has confirmed no compressors or other above-ground structures located within Carlsbad City limits.

## III. MUNICIPAL CODE COMPLIANCE REVIEW

- Chapter 34 (Oil and Gas Wells and Pipelines)
  - Application Fees (§34-62): A payment of \$10,000.00 has been submitted, covering the required application and inspection fees.
  - Insurance (§34-64): The applicant has provided a Certificate of Liability Insurance with a \$15,000,000 general aggregate limit, which exceeds the City's statutory minimum requirements.
  - Bonding (§34-65): A \$100,000 License or Permit Bond (Bond #022239196) has been filed via Liberty Mutual Insurance Company.
  - Emergency Response (§34-67): Matt Quesada (District Manager - Operations) is the designated emergency contact. A 24-hour emergency control center number (1-800-708-5071) has been provided
- Chapter 52 (Wellhead & Water Facilities Protection)
  - Water Line Crossings: Oryx has submitted notification forms for crossings at W. Lea St. and Res 2.
  - Separation Standards: The application specifies crossing methods including a three foot vertical separation with casing and vents, or a ten foot vertical separation without casing but with permanent markers.
- Third Party Approvals: Approvals obtained from NMDOT, Eddy County and City of Carlsbad Water Department.

#### IV. FINDINGS & RECOMMENDATION

Upon legal and technical review, the Water Buffalo pipeline application substantively complies with the requirements set forth in Chapters 34 and 52 of the Carlsbad Municipal Code. The applicant has demonstrated financial responsibility through adequate bonding and insurance, provided comprehensive technical data, and addressed the safety concerns inherent in traversing the Wellhead Protection Area.

I recommend that the City Council and the Water and Sewer Board approve the application subject to the following conditions:

1. Field Inspection: Final approval of the municipal water system crossings remains contingent upon a field inspection by the City Water Department prior to backfilling.
2. Continuous Coordination: The applicant must maintain contact with the City-appointed inspector throughout the construction phase.
3. Post-Construction Documentation: Submission of verified as-built GPS coordinates for the entire pipeline length within City limits and the WHPA upon completion.

Respectfully submitted,



Clayton Bradley  
Bradley Law Office  
Counsel to the City of Carlsbad

CITY OF CARLSBAD  
**PIPELINE PERMIT**

Carlsbad Code of Ordinances,  
 Chapter 34 Oil & Gas Wells & Pipelines  
 Chapter 52 Article IV: Wellhead & Water Facilities Protection

**ACTIVITY PERMITTED**

In City Limits:  Yes  No  
 In Wellhead Protection Area:  Yes  No  
 Sheep Draw WHPA  Double Eagle WHPA

A separate permit is required for each pipeline.

Prior to completing this application, review Chapter 34, Chapter 52 Article IV of the City's Code of Ordinances and the City of Carlsbad Oil and Gas Pipeline Application Guidance. These documents are included as Exhibit B of this application packet.

Construct / Operate Pipeline

**CONTACT INFORMATION**

|                      | <b>Permittee</b>                       | <b>Registered Agent</b>                         | <b>Emergency Contact</b>            |
|----------------------|--|---|-------------------------------------|
| <b>Name</b>          | Plains Oryx Delaware Oil Transport LLC | Derek James                                     | Matt Quesada                        |
| <b>Address</b>       | PO Box 53240<br>Midland TX 79710       | 11900 N. MacArthur Blvd Ste C1<br>OKC, Ok 73162 | 115 W Loving Rd<br>Loving, Nm 88256 |
| <b>Telephone No.</b> | (405) 388-0670                         | (405) 388-0670                                  | (918) 805-1681<br>(800) 708-5071    |
| <b>Email Address</b> |  | derek.james@jamesdavisland.com                  | matt.quesada@plains.com             |
| <b>Fax No.</b>       |  |   |                                     |

Name of Pipeline Project: Water Buffalo Oil Gathering Line

|  |
|--|
| <p>Provide a map of pipeline alignment, construction plan set, and plat certified by a professional surveyor licensed in the State of New Mexico showing the location with respect to:</p> <ol style="list-style-type: none"><li>1. Property lines;<br/>See attached.</li><li>2. Right-of-way boundaries;</li><li>3. Surface contours;</li><li>4. All structures within the proximity limits set forth in section 34-63 including the distance to such structures.</li></ol> |
| <p>Proposed depth of pipeline: 36"</p>   |
| <p>Detailed explanation of pipe size, material, wall thickness, pressure rating, operating pressures and other facilities: See attached.</p>   |
| <p>Characteristics of gas or liquid to be transported: See attached.</p>   |
| <p>Location and operating characteristics of compressor, compressor control or safety devices: See attached.</p>   |

**BOARD OF WATER & SEWER COMMISSIONERS APPROVAL DATE:** \_\_\_\_\_

**CITY COUNCIL APPROVAL DATE:** \_\_\_\_\_

**FIRST INSPECTION FEE**

\$5,000.00 paid to the City

Date: March 30, 2026

Form:  Cash  
 Cashier's Check  
 Certified Check

**CONDITIONS**

This permit incorporates by reference all the provisions of:

- Chapter 34 of the City of Carlsbad Code of Ordinances and Chapter 52 Article IV of the City of Carlsbad Code of Ordinances Attached as Exhibit "B"
- All applicable requirements of the:  
OCD;  
State Land Office; and  
Bureau of Land Management
- All applicable terms and conditions of the Wellhead and Water Facilities Protection Ordinance.
- Such other terms or provisions as the City may consider to be necessary  
 Attached as Exhibit "C"                       None
- For Wells:  
Approved Drilling Program  
Attached as Exhibit "D"  
Approved Operating Conditions  
Attached as Exhibit "E"

The specifications and requirements of:  
Bureau of Land Management Onshore Oil and Gas Operations; Federal and Indian Oil and Gas Leases; Onshore Oil and Gas Order No. 2, Drilling operations, 43 CFR 3160; and OCD Rule 118, Hydrogen Sulfide Gas – Public Safety as such may be amended from time to time, whether or not the well is otherwise subject to the jurisdiction or control of the Bureau of Land Management or the OCD. The specifications and requirements of that Order No. 2 and Rule 118 shall constitute minimum acceptable levels of performance. When Chapter 34, this permit, or other applicable law, rule or regulation impose a higher or more stringent standard, then that higher or more stringent standard shall apply.

**BOND**

Amount (minimum of \$100,000):

- \$100,000
- As set by City Council:

\$ \_\_\_\_\_

Date Received: \_\_\_\_\_

**INSURANCE**

Amount (minimum of \$5,000,000):

- \$5,000,000
- As set by City Council:

\$ \_\_\_\_\_

Date Received: \_\_\_\_\_

Certificate of Insurance: \_\_\_\_\_

Complete Copy of Policy: \_\_\_\_\_

The issuance of a permit constitutes a contract between the City and the permittee that the permittee shall abide by all conditions set by the City and shall be liable and must pay the reasonable attorney's fees and costs incurred by the city in a successful enforcement of the provisions of Chapter 34 of the City of Carlsbad Code of Ordinances.

**THIS PERMIT EXPIRES ONE YEAR AFTER THE DATE OF ITS APPROVAL IF THE PERMITEE HAS NOT UNDERTAKEN THE ACTIVITY AUTHORIZED BY THIS PERMIT.**

**IF THE ACTIVITY AUTHORIZED BY THIS PERMIT IS UNDERTAKEN WITHIN ONE YEAR AFTER THE DATE OF THE PERMIT'S APPROVAL, THE PERMIT SHALL CONTINUE FOR SO LONG THEREAFTER AS OIL AND GAS IS PRODUCED OR UNTIL SUCH TIME AS THE PERMITEE HAS ABANDONED THE OPERATION OF SUCH WELL OR FACILITY FOR WHICH THE PERMIT WAS ISSUED.**

**CITY OF CARLSBAD:**

\_\_\_\_\_  
WENDY D. AUSTIN, CITY MANAGER Date

**PERMITTEE:** Plains Oryx Delaware Oil Transport LLC

Signature & date of Authorized Agent:  5/11/20

Printed Name of Authorized Agent: Derek James

EXECUTE IN DUPLICATE ORIGINALS  
One original for the City;  
One original for the Permittee

FORM PPLP-05

Pay to the order of:

Plains Oryx Permian Basin LLC  
333 Clay Street, Suite 1600 • Houston, TX 77002

90001510

52-153  
112 ME

City of Carlsbad

101 N Halagueno St

Carlsbad, New Mexico 88220

CITY

STATE

ZIP CODE

PHONE NUMBER

DATE March 4, 2026

MATCH AMOUNT IN WORDS WITH NUMBERS

\$ 10,000.00

Pay:

VOID AFTER 180 DAYS

Ten Thousand Dollars & No Cents

DOLLARS

PAYABLE THRU  
Bank of America

Plains Oryx Permian Basin LLC

By

AUTHORIZED SIGNATURE

THE BACK OF THIS DOCUMENT CONTAINS AN ARTIFICIAL WATERMARK HOLD AT ANGLE TO VIEW

⑈90001510⑈ ⑆011201539⑆ 002220269799⑈

| A.F.E./ ACCT. CODE | UNIT NO. / C.C.      | CHECK NUMBER                  | Plains Oryx Permian Basin LLC | 1099 REPORTING STATUS |  |
|--------------------|----------------------|-------------------------------|-------------------------------|-----------------------|--|
| 32810              |                      | 90001510                      |                               |                       | NON-REPORTING                          |
| CHECK DATE         | CHECK AMOUNT         | INVOICE NUMBER                |                               |                       | 100% REPORTABLE                        |
| 3/4/2026           | \$10,000.00          | Permit City of Carlsbad 32810 |                               |                       | INTEREST                               |
| PROJECT LOCATION   | TAXPAYER I.D. NUMBER |                               |                               |                       | IF REPORTABLE INDICATE TYPE OF PAYMENT |
| OPERATOR           |                      |                               |                               |                       | RENTS                                  |
| CITY               |                      |                               |                               |                       | SERVICES                               |
| STATE              |                      |                               |                               |                       | NON-EMPLOYEE COMP.                     |
|                    |                      |                               |                               |                       | PRIZES, AWARDS, OR DAMAGES             |
| DESCRIPTION        |                      |                               |                               |                       |  |

\$10,000.00 Paid for City of Carlsbad Notification from for Municipal and Double Eagle

Water Systgem Pipeline Crossing on lands located in Section 2-T22S-R26E Eddy

County, New Mexico; Cost Breakdown: \$10,000.00 Application Fee Project

Description: Water Buffalo AFE#: 32810 "Back up Documentation is on file in

the Land Department"



March 27, 2026  
 City of Carlsbad, New Mexico  
 Planning, Engineering and Regulation Department  
 114 S. Halagueno Street  
 Carlsbad, NM 88220

Re: Oryx Delaware Oil Transport LLC – Application for Permit to Install Gathering Pipeline & Encroachment Permit

To Whom It May Concern:

Oryx Delaware Oil Transport applies to the City of Carlsbad, New Mexico for a permit to install a six-inch (6”) oil pipeline within Carlsbad city limits, being more particularly defined as being within Sections 2, 10, 11, 14, 15, 22, 23 & 27, Township 22 South, Range 26 East, Eddy County, New Mexico. Additional detail is identified below and attached hereto.

- **Permit Type:** Permit to install Gathering Pipeline, Wellhead Protection & Encroachment Permit
- **Date of Application:** March 23, 2026
- **Applicant’s name:** Oryx Delaware Oil Transport, LLC
- **Applicant’s address:** PO BOX 53240, Midland, TX 79710
- **Applicant’s phone number:** 405-388-0670
- **Applicant Contact:** Derek James
  - **Title:** Authorized Agent
  - **Telephone Number:** 405-388-0670
  - **Email:** derek.james@jamesdavisland.com
  - **Address:** 11900 N. MacArthur Blvd., Ste. C1, OKC, OK 73162
- **Description the proposed project:** Six-inch (6”) oil pipeline gathering the Permian Resources Water Buffalo CTB location in Section 2-T22S-26E

*The undersigned applicant indemnifies and holds the city of Carlsbad, New Mexico harmless from any and all liability growing out of or attributable to the granting of this permit.*

**Attachments:**

- Exhibit “A”- City of Carlsbad Pipeline Crossing Application for License of Permit
- Exhibit “B” - Aerial Map to reflect proposed route, including surface ownership.
- Exhibit “C” – Legal Description of the Gathering Pipeline Easement
- Exhibit “D” – Certified plat to reflect property lines, Right-of-Way boundaries, Surface Contours
- Exhibit “E” – Proposed depth of the Gathering Pipeline
- Exhibit “F” – Explanation of operating pressures of the Gathering Pipeline
- Exhibit “G” – Location of compressor, compressor control, or safety devices with explanation of operating characteristic of each.
- Exhibit “H” – Emergency Contact information
- Exhibit “I” – 3<sup>rd</sup> Party Permits
- Exhibit “J” – Pipe Specs
- Exhibit “K” – Bore Profile
- Exhibit “L” – Encroachment Permit Application Form
- Exhibit “M” – Permit – Wellhead Protection Area
- Exhibit “N” – Certificate of Insurance
- Exhibit “O” – \$100,000 Bond

I appreciate your time and consideration. Should there be any questions or additional items required for this permit application, please feel free to reach out to me directly at 405-388-0670 or derek.james@jamesdavisland.com.

Sincerely,  
**ORYX DELAWARE OIL TRANSPORT LLC**

Derek James  
 Authorized Agent



**Exhibit "A"**  
**City of Carlsbad Pipeline Crossing Application for License of Permit**

CITY OF CARLSBAD  
P. O. BOX 1569  
CARLSBAD, NM 88221

**PIPELINE CROSSING  
APPLICATION  
FOR LICENSE OR PERMIT**

**A separate application shall be required for each proposed crossing.**

**TYPE OF PERMIT/LICENSE REQUESTED**


Pipeline Crossing

|   |                             |
|---|-----------------------------|
| Applicant Name: <b>Oryx Delaware Oil Transport LLC</b>  | Filing Date: <b>3/27/26</b> |
| If not Corporation, name of local Agent:  |                             |
| If Corporation, Name of Registered Agent: <b>Oryx Delaware Oil Transport LLC - Matt Quesada (District Manager - Operations)</b> |                             |
| Telephone number(s): <b>Derek James: 405-388-0670   Matt Quesada: 918-805-1681</b>  |                             |
| Email: <b>derek.james@jamesdavisland.com   matt.quesada@plains.com</b>  |                             |
| Applicant Address: <b>PO BOX 53240</b>  |                             |
| City, State, Zip Code: <b>Midland, TX 79710</b>   |                             |

|  |
|--|
| Proposed site (including location of gathering lines, crossings, etc.):<br><br><b>Sections 2, 10, 11, 14, 15, 22, 23 &amp; 27, Township 22 South, Range 26 East, Eddy County, New Mexico – See Exhibits “B”, “C” &amp; “D” attached hereto</b>   |
| Name of lease owner: <b>See Exhibits “B” &amp; “D” attached hereto</b>   |
| Accurate description of location (with legal description of all acreage dedicated to well or legal description of easements to be used by pipeline, gps coordinates for crossing location, etc.):<br><br><b>See Exhibit “C” attached hereto.</b> |
| Location with respect to property lines, right-of-way boundaries, and surface contours:<br><br><b>See Exhibits “B” &amp; “D” attached hereto</b>   |
| If in City limits, identify location of public notice signs:<br><br><b>Not Applicable - gathering line only. No installation of water or gas repressurizing or injection facility contemplated with this permit application.</b>                 |

*Note: Attach all applications and forms submitted to or received from OCD, State Land Office, NMDOT, and BLM, as applicable.*

|   |
|---|
| Detailed explanation of operating pressures of pipelines:<br><br>See Exhibit "F" attached hereto  |
| Location and operating characteristics of compressor, compressor control or safety devices:<br>Oryx Delaware Oil Transport LLC proposes that there will NOT be any compressors on site, however, there will be a pressure relief valve, pressure indicator transmitter and pressure switch located on the LACT unit in Section 2, T22S R26E. Additionally, Oryx will have Pig Traps located at (Standard Launcher: 32.418554°, -104.271778°) & (Standard Receiver: 32.360932°, -104.278663°). Standard examples of the Pig Launcher and Receiver are reflected below. See Exhibit "G" attached hereto |
| Typed or printed name of Emergency Contract with telephone number(s):<br>Matt Quesada (District Manager - Operations) - 1-918-805-1681 or 1-800-708-5071  |
| Have you attached a current certified financial statement: <input type="checkbox"/> Yes <input checked="" type="checkbox"/> No  |

|  |               |
|--|---------------|
| Signature of authorized agent:  | Date: 3/27/26 |
| Typed or Printed name of authorized agent: Derek James   |               |

**Permit/License:**

Approval

Date: \_\_\_\_\_

\_\_\_\_\_  
Permits Manager

**This Permit incorporates by reference and requires compliance with all applicable City Ordinances and regulations, and all applicable laws, rules, regulations and requirements of the Oil Conservation Commission, the Oil Conservation Division, the State Land Office and the Bureau of Land Management.**

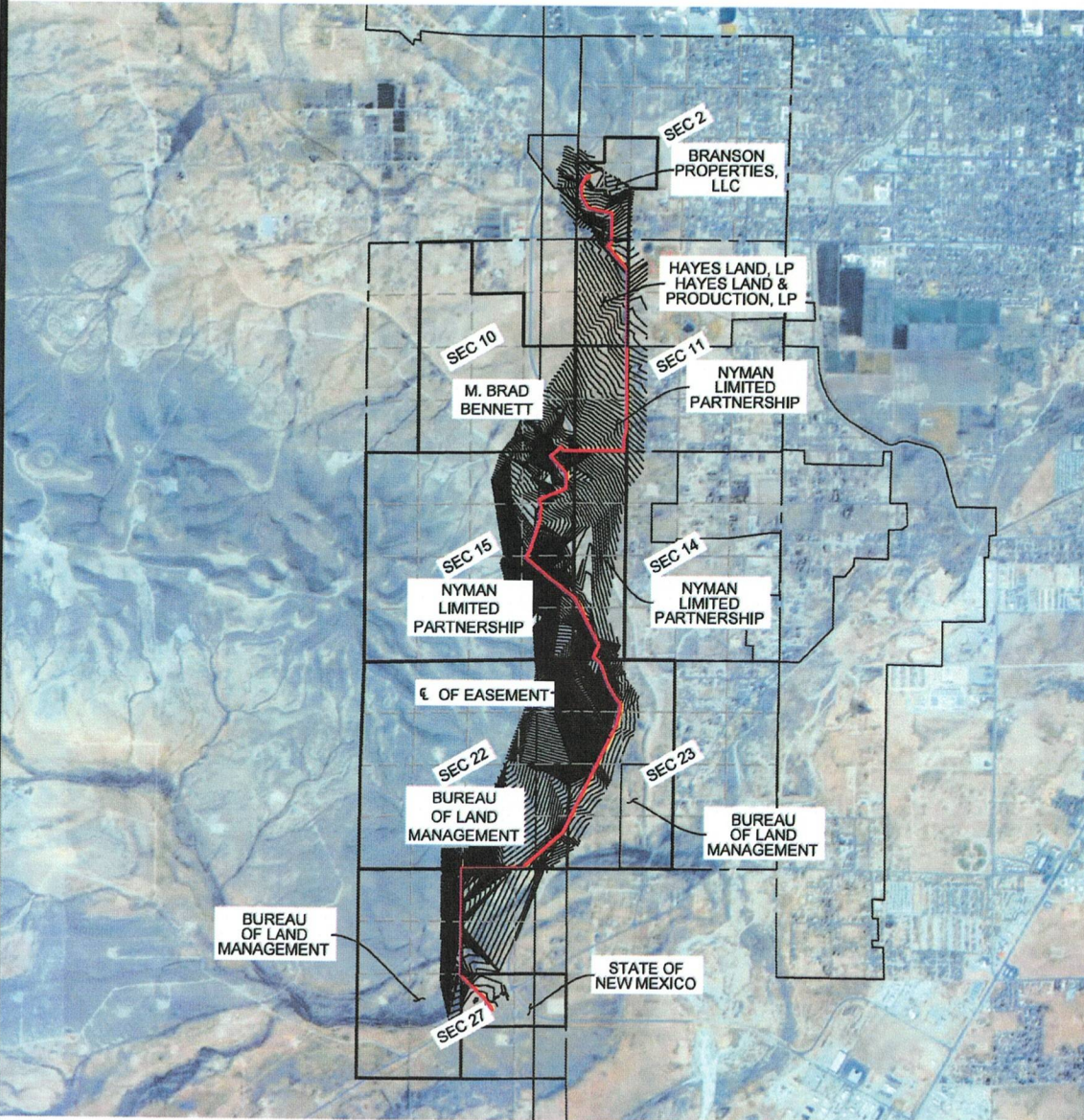


**Exhibit "B"**

**Aerial Map to reflect proposed route, including surface ownership**

# SKETCH

IN A PART OF SECTIONS 2, 10, 11, 14, 15, 22, 23 & 27, TOWNSHIP 22 SOUTH, RANGE 26 EAST, NEW MEXICO P.M.  
EDDY COUNTY, NEW MEXICO



Z:\Shared\Projects\00000 - Oil and Gas Projects\67349 - Plains All American - Water Buffalo\04 - Drawings\04 - Plates\67349-Aerial.dwg



Graphic Scale in Feet



## LEGEND

|               |                       |
|---------------|-----------------------|
| <b>P.O.B.</b> | POINT OF BEGINNING    |
| <b>P.O.C.</b> | POINT OF COMMENCEMENT |
| ○             | ANGLE POINT           |
| ◆             | FOUND MONUMENT        |
| ---           | SECTION LINE          |
| - - - - -     | INTERIOR SECTION LINE |
| ---           | PROPOSED SURFACE SITE |
| ---           | PROPERTY LINE         |
| ---           | CITY LIMITS           |

**NOTES:**

1. THIS SKETCH WAS PREPARED WITHOUT THE BENEFIT OF A TITLE COMMITMENT AND THEREFORE ENCOMPASS ENERGY SERVICES HAS NOT RESEARCHED OR SHOWN ANY OTHER EASEMENTS, RIGHTS-OF-WAY, VARIANCES AND OR AGREEMENTS OF RECORD. ALL OWNERSHIP INFORMATION WAS PROVIDED BY THE CLIENT.

2. THIS SKETCH IS NOT A LAND DIVISION PLAT, OR AN IMPROVEMENT SURVEY PLAT.

3. BEARING AND DISTANCES SHOWN ARE GRID VALUES DERIVED FROM GPS OBSERVATIONS IN U.S. SURVEY FEET.



## WATER BUFFALO EASEMENT AERIAL SKETCH

IN A PART OF SECTIONS 2, 10, 11, 14, 15, 22, 23 & 27, TOWNSHIP 22 SOUTH,  
RANGE 26 EAST, NEW MEXICO P.M., EDDY COUNTY, NEW MEXICO

|   |                          |                           |                 |
|---|--------------------------|---------------------------|-----------------|
| SCALE: 1" = 3,500'  | DRAWN BY: AOP 06/06/2025 | CHECKED BY: TC 06/06/2025 | REV: 0          |
| ENCOMPASS ENERGY SERVICES<br>2750 S. WADSWORTH ST., SUITE C-202<br>DENVER, CO. 80222<br>OFFICE NUMBER: 303-655-6080 |                          | DWG NO.<br>67349-AERIAL   | SHEET<br>1 OF 2 |

**Exhibit "C"**  
**Legal Description of the Gathering Pipeline Easement**

**PARCEL DESCRIPTION**

A STRIP OF LAND ON PARCELS OF LAND LOCATED IN PARTS OF SECTIONS 2, 10, 11, 14, 15, 22, 23 & 27, TOWNSHIP 22 SOUTH, RANGE 26 EAST OF THE NEW MEXICO PRINCIPAL MERIDIAN, COUNTY OF EDDY, STATE OF NEW MEXICO;

**CENTERLINE DESCRIPTION**

A 30 FEET WIDE STRIP OF LAND, BEING 15 FEET ON EACH SIDE OF THE FOLLOWING DESCRIBED CENTERLINE:

**COMMENCING** AT THE W1/4 CORNER OF SAID SECTION 2 (AS MONUMENTED BY A FOUND COTTON SPINDLE), FROM WHICH THE NW CORNER OF SAID SECTION 2 (AS MONUMENTED BY A FOUND #4 REBAR) BEARS N 01°12'36" E A DISTANCE OF 2,527.24 FEET, FORMING THE BASIS OF BEARINGS USED IN THIS DESCRIPTION;

**THENCE**, S 13°47'17" E A DISTANCE OF 1,066.20 FEET TO THE POINT OF BEGINNING;

**THENCE**, ALONG SAID CENTERLINE THE FOLLOWING FIFTY-SIX (56) COURSES:

- 1) N 29°37'53" E A DISTANCE OF 38.60 FEET;
- 2) N 60°22'07" W A DISTANCE OF 46.04 FEET;
- 3) S 29°37'53" W A DISTANCE OF 321.09 FEET;
- 4) S 02°54'47" E A DISTANCE OF 247.36 FEET;
- 5) S 29°43'57" E A DISTANCE OF 347.22 FEET;
- 6) S 77°56'16" E A DISTANCE OF 615.51 FEET;
- 7) S 00°04'01" W A DISTANCE OF 728.34 FEET;
- 8) S 44°54'38" W A DISTANCE OF 144.39 FEET;
- 9) S 40°00'19" E A DISTANCE OF 790.29 FEET;
- 10) S 00°06'48" E A DISTANCE OF 1630.59 FEET;
- 11) S 45°00'00" W A DISTANCE OF 23.99 FEET;
- 12) S 00°06'48" E A DISTANCE OF 50.00 FEET;
- 13) S 45°00'00" E A DISTANCE OF 24.09 FEET;
- 14) S 00°06'48" E A DISTANCE OF 139.03 FEET;
- 15) S 08°50'21" E A DISTANCE OF 52.85 FEET;
- 16) S 00°05'56" E A DISTANCE OF 2098.22 FEET;
- 17) S 14°53'12" W A DISTANCE OF 243.43 FEET;
- 18) S 00°02'04" E A DISTANCE OF 306.31 FEET;
- 19) S 89°40'36" W A DISTANCE OF 1508.59 FEET;
- 20) N 42°43'25" W A DISTANCE OF 112.22 FEET;
- 21) S 47°16'35" W A DISTANCE OF 349.28 FEET;
- 22) S 43°01'40" E A DISTANCE OF 583.57 FEET;
- 23) S 00°04'37" E A DISTANCE OF 387.97 FEET;
- 24) S 66°07'38" W A DISTANCE OF 765.51 FEET;
- 25) S 23°52'22" E A DISTANCE OF 195.34 FEET;
- 26) S 08°54'45" W A DISTANCE OF 60.00 FEET;
- 27) S 13°41'56" W A DISTANCE OF 20.99 FEET;
- 28) S 18°11'34" W A DISTANCE OF 108.63 FEET;
- 29) S 10°31'07" E A DISTANCE OF 104.08 FEET;
- 30) S 18°11'34" W A DISTANCE OF 838.39 FEET;
- 31) S 21°13'36" W A DISTANCE OF 42.74 FEET;
- 32) S 27°10'18" W A DISTANCE OF 27.54 FEET;
- 33) S 29°13'00" W A DISTANCE OF 152.08 FEET;
- 34) S 50°28'11" E A DISTANCE OF 355.52 FEET;
- 35) S 51°28'29" E A DISTANCE OF 1252.99 FEET;
- 36) S 22°31'07" E A DISTANCE OF 21.96 FEET;
- 37) S 27°31'11" E A DISTANCE OF 1320.48 FEET;
- 38) S 22°24'45" W A DISTANCE OF 339.32 FEET;
- 39) S 37°39'05" E A DISTANCE OF 40.00 FEET;
- 40) S 56°01'29" E A DISTANCE OF 125.19 FEET;
- 41) S 42°00'03" E A DISTANCE OF 16.75 FEET;
- 42) S 27°56'42" E A DISTANCE OF 84.36 FEET;
- 43) S 27°56'42" E A DISTANCE OF 137.58 FEET;
- 44) S 17°49'31" E A DISTANCE OF 262.67 FEET;
- 45) S 23°05'10" E A DISTANCE OF 160.84 FEET;
- 46) S 29°05'07" E A DISTANCE OF 205.55 FEET;
- 47) S 30°44'57" E A DISTANCE OF 212.04 FEET;
- 48) S 37°13'21" E A DISTANCE OF 150.92 FEET;
- 49) S 02°10'39" W A DISTANCE OF 157.35 FEET;
- 50) S 13°53'26" W A DISTANCE OF 412.86 FEET;
- 51) S 25°50'27" W A DISTANCE OF 3019.49 FEET;
- 52) S 48°22'34" W A DISTANCE OF 1365.48 FEET;
- 53) S 89°30'19" W A DISTANCE OF 1525.25 FEET;



54) S 00°05'44" W A DISTANCE OF 2711.71 FEET;  
55) S 45°00'00" E A DISTANCE OF 907.30 FEET;  
56) S 31°27'00" E A DISTANCE OF 273.09 FEET TO THE POINT OF TERMINUS, FROM WHICH THE E1/4  
CORNER OF SAID SECTION 27 (AS MONUMENTED BY A FOUND GLO BRASS CAP DATED 1943)  
BEARS N 63°56'22" E A DISTANCE OF 2,107.62 FEET.

THE SIDELINES OF SAID EASEMENT ARE LENGTHENED OR SHORTENED TO MEET AT ANGLE  
POINTS AND TO TERMINATE PERPENDICULAR TO THE POINTS OF BEGINNING AND TERMINUS.  
THE TOTAL LENGTH OF THE ABOVE DESCRIBED CENTERLINE IS 28,163.00 FEET (1,706.85 RODS),  
CONTAINING AN AREA OF 773,173 SQUARE FEET OR 17.75 ACRES, MORE OR LESS.

**TOGETHER WITH**

A TEMPORARY WORKSPACE AND ADDITIONAL TEMPORARY WORKSPACES FOR CONSTRUCTION  
PURPOSES AS SHOWN ON THE ACCOMPANYING EXHIBIT AND AS SHOWN IN DETAILS ON THE  
INDIVIDUAL EXHIBITS FOR EACH PARCEL.

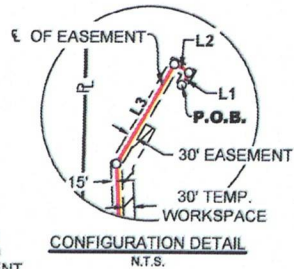
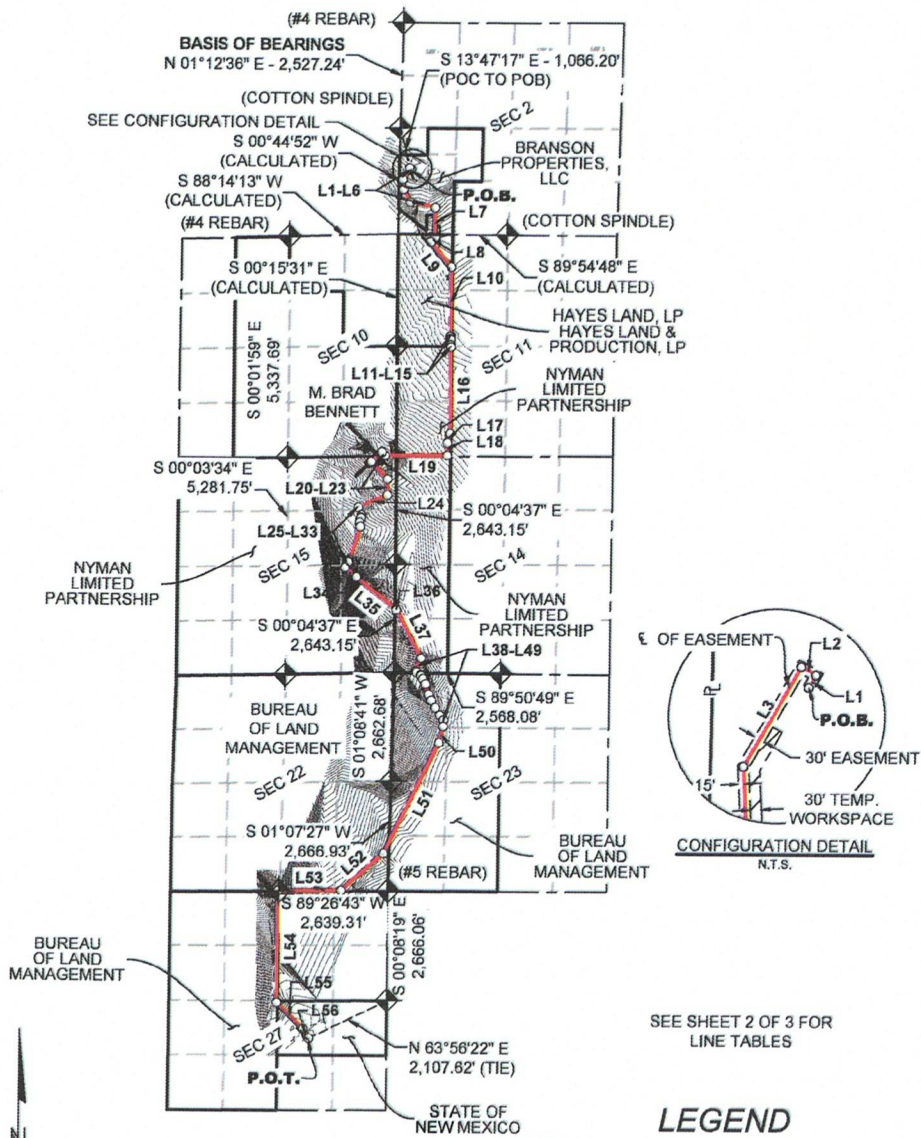


**Exhibit "D"**

**Certified plat to reflect property lines, Right-of-Way boundaries, Surface Contours**

# EXHIBIT "A"

IN A PART OF SECTIONS 2, 10, 11, 14, 15, 22, 23 & 27, TOWNSHIP 22 SOUTH, RANGE 26 EAST, NEW MEXICO P.M.  
EDDY COUNTY, NEW MEXICO



SEE SHEET 2 OF 3 FOR LINE TABLES

## LEGEND

- P.O.B.** POINT OF BEGINNING
- P.O.C.** POINT OF COMMENCEMENT
- P.O.T.** POINT OF TERMINUS
- ANGLE POINT
- ◆ FOUND GLO BRASS CAP DATED 1943 (OR AS NOTED)
- SECTION LINE
- INTERIOR SECTION LINE
- EASEMENT CENTERLINE
- EASEMENT LIMITS
- PROPERTY LINE
- ▨ TEMPORARY WORKSPACE
- ▩ ADDITIONAL TEMPORARY WORKSPACE (ATWS)



Z:\Shared\Projects\00000 - Oil and Gas Projects\67349 - Plains All American - Water Buffalo\04 - Drawings\04 - Plats\67349-Overall.dwg

THE CENTERLINE LENGTH OF THE EASEMENT SHOWN HEREON THESE PARCELS IS 26,163.00 FEET (1,706.85 RODS).

THE TOTAL AREA OF THE EASEMENT SHOWN HEREON IS 773,173 SQUARE FEET (2,839.9 SQUARE RODS), OR ±17.75 ACRES.

THE TOTAL AREA OF THE TEMPORARY WORKSPACE SHOWN HEREON IS 803,733 SQUARE FEET (2,952.2 SQUARE RODS), OR ±18.45 ACRES.

THE TOTAL AREA OF THE ADDITIONAL TEMPORARY WORKSPACES SHOWN HEREON IS 168,048 SQUARE FEET (617.3 SQUARE RODS), OR ±3.86 ACRES.

- NOTES:
- THIS EXHIBIT AND LEGAL DESCRIPTION WERE PREPARED WITHOUT THE BENEFIT OF A TITLE COMMITMENT AND THEREFORE ENCOMPASS ENERGY SERVICES HAS NOT RESEARCHED OR SHOWN ANY OTHER EASEMENTS, RIGHTS-OF-WAY, VARIANCES AND OR AGREEMENTS OF RECORD. ALL OWNERSHIP INFORMATION WAS PROVIDED BY THE CLIENT.
  - THIS EXHIBIT AND LEGAL DESCRIPTION ARE NOT A LAND DIVISION PLAT, OR AN IMPROVEMENT SURVEY PLAT.
  - SEE ATTACHED LEGAL DESCRIPTION WHICH BY THIS REFERENCE IS MADE PART HEREOF.
  - BEARING AND DISTANCES SHOWN ARE GRID VALUES DERIVED FROM GPS OBSERVATIONS IN U.S. SURVEY FEET.

### WATER BUFFALO EASEMENT OVERALL EXHIBIT

IN A PART OF SECTIONS 2, 10, 11, 14, 15, 22, 23 & 27, TOWNSHIP 22 SOUTH, RANGE 26 EAST, NEW MEXICO P.M., EDDY COUNTY, NEW MEXICO

|   |                          |                           |              |
|---|--------------------------|---------------------------|--------------|
| SCALE: 1" = 3,500'  | DRAWN BY: AOP 06/06/2025 | CHECKED BY: TC 06/08/2025 | REV: 0       |
| ENCOMPASS ENERGY SERVICES<br>2700 S. WASHINGTON BLVD., SUITE C-202<br>DENVER, CO 80227<br>OFFICE NUMBER: 303-855-6090 |                          | DWG NO. 67349-OVERALL     | SHEET 1 OF 3 |

# EXHIBIT "A"

IN A PART OF SECTIONS 2, 10, 11, 14, 15, 22, 23 & 27, TOWNSHIP 22 SOUTH, RANGE 26 EAST, NEW MEXICO P.M.  
EDDY COUNTY, NEW MEXICO

| LINE TABLE |               |           |
|------------|---------------|-----------|
| NUMBER     | BEARINGS      | DISTANCE  |
| L1         | N 29°37'53" E | 38.60'    |
| L2         | N 60°22'07" W | 46.04'    |
| L3         | S 29°37'53" W | 321.09'   |
| L4         | S 02°54'47" E | 247.36'   |
| L5         | S 29°43'57" E | 347.22'   |
| L6         | S 77°56'16" E | 615.51'   |
| L7         | S 00°04'01" W | 728.34'   |
| L8         | S 44°54'38" W | 144.39'   |
| L9         | S 40°00'19" E | 790.29'   |
| L10        | S 00°06'48" E | 1,630.59' |
| L11        | S 45°00'00" W | 23.99'    |
| L12        | S 00°06'48" E | 50.00'    |
| L13        | S 45°00'00" E | 24.09'    |
| L14        | S 00°06'48" E | 139.03'   |
| L15        | S 08°50'21" E | 52.85'    |
| L16        | S 00°05'56" E | 2,098.22' |
| L17        | S 14°53'12" W | 243.43'   |
| L18        | S 00°02'04" E | 306.31'   |
| L19        | S 89°40'36" W | 1,508.59' |
| L20        | N 42°43'25" W | 112.22'   |
| L21        | S 47°16'35" W | 349.28'   |
| L22        | S 43°01'40" E | 583.57'   |
| L23        | S 00°04'37" E | 387.97'   |
| L24        | S 66°07'38" W | 765.51'   |
| L25        | S 23°52'22" E | 195.34'   |
| L26        | S 08°54'45" W | 60.00'    |
| L27        | S 13°41'56" W | 20.99'    |
| L28        | S 18°11'34" W | 108.63'   |

| LINE TABLE |               |           |
|------------|---------------|-----------|
| NUMBER     | BEARINGS      | DISTANCE  |
| L29        | S 10°31'07" E | 104.08'   |
| L30        | S 18°11'34" W | 838.39'   |
| L31        | S 21°13'36" W | 42.74'    |
| L32        | S 27°10'18" W | 27.54'    |
| L33        | S 29°13'00" W | 152.08'   |
| L34        | S 50°28'11" E | 355.52'   |
| L35        | S 51°28'29" E | 1,252.99' |
| L36        | S 22°31'07" E | 21.96'    |
| L37        | S 27°31'11" E | 1,320.48' |
| L38        | S 22°24'45" W | 339.32'   |
| L39        | S 37°39'05" E | 40.00'    |
| L40        | S 56°01'29" E | 125.19'   |
| L41        | S 42°00'03" E | 16.75'    |
| L42        | S 27°56'42" E | 84.36'    |
| L43        | S 27°56'42" E | 137.58'   |
| L44        | S 17°49'31" E | 262.67'   |
| L45        | S 23°05'10" E | 160.84'   |
| L46        | S 29°05'07" E | 205.55'   |
| L47        | S 30°44'57" E | 212.04'   |
| L48        | S 37°13'21" E | 150.92'   |
| L49        | S 02°10'39" W | 157.35'   |
| L50        | S 13°53'26" W | 412.86'   |
| L51        | S 25°50'27" W | 3,019.49' |
| L52        | S 48°22'34" W | 1,365.48' |
| L53        | S 89°30'19" W | 1,525.25' |
| L54        | S 00°05'44" W | 2,711.71' |
| L55        | S 45°00'00" E | 907.30'   |
| L56        | S 31°27'00" E | 273.09'   |

Z:\Shared\Projects\000000 - Oil and Gas\Projects\67349 - Plains All American - Water Buffalo\04 - Drawings\04 - Plats\67349-Overall.dwg

THE CENTERLINE LENGTH OF THE EASEMENT SHOWN HEREON THESE PARCELS IS 26,163.00 FEET (1,708.85 RODS).


THE TOTAL AREA OF THE EASEMENT SHOWN HEREON IS 773,173 SQUARE FEET (2,839.9 SQUARE RODS), OR ±17.75 ACRES.


THE TOTAL AREA OF THE TEMPORARY WORKSPACE SHOWN HEREON IS 803,733 SQUARE FEET (2,952.2 SQUARE RODS), OR ±18.45 ACRES.

THE TOTAL AREA OF THE ADDITIONAL TEMPORARY WORKSPACES SHOWN HEREON IS 168,046 SQUARE FEET (617.3 SQUARE RODS), OR ±3.86 ACRES.

**NOTES:**

1. THIS EXHIBIT AND LEGAL DESCRIPTION WERE PREPARED WITHOUT THE BENEFIT OF A TITLE COMMITMENT AND THEREFORE ENCOMPASS ENERGY SERVICES HAS NOT RESEARCHED OR SHOWN ANY OTHER EASEMENTS, RIGHTS-OF-WAY, VARIANCES AND OR AGREEMENTS OF RECORD. ALL OWNERSHIP INFORMATION WAS PROVIDED BY THE CLIENT.
2. THIS EXHIBIT AND LEGAL DESCRIPTION ARE NOT A LAND DIVISION PLAT, OR AN IMPROVEMENT SURVEY PLAT.
3. SEE ATTACHED LEGAL DESCRIPTION WHICH BY THIS REFERENCE IS MADE PART HEREOF.
4. BEARING AND DISTANCES SHOWN ARE GRID VALUES DERIVED FROM GPS OBSERVATIONS IN U.S. SURVEY FEET.






**PLAINS  
ORYX  
PERMIAN**

WATER BUFFALO EASEMENT  
OVERALL EXHIBIT

IN A PART OF SECTIONS 2, 10, 11, 14, 15, 22, 23 & 27, TOWNSHIP 22 SOUTH,  
RANGE 26 EAST, NEW MEXICO P.M., EDDY COUNTY, NEW MEXICO

|   |                          |  |                 |
|---|--------------------------|--|-----------------|
| SCALE: #####  | DRAWN BY: ACP 08/08/2025 | CHECKED BY: TC 08/08/2025  | REV: 0          |
|  |                          | DWG NO.<br>ENCOMPASS ENERGY SERVICES<br>2750 S. WADSWORTH BLVD.<br>SUITE 1229<br>DENVER, CO 80227<br>OFFICE NUMBER: 303-266-4990 | SHEET<br>2 OF 3 |

**PARCEL DESCRIPTION**

A STRIP OF LAND ON PARCELS OF LAND LOCATED IN PARTS OF SECTIONS 2, 10, 11, 14, 15, 22, 23 & 27, TOWNSHIP 22 SOUTH, RANGE 26 EAST OF THE NEW MEXICO PRINCIPAL MERIDIAN, COUNTY OF EDDY, STATE OF NEW MEXICO;

**CENTERLINE DESCRIPTION**

A 30 FEET WIDE STRIP OF LAND, BEING 15 FEET ON EACH SIDE OF THE FOLLOWING DESCRIBED CENTERLINE:

**COMMENCING** AT THE W1/4 CORNER OF SAID SECTION 2 (AS MONUMENTED BY A FOUND COTTON SPINDLE), FROM WHICH THE NW CORNER OF SAID SECTION 2 (AS MONUMENTED BY A FOUND #4 REBAR) BEARS N 01°12'36" E A DISTANCE OF 2,527.24 FEET, FORMING THE **BASIS OF BEARINGS** USED IN THIS DESCRIPTION;

**THENCE**, S 13°47'17" E A DISTANCE OF 1,066.20 FEET TO THE **POINT OF BEGINNING**;

**THENCE**, ALONG SAID CENTERLINE THE FOLLOWING FIFTY-SIX (56) COURSES:

- 1) N 29°37'53" E A DISTANCE OF 38.80 FEET;
- 2) N 60°22'07" W A DISTANCE OF 46.04 FEET;
- 3) S 29°37'53" W A DISTANCE OF 321.09 FEET;
- 4) S 02°54'47" E A DISTANCE OF 247.36 FEET;
- 5) S 29°43'57" E A DISTANCE OF 347.22 FEET;
- 6) S 77°56'16" E A DISTANCE OF 815.51 FEET;
- 7) S 00°04'01" W A DISTANCE OF 728.34 FEET;
- 8) S 44°54'38" W A DISTANCE OF 144.39 FEET;
- 9) S 40°00'19" E A DISTANCE OF 790.29 FEET;
- 10) S 00°06'48" E A DISTANCE OF 1630.59 FEET;
- 11) S 45°00'00" W A DISTANCE OF 23.99 FEET;
- 12) S 00°06'48" E A DISTANCE OF 50.00 FEET;
- 13) S 45°00'00" E A DISTANCE OF 24.09 FEET;
- 14) S 00°06'48" E A DISTANCE OF 139.03 FEET;
- 15) S 08°50'21" E A DISTANCE OF 52.85 FEET;
- 16) S 00°05'56" E A DISTANCE OF 2098.22 FEET;
- 17) S 14°53'12" W A DISTANCE OF 243.43 FEET;
- 18) S 00°02'04" E A DISTANCE OF 306.31 FEET;
- 19) S 89°40'36" W A DISTANCE OF 1508.59 FEET;
- 20) N 42°43'25" W A DISTANCE OF 112.22 FEET;
- 21) S 47°16'35" W A DISTANCE OF 349.28 FEET;
- 22) S 43°01'40" E A DISTANCE OF 583.57 FEET;
- 23) S 00°04'37" E A DISTANCE OF 387.97 FEET;
- 24) S 68°07'38" W A DISTANCE OF 765.51 FEET;
- 25) S 23°52'22" E A DISTANCE OF 195.34 FEET;
- 26) S 08°54'45" W A DISTANCE OF 60.00 FEET;
- 27) S 13°41'56" W A DISTANCE OF 20.99 FEET;
- 28) S 18°11'34" W A DISTANCE OF 108.83 FEET;
- 29) S 10°31'07" E A DISTANCE OF 104.08 FEET;
- 30) S 18°11'34" W A DISTANCE OF 838.39 FEET;
- 31) S 21°13'36" W A DISTANCE OF 42.74 FEET;
- 32) S 27°10'18" W A DISTANCE OF 27.54 FEET;
- 33) S 29°13'00" W A DISTANCE OF 152.08 FEET;
- 34) S 50°28'11" E A DISTANCE OF 355.52 FEET;
- 35) S 51°28'29" E A DISTANCE OF 1252.99 FEET;
- 36) S 22°31'07" E A DISTANCE OF 21.96 FEET;
- 37) S 27°31'11" E A DISTANCE OF 1320.48 FEET;
- 38) S 22°24'45" W A DISTANCE OF 339.32 FEET;
- 39) S 37°39'05" E A DISTANCE OF 40.00 FEET;
- 40) S 56°01'29" E A DISTANCE OF 125.19 FEET;
- 41) S 42°00'03" E A DISTANCE OF 18.75 FEET;
- 42) S 27°56'42" E A DISTANCE OF 84.36 FEET;
- 43) S 27°56'42" E A DISTANCE OF 137.58 FEET;
- 44) S 17°49'31" E A DISTANCE OF 262.67 FEET;
- 45) S 23°05'10" E A DISTANCE OF 160.84 FEET;
- 46) S 29°05'07" E A DISTANCE OF 205.55 FEET;
- 47) S 30°44'57" E A DISTANCE OF 212.04 FEET;
- 48) S 37°13'21" E A DISTANCE OF 150.92 FEET;
- 49) S 02°10'39" W A DISTANCE OF 157.35 FEET;
- 50) S 13°53'26" W A DISTANCE OF 412.86 FEET;
- 51) S 25°50'27" W A DISTANCE OF 3019.49 FEET;
- 52) S 48°22'34" W A DISTANCE OF 1365.48 FEET;
- 53) S 89°30'19" W A DISTANCE OF 1525.25 FEET;
- 54) S 00°05'44" W A DISTANCE OF 2711.71 FEET;
- 55) S 45°00'00" E A DISTANCE OF 907.30 FEET;

56) S 31°27'00" E A DISTANCE OF 273.09 FEET TO THE **POINT OF TERMINUS**, FROM WHICH THE E1/4 CORNER OF SAID SECTION 27 (AS MONUMENTED BY A FOUND GLO BRASS CAP DATED 1943) BEARS N 63°58'22" E A DISTANCE OF 2,107.62 FEET.

THE SIDELINES OF SAID EASEMENT ARE LENGTHENED OR SHORTENED TO MEET AT ANGLE POINTS AND TO TERMINATE PERPENDICULAR TO THE POINTS OF BEGINNING AND TERMINUS.

THE TOTAL LENGTH OF THE ABOVE DESCRIBED CENTERLINE IS 28,163.00 FEET (1,706.85 RODS), CONTAINING AN AREA OF 773,173 SQUARE FEET OR 17.75 ACRES, MORE OR LESS.

**TOGETHER WITH**

A TEMPORARY WORKSPACE AND ADDITIONAL TEMPORARY WORKSPACES FOR CONSTRUCTION PURPOSES AS SHOWN ON THE ACCOMPANYING EXHIBIT AND AS SHOWN IN DETAILS ON THE INDIVIDUAL EXHIBITS FOR EACH PARCEL.

**SURVEYOR'S STATEMENT:**

I, CASEY W. FAIRCLOTH, A NEW MEXICO PROFESSIONAL SURVEYOR, HEREBY STATE THAT THIS LEGAL DESCRIPTION AND ACCOMPANYING EXHIBIT WERE PREPARED FROM AN ACTUAL GROUND SURVEY PERFORMED UNDER MY SUPERVISION, THAT THIS LEGAL DESCRIPTION AND EXHIBIT ARE TRUE AND CORRECT TO THE BEST OF MY KNOWLEDGE, INFORMATION AND BELIEF AND THAT THE FIELD SURVEY ON WHICH IT IS BASED MEET THE MINIMUM STANDARDS FOR SURVEYING IN NEW MEXICO AND THAT THIS LEGAL DESCRIPTION AND EXHIBIT ARE NOT A LAND DIVISION OR SUBDIVISION AS DEFINED IN THE NEW MEXICO SUBDIVISION ACT.



CASEY W. FAIRCLOTH, NM PS #21051  
FOR AND ON BEHALF OF ENCOMPASS ENERGY SERVICES, LLC

**NOTES:**

- 1. THIS LEGAL DESCRIPTION AND EXHIBIT WERE PREPARED WITHOUT THE BENEFIT OF A TITLE COMMITMENT AND THEREFORE ENCOMPASS ENERGY SERVICES HAS NOT RESEARCHED OR SHOWN ANY OTHER EASEMENTS, RIGHTS-OF-WAY, VARIANCES AND OR AGREEMENTS OF RECORD. ALL OWNERSHIP INFORMATION WAS PROVIDED BY THE CLIENT.
- 2. THIS LEGAL DESCRIPTION AND EXHIBIT ARE NOT A LAND DIVISION PLAT, OR AN IMPROVEMENT SURVEY PLAT.
- 3. SEE ATTACHED EXHIBIT WHICH BY THIS REFERENCE IS MADE PART HEREOF.
- 4. BEARING AND DISTANCES SHOWN ARE GRID VALUES DERIVED FROM GPS OBSERVATIONS IN U.S. SURVEY FEET.

|   |                          |  |                              |
|---|--------------------------|--|------------------------------|
| <b>PLAINS<br/>ORyx<br/>PERMIAN</b>  |                          |  |                              |
| <b>WATER BUFFALO EASEMENT<br/>OVERALL EXHIBIT</b>   |                          |  |                              |
| IN A PART OF SECTIONS 2, 10, 11, 14, 15, 22, 23 & 27, TOWNSHIP 22 SOUTH,<br>RANGE 26 EAST, NEW MEXICO P.M., EDDY COUNTY, NEW MEXICO |                          |  |                              |
| SCALE: NONE   | DRAWN BY: AOP 08/08/2025 | CHECKED BY: TC 06/08/2025  | REV: 0                       |
|   |                          | ENCOMPASS ENERGY SERVICES<br>2730 S. WACSWORTH BLVD.<br>SUITE C-202<br>DENVER, CO 80227<br>OFFICE NUMBER: 303-599-6380 | DWG NO.<br><br>67349-OVERALL |
|   |                          |  | SHEET<br>3 OF 3              |

Z:\Shared\Projects\00000 - Oil and Gas Projects\67349 - Plains All American - Water Buffalo\04 - Drawing\04 - Plats\67349-Overall.dwg



**Exhibit "E"**  
**Proposed depth of the Gathering Pipeline**

Oryx Delaware Oil Transport LLC agrees that the proposed Gathering Pipeline shall be constructed so that, following initial construction, there is at least 36" of depth between the surface of the ground and to the top of the Gathering Pipeline.



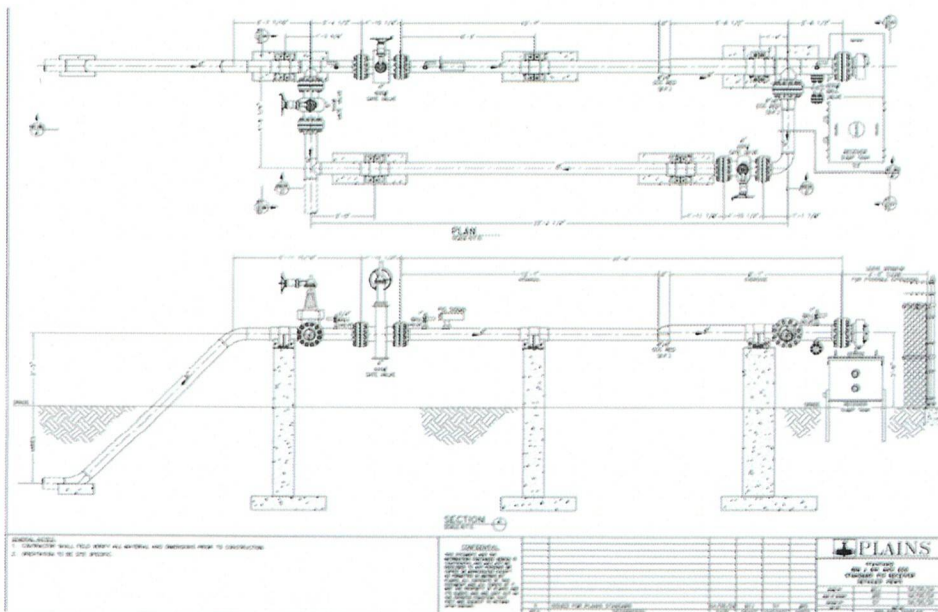
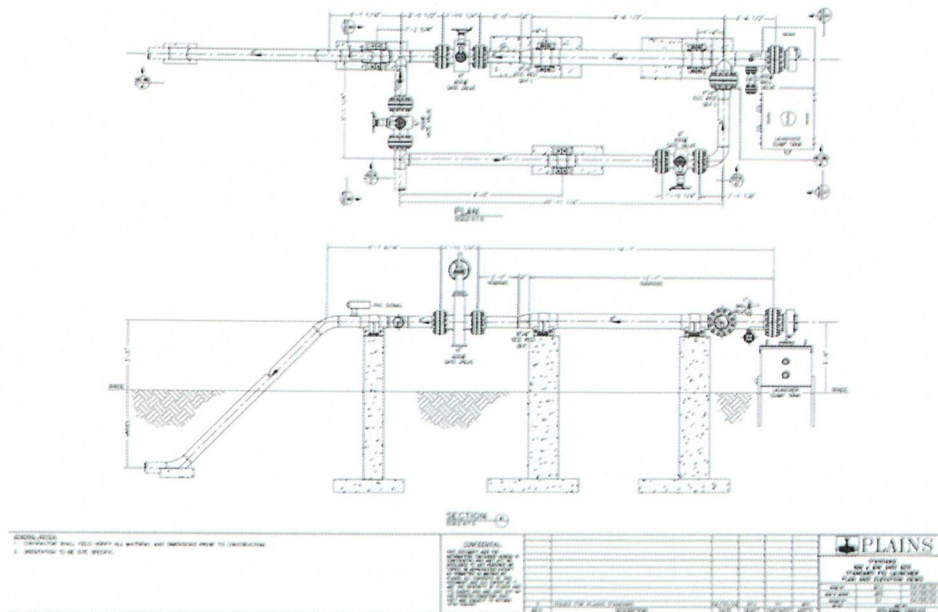
**Exhibit "F"**

**Explanation of operating pressures of the Gathering Pipeline**

Oryx Delaware Oil Transport LLC submits that the proposed Gathering Pipeline will operate at or below 740 PSIG. Oryx Delaware Oil Transport LLC agrees that the proposed Gathering Pipeline will be tested prior to being placed in operation using ADA standard testing and/or in accordance with Code of Federal Regulations (CFR) 195 Subpart E and CFR 192 Subpart J and associated industry standards, API and ASTM. All operations relative to the design, installation, maintenance and operation of the Gathering Pipeline shall conform to the requirements of the applicable ASA codes and associated industry standards of performance.

**Exhibit "G"**  
**Location of compressor, compressor control, or safety devices with explanation of operating characteristic of each**

Oryx Delaware Oil Transport LLC proposes that there will NOT be any compressors on site, however, there will be a pressure relief valve, pressure indicator transmitter and pressure switch located on the LACT unit in Section 2, T22S R26E. Additionally, Oryx will have Pig Traps located at (Standard Launcher: 32.418554°, -104.271778°) & (Standard Receiver: 32.360932°, -104.278663°). Standard examples of the Pig Launcher and Receiver are reflected below.





**Exhibit "H"**  
**Emergency Contact information**

Oryx Delaware Oil Transport LLC submits the following information as an emergency contact.

**Name:** Matt Quesada  
**Title:** District Manager - Operations  
**Telephone Number:** 1-918-805-1681  
**Email:** matt.quesada@plains.com  
**Address:** 115 W London Rd., Loving, NM 88256  
**Emergency Control Center:** 1-800-708-5071



**Exhibit "I"**  
**3<sup>rd</sup> Party Permits**

Oryx Delaware Oil Transport LLC is obtaining the following 3<sup>rd</sup> party permits.

- **NMDOT: W. Lea St.** – Submitted, pending approval
- **Eddy County Road Bore(s)**
  - West Loop Rd. – Submitted, pending approval
  - Hidalgo Rural Rd. – Submitted, pending approval
- **Municipal and Double Eagle Water System Pipeline Crossing(s)**
  - Lea St. Line Crossing – Approved (32.414623; -104.268195)
  - Res 2 Line Crossing – Approved (32.384225; -104.269528)

**City of Carlsbad Notification Form for Municipal and Double Eagle Water System Pipeline Crossings**

Per City Ordinance, this form should be accompanied by a non-refundable filing fee of \$500.00 payable to the City of Carlsbad via certified check or cashier's check.

Company Name & Address \_\_\_\_\_ Oryx Delaware Oil Transport LLC \_\_\_\_\_

Project Name \_\_\_\_\_ Water Buffalo \_\_\_\_\_

Contact Person \_\_\_\_\_ Aaron Jolly \_\_\_\_\_ Phone Number \_\_\_\_\_ 979-571-1007 \_\_\_\_\_

Email Address \_\_\_\_\_ aajolly@klalandservices.com \_\_\_\_\_

Location of Proposed Crossing – (GPS) \_\_\_\_\_ GPS: 32.414623; -104.268195 \_\_\_\_\_

Method of Crossing (Check one):

3 feet vertical separation with casing and vents

10 feet vertical separation without casing with permanent crossing markers installed on either side of crossing

---

**For City of Carlsbad Use Only:**

Crossing plan is \_\_\_\_\_ approved \_\_\_\_\_ not approved

Water Superintendent: \_\_\_\_\_

Comments: \_\_\_\_\_

Inspected by: \_\_\_\_\_ Date: \_\_\_\_\_

CITY OF CARLSBAD  
P. O. BOX 1569  
CARLSBAD, NM 88221

**PIPELINE CROSSING  
APPLICATION  
FOR LICENSE OR PERMIT**

**A separate application shall be required for each proposed crossing.**

**TYPE OF PERMIT/LICENSE REQUESTED**

Pipeline Crossing

|   |                                 |              |  |
|---|---------------------------------|--------------|--|
| Applicant Name:                           | Oryx Delaware Oil Transport LLC | Filing Date: |  |
| If not Corporation, name of local Agent:  |                                 |              |  |
| If Corporation, Name of Registered Agent: | Ryan Savoie                     |              |  |
| Telephone number(s):                      | 713-993-5632                    |              |  |
| Email:                                    | Ryan.Savoie@Plains.com          |              |  |
| Applicant Address:                        | 1106 Griffith Dr                |              |  |
| City, State, Zip Code:                    | Midland, TX 79706               |              |  |

|  |
|--|
| Proposed site (including location of gathering lines, crossings, etc.):<br>32.414623; -104.268195  |
| Name of lease owner:<br>BLM  |
| Accurate description of location (with legal description of all acreage dedicated to well or legal description of easements to be used by pipeline, gps coordinates for crossing location, etc.):<br>GPS: 32.414623; -104.268195 |
| Location with respect to property lines, right-of-way boundaries, and surface contours:  |
| If in City limits, identify location of public notice signs:   |

*Note: Attach all applications and forms submitted to or received from OCD, State Land Office, NMDOT, and BLM, as applicable.*

|  |
|--|
| Detailed explanation of operating pressures of pipelines:  |
| Location and operating characteristics of compressor, compressor control or safety devices:                                    |
| Typed or printed name of Emergency Contract with telephone number(s):<br>Aaron Jolly - 979-571-1007                            |
| Have you attached a current certified financial statement: <input type="checkbox"/> Yes <input checked="" type="checkbox"/> No |

|  |   |
|--|---|
| Signature of authorized agent:  | Date:  |
| Typed or Printed name of authorized agent: Ryan Savoie   |   |

**Permit/License:**

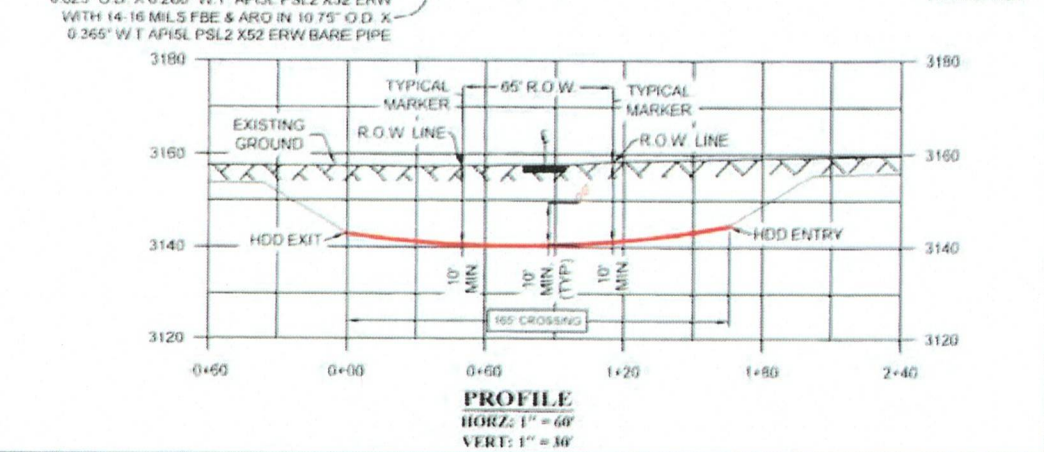
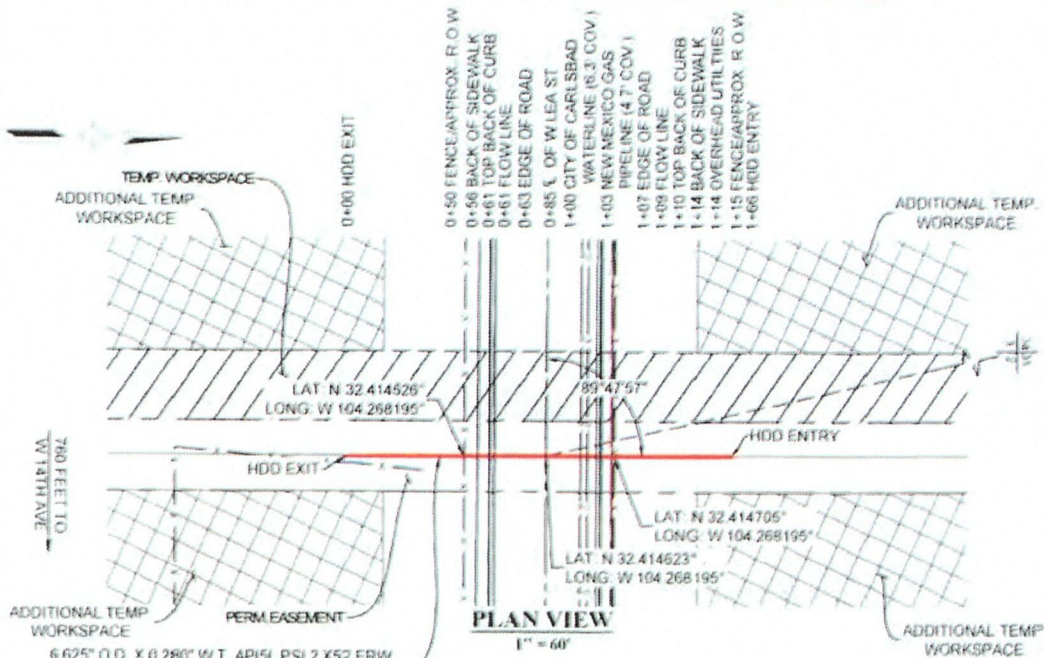
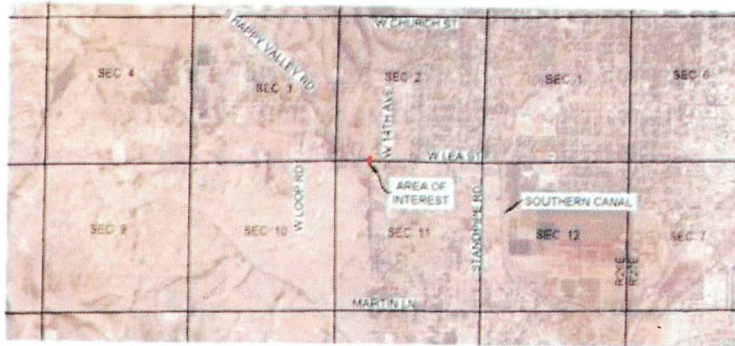
Approval

Date: 3-23-26

\_\_\_\_\_  
Permits Manager

**This Permit incorporates by reference and requires compliance with all applicable City Ordinances and regulations, and all applicable laws, rules, regulations and requirements of the Oil Conservation Commission, the Oil Conservation Division, the State Land Office and the Bureau of Land Management.**

**EDDY COUNTY, NEW MEXICO**  
**W LEA ST**  
**SECTIONS 2 & 11, TOWNSHIP 22 SOUTH, RANGE 26 EAST**  
**VICINITY MAP**  
 1" = 5,000'



Z:\Share\Projects\000000... 08 and Gas Projects\07349 - Plains All American - Water\07349 - Permian\02 - Drawings\04 - W Lea St\04 - 11.2.21.mxd

|            |          |  |                             |     |
|------------|----------|--|-----------------------------|-----|
| D          | 02/05/20 | JCV  | REVISED MATERIAL SPECS      | EES |
| C          | 02/11/20 | JCV  | REVISED PER CLIENT COMMENTS | EES |
| B          | 07/16/25 | EES  | ISSUED FOR PERMIT           | EES |
| A          | 07/16/25 | EES  | ISSUED FOR PERMIT           | EES |
| REV        | DATE     | BY   | DESCRIPTION                 | CHK |
| PROJECT NO |          | 67349  |                             |     |
| encompass  |          | ENCOMPASS SERVICES, LLC<br>14400 ST MARY'S LANE, SUITE 230<br>HOUSTON, TEXAS 77059 |                             |     |

**PLAINS ALL AMERICAN**  
**PERMIAN**

PLAINS ALL AMERICAN  
 W LEA ST  
 PIPELINE CROSSING EXHIBIT  
 EDDY COUNTY, NEW MEXICO

DWG NO  
 67349\_W LEA ST

DRAWN BY: EES  
 DATE: 07/16/25  
 CHECKED BY: EES  
 DATE: 07/16/25  
 APP BY: EES  
 SCALE: 1" = 60'

|                    |                           |
|--------------------|---------------------------|
|                    | SECTION LINE              |
|                    | CENTER OF PIPE            |
|                    | CENTER OF HDD             |
|                    | EASEMENT LIMITS           |
|                    | TEMP WORKSPACE            |
|                    | ADDITIONAL TEMP WORKSPACE |
| SHEET NO<br>1 OF 1 |                           |
| REV<br>D           |                           |

**City of Carlsbad Notification Form for Municipal and Double Eagle Water System Pipeline Crossings**

Per City Ordinance, this form should be accompanied by a non-refundable filing fee of \$500.00 payable to the City of Carlsbad via certified check or cashier's check.

Company Name & Address \_\_\_\_\_ Oryx Delaware Oil Transport LLC \_\_\_\_\_

Project Name \_\_\_\_\_ Water Buffalo \_\_\_\_\_

Contact Person \_\_\_\_\_ Aaron Jolly \_\_\_\_\_ Phone Number \_\_\_\_\_ 979-571-1007 \_\_\_\_\_

Email Address \_\_\_\_\_ aaajolly@kflandservices.com \_\_\_\_\_

Location of Proposed Crossing – (GPS) \_\_\_\_\_ GPS: 32.384225; -104.269528 \_\_\_\_\_

Method of Crossing (Check one):

3 feet vertical separation with casing and vents

10 feet vertical separation without casing with permanent crossing markers installed on either side of crossing

---

**For City of Carlsbad Use Only:**

Crossing plan is \_\_\_\_\_ approved \_\_\_\_\_ not approved

Water Superintendent: \_\_\_\_\_

Comments: \_\_\_\_\_

Inspected by: \_\_\_\_\_ Date: \_\_\_\_\_

CITY OF CARLSBAD  
P. O. BOX 1569  
CARLSBAD, NM 88221

**PIPELINE CROSSING  
APPLICATION  
FOR LICENSE OR PERMIT**

**A separate application shall be required for each proposed crossing.**

**TYPE OF PERMIT/LICENSE REQUESTED**

Pipeline Crossing

|   |                                 |              |
|---|---------------------------------|--------------|
| Applicant Name:                           | Oryx Delaware Oil Transport LLC | Filing Date: |
| If not Corporation, name of local Agent:  |                                 |              |
| If Corporation, Name of Registered Agent: |                                 | Ryan Savoie  |
| Telephone number(s):                      | 713-993-5632                    |              |
| Email:                                    | Ryan.Savoie@Plains.com          |              |
| Applicant Address:                        | 1106 Griffith Dr                |              |
| City, State, Zip Code:                    | Midland, TX 79706               |              |

|  |
|--|
| Proposed site (including location of gathering lines, crossings, etc.):<br>N/A   |
| Name of lease owner: BLM   |
| Accurate description of location (with legal description of all acreage dedicated to well or legal description of easements to be used by pipeline, gps coordinates for crossing location, etc.):<br>GPS: 32.384225; -104.269528 |
| Location with respect to property lines, right-of-way boundaries, and surface contours:<br>See attached Drawing  |
| If in City limits, identify location of public notice signs:<br>N/A  |

*Note: Attach all applications and forms submitted to or received from OCD, State Land Office, NMDOT, and BLM, as applicable.*

|  |
|--|
| Detailed explanation of operating pressures of pipelines:<br>See attached Drawing  |
| Location and operating characteristics of compressor, compressor control or safety devices:<br>N/A                             |
| Typed or printed name of Emergency Contact with telephone number(s):<br>Aaron Jolly - 979-571-1007                             |
| Have you attached a current certified financial statement: <input type="checkbox"/> Yes <input checked="" type="checkbox"/> No |

|  |               |
|--|---------------|
| Signature of authorized agent: <i>Ryan S</i>           | Date: 2/16/26 |
| Typed or Printed name of authorized agent: Ryan Savoie |               |

Permit/License:

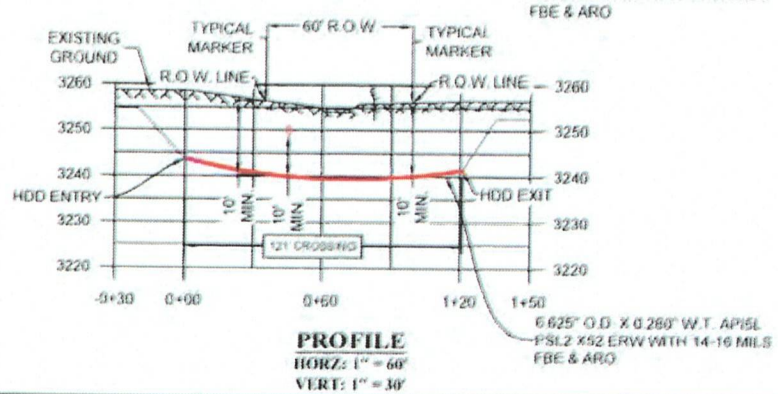
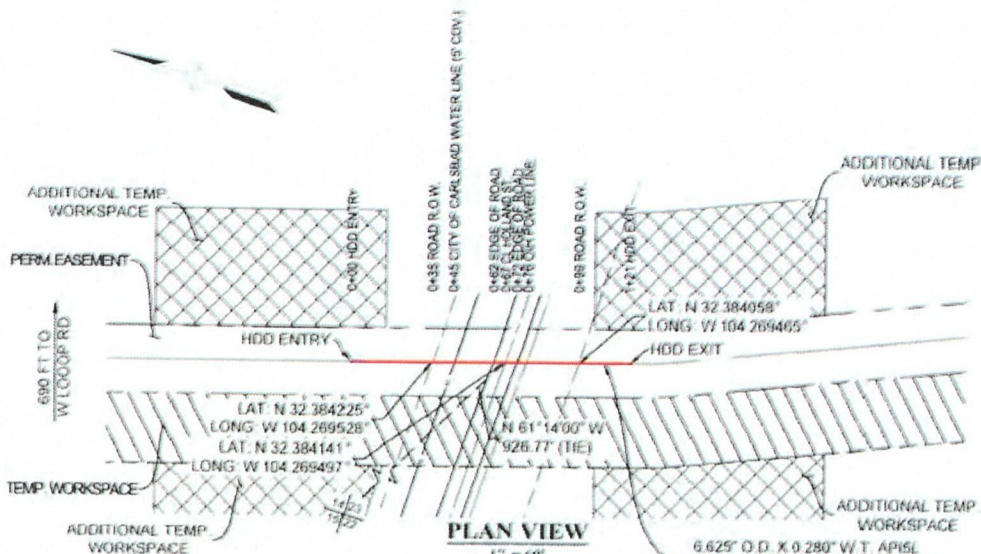
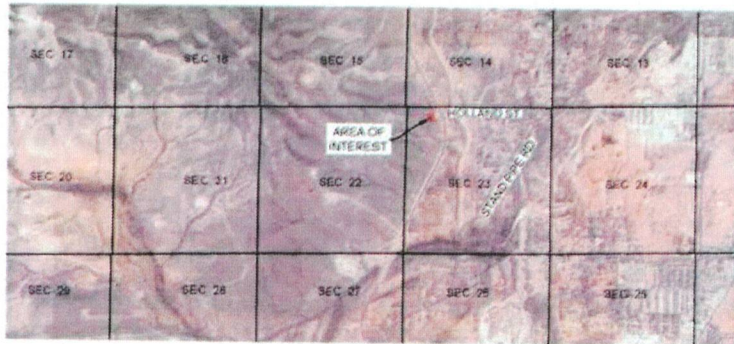
Approval

Date: 3-23-26

\_\_\_\_\_  
Permits Manager

This Permit incorporates by reference and requires compliance with all applicable City Ordinances and regulations, and all applicable laws, rules, regulations and requirements of the Oil Conservation Commission, the Oil Conservation Division, the State Land Office and the Bureau of Land Management.

**EDDY COUNTY, NEW MEXICO**  
**HOLLAND ST.**  
**SECTION 23, TOWNSHIP 22 SOUTH, RANGE 26 EAST**  
**VICINITY MAP**  
 1" = 5,000'



J:\Shared\Projects\000000 - Oil and Gas Projects\02149 - Plains All American - Water Buffalo, OK - Drazzaga\05 - Permits\01 - County Road\0149\_HOLLAND\_ST.dwg, Revised on: Feb 13, 2026 - 11:54am

|  |  |  |  |  |  |
|--|--|--|--|--|--|
| <b>PLAINS ALL AMERICAN PERMIAN</b>   |  |  |  | SECTION LINE<br>CENTER OF PIPE<br>CENTER OF HDD<br>EASEMENT LIMITS |  |
| PLAINS ALL AMERICAN<br>HOLLAND ST.<br>PIPELINE CROSSING EXHIBIT<br>EDDY COUNTY, NEW MEXICO |  |  |  | TEMP WORKSPACE<br>ADDITIONAL TEMP WORKSPACE                        |  |
| PROJECT NO: <b>67349</b>   |  | DRAWN BY: JCV<br>DATE: 02/12/26<br>CHECKED BY: EES |  | SHEET NO: <b>1 OF 1</b><br>REV: <b>A</b>                           |  |
| ENCOMPASS SERVICES, LLC<br>14800 ST. MARY'S LAKE BLVD. 230<br>HOUSTON, TEXAS 77079         |  | APP BY: EES<br>SCALE: 1" = 60'                     |  | DWS: NO<br>67349_HOLLAND ST  |  |

|   |                |
|---|----------------|
| Case:API 1102 - Holland Street - AFE 32810    | Project:[NONE] |
| API 1102 - Pipeline Crossing Highway (Liquid) | Date:2/16/2026 |

| Pipe Description           |                                  |                                  |   |
|----------------------------|----------------------------------|----------------------------------|---|
| Entity: N/A                |                                  |                                  |   |
| Pipe Regulatory Code       | B31.4                            | Fluid Type                       | NA  |
| Pipe Type                  | Pipe Line - API Specification 5L | Fluid Application                | NA  |
| Nominal Pipe Diameter      | 6-5/8 inch                       | Design Factor Multiplier         | NA  |
| Outside Diameter           | 6.625 inch                       | Adjusted Design Factor           | NA  |
| Wall Thickness             | 0.280 inch                       | Joint Type                       | Electric Resistance Welded and Flash Welded |
| Wall Thickness in Analysis | NA                               | Longitudinal Joint Factor        | 1.0   |
| Pipe Grade                 | X52                              | Youngs Modulus of Elasticity     | 30000000.0 psi                              |
| SMYS                       | 52000.0 psi                      | Poisson's Ratio                  | 0.3   |
| Location Class             | 1                                | Coefficient of Thermal Expansion | 0.0000065 1/deg F                           |
| Design Factor              | 0.5                              |                                  |   |

| Operational Parameters |             |                                 |                     |
|------------------------|-------------|---------------------------------|---------------------|
|                        |             | T - Temperature Derating Factor |                     |
| Operating Temperature  | 100.0 deg F | Temperature                     | 250.0 or less deg F |
| Operating Pressure     | 740.00 psi  | Temperature Derating Factor     | 1.000               |

| Installation and Site Characteristics |                         |                                     |              |
|---------------------------------------|-------------------------|-------------------------------------|--------------|
| Soil Characteristics:                 | Loose sands and gravels |                                     |              |
| E' - Modulus of Soil Reaction         | 500.00 psi              | Pipe Depth                          | 10.00 ft     |
| Er - Resilient Modulus                | 10000.00 psi            | Bored Diameter                      | 8.625 inch   |
| Average Unit Weight of Soil           | 120.00 lb/ft3           | Allowable Total Stress Factor       | 0.5          |
| Pavement Type:                        | None                    | Installation Temperature            | 80.0 deg F   |
| Impact Factor Method:                 | ASCE - Highway          | Design Wheel Load from Single Axle  | 12000.00 lbf |
|                                       |                         | Design Wheel Load from Tandem Axles | 10000.00 lbf |

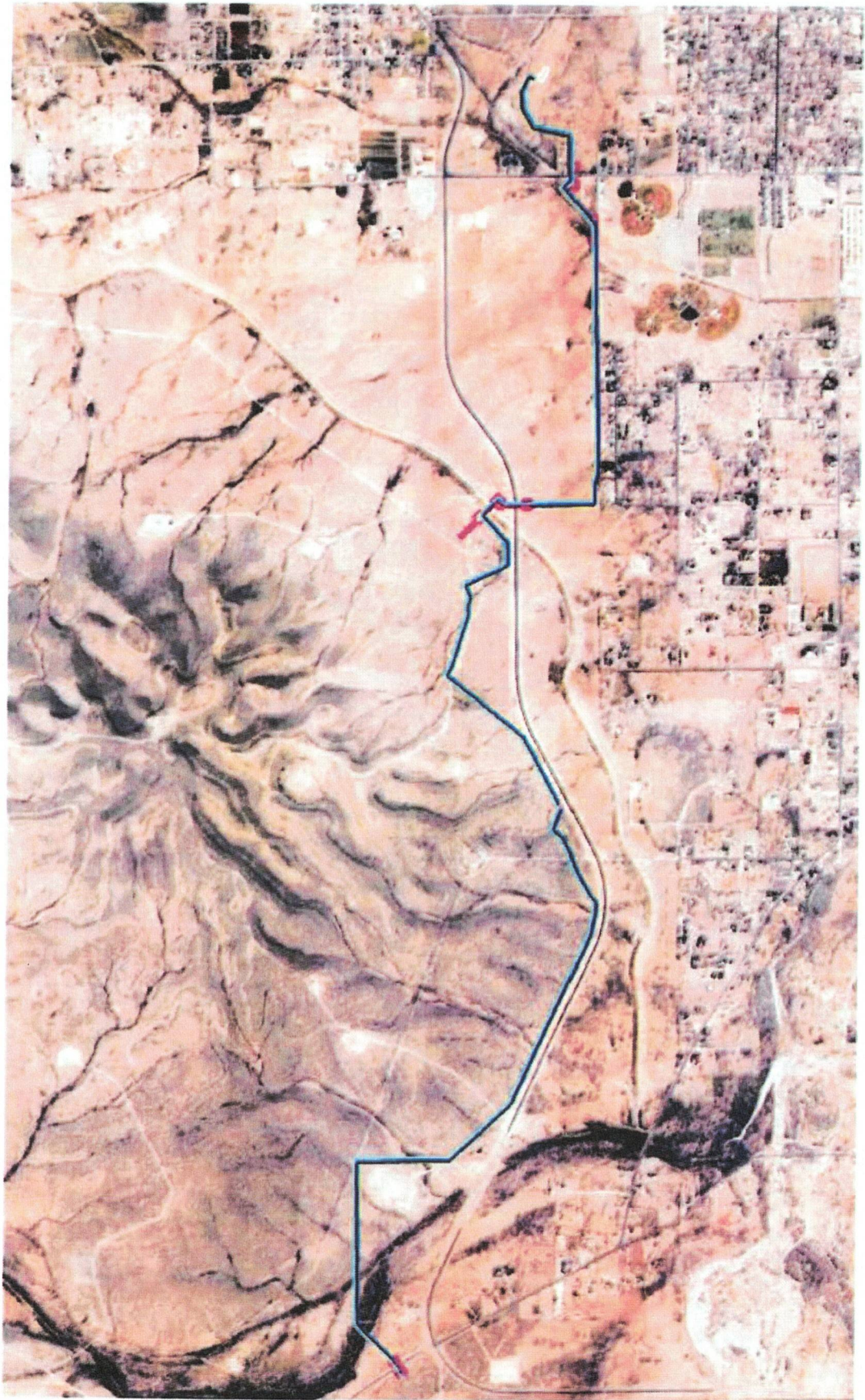
| Stress Check Method           |  |                                      |  |
|-------------------------------|--|--------------------------------------|--|
| API 1102 Procedure            |  | Safety Factor for Effective Stress   |  |
| Safety Factor for Girth Welds |  | Safety Factor for Longitudinal Welds |  |

| Results  |              |   |              |
|--|--------------|---|--------------|
| Hoop Stress  | 8754.47 psi  | Highway Stiffness Factor for Cyclic Longitudinal Stress | 6.6          |
| Allowable Hoop Stress                                      | 26000.00 psi | Highway Geometry Factor for Cyclic Longitudinal Stress  | 1.17         |
| Stiffness Factor for Earth Load Circumferential Stress     | 750          | Cyclic Longitudinal Stress                              | 795.82 psi   |
| Burial Factor for Earth Load Circumferential Stress        | 1.35         | Maximum Circumferential Stress                          | 9543.97 psi  |
| Excavation Factor for Earth Load Circumferential Stress    | 1.4          | Maximum Longitudinal Stress                             | -364.59 psi  |
| Circumferential Stress from Earth Load                     | 647.97 psi   | Maximum Radial Stress Result                            | -740.00 psi  |
| Impact Factor  | 1.35         | Total Effective Stress                                  | 10115.69 psi |
| Critical Case: Tandem Axles                                | 69.4         | Allowable Effective Stress                              | 26000.0 psi  |
| Highway Stiffness Factor for Cyclic Circumferential Stress | 6.9          | Fatigue Resistance of Girth Welds                       | 6000.00 psi  |
| Highway Geometry Factor for Cyclic Circumferential Stress  | 0.72         | Fatigue Resistance of Longitudinal Welds                | 10500.00 psi |
| Cyclic Circumferential Stress                              | 512.00 psi   |   |              |

| Stress           | Calculated psi | Allowable psi | PASS/FAIL |
|------------------|----------------|---------------|-----------|
| Barlow Stress    | 8754.47        | 26000.00      | PASS      |
| Effective Stress | 10115.69       | 26000.00      | PASS      |
| Girth Welds      | 795.82         | 6000.00       | PASS      |
| Long. Welds      | 512.00         | 10500.00      | PASS      |

Notes: Pass

Reference: API RP 1102 "Steel Pipelines Crossing Railroads And Highways"





**Exhibit "J"**  
**Pipe Specs**

Oryx Delaware Oil Transport LLC submits that the proposed Gathering Pipeline will operate under the following pipe specs.

**Line Pipe:** 6.625 x 0.250 | API5L PSL2 | X-52 | ERW | 740; 14-16 mil FBE coating

**Bore Pipe:** 6.625 x 0.280 | API5L PSL2 | X-52 | ERW | 740; 14-16 mil FBE coating + 40 mil ARO coating

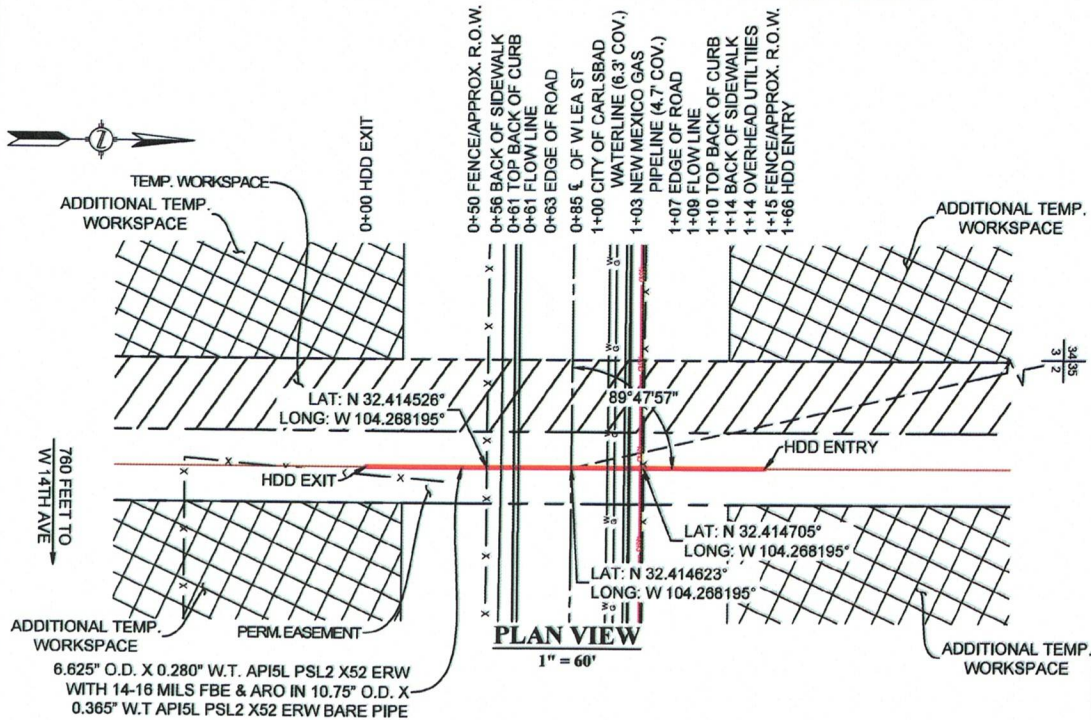
**Bore Casing Pipe:** 10.75 x 0.365 | API5L | X52 | Bare pipe



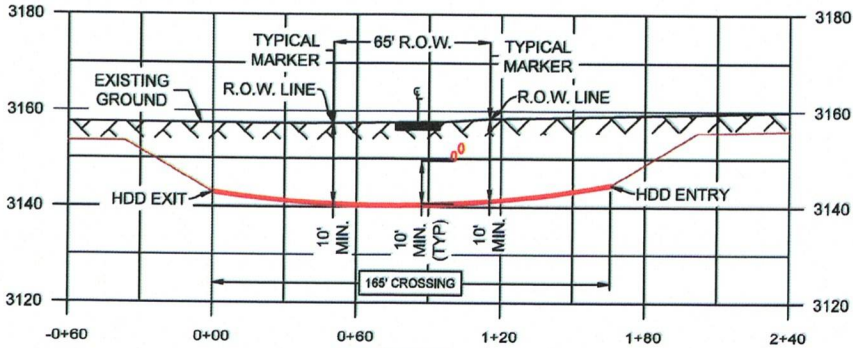
**Exhibit "K"**  
**Bore Profiles**

**EDDY COUNTY, NEW MEXICO**  
**W LEA ST**  
**SECTIONS 2 & 11, TOWNSHIP 22 SOUTH, RANGE 26 EAST**

**VICINITY MAP**  
 1" = 5,000'



6.825" O.D. X 0.280" W.T. API5L PSL2 X52 ERW WITH 14-16 MILS FBE & ARO IN 10.75" O.D. X 0.365" W.T API5L PSL2 X52 ERW BARE PIPE



Z:\Shared\Projects\00000 - Oil and Gas Projects\67349 - Plains All American - Water Buffers\04 - Drawings\05 - Permits\02 - State Highway\67349 - W LEA St.dwg Plotted on: Feb 26, 2026 - 12:57pm

|  |          |     |                             |      |
|--|----------|-----|-----------------------------|------|
| D  | 02/26/26 | JCV | REVISED MATERIAL SPECS      | EES  |
| C  | 02/11/26 | JCV | REVISED PER CLIENT COMMENTS | EES  |
| B  | 07/19/25 | EES | ISSUED FOR PERMIT           | EES  |
| A  | 07/16/25 | EES | ISSUED FOR PERMIT           | EES  |
| REV  | DATE     | BY  | DESCRIPTION                 | CHK. |
| PROJECT NO:  |          |     | 67349                       |      |
| ENCOMPASS SERVICES, LLC<br>14800 ST. MARY'S LANE SUITE 230<br>HOUSTON, TEXAS 77079 |          |     |                             |      |

**PLAINS ALL AMERICAN**  
**W LEA ST**  
**PIPELINE CROSSING EXHIBIT**  
**EDDY COUNTY, NEW MEXICO**

DRAWN BY: EES  
 DATE: 07/16/25  
 CHECKED BY: EES  
 DATE: 07/16/25  
 APP BY: EES  
 SCALE: 1" = 60'

DWG. NO:  
**67349\_W LEA ST**

|                     |                            |
|---------------------|----------------------------|
|                     | SECTION LINE               |
|                     | CENTER OF PIPE             |
|                     | CENTER OF HDD              |
|                     | EASEMENT LIMITS            |
|                     | TEMP. WORKSPACE            |
|                     | ADDITIONAL TEMP. WORKSPACE |
| SHEET NO:<br>1 OF 1 |                            |
| REV:<br>D           |                            |

|   |                |
|---|----------------|
| Case:API 1102 - W Lea Street - AFE 32810      | Project:[NONE] |
| API 1102 - Pipeline Crossing Highway (Liquid) | Date:2/16/2026 |

| Pipe Description:          |                                  |                                  |   |
|----------------------------|----------------------------------|----------------------------------|---|
| Entity: N/A                |                                  |                                  |   |
| Pipe Regulatory Code       | B31.4                            | Fluid Type                       | NA  |
| Pipe Type                  | Pipe Line - API Specification 5L | Fluid Application                | NA  |
| Nominal Pipe Diameter      | 6-5/8 inch                       | Design Factor Multiplier         | NA  |
| Outside Diameter           | 6.625 inch                       | Adjusted Design Factor           | NA  |
| Wall Thickness             | 0.280 inch                       | Joint Type                       | Electric Resistance Welded and Flash Welded |
| Wall Thickness in Analysis | NA                               | Longitudinal Joint Factor        | 1.0   |
| Pipe Grade                 | X52                              | Youngs Modulus of Elasticity     | 30000000.0 psi                              |
| SMYS                       | 52000.0 psi                      | Poisson's Ratio                  | 0.3   |
| Location Class             | 1                                | Coefficient of Thermal Expansion | 0.0000065 1/deg F                           |
| Design Factor              | 0.5                              |                                  |   |

| Operational Parameters: |             | T - Temperature Derating Factor: |                     |
|-------------------------|-------------|----------------------------------|---------------------|
| Operating Temperature   | 100.0 deg F | Temperature                      | 250.0 or less deg F |
| Operating Pressure      | 740.00 psi  | Temperature Derating Factor      | 1.000               |

| Installation and Site Characteristics: |                |                                     |              |
|--|----------------|-------------------------------------|--------------|
| Soil Characteristics:                  |                | Loose sands and gravels             |              |
| E' - Modulus of Soil Reaction          | 500.00 psi     | Pipe Depth                          | 10.00 ft     |
| Er - Resilient Modulus                 | 10000.00 psi   | Bored Diameter                      | 8.625 inch   |
| Average Unit Weight of Soil            | 120.00 lb/ft3  | Allowable Total Stress Factor       | 0.5          |
| Pavement Type:                         | Flexible       | Installation Temperature            | 80.0 deg F   |
| Impact Factor Method:                  | ASCE - Highway | Design Wheel Load from Single Axle  | 12000.00 lbf |
|  |                | Design Wheel Load from Tandem Axles | 10000.00 lbf |

| Stress Check Method:          |  |                                      |  |
|-------------------------------|--|--------------------------------------|--|
| API 1102 Procedure            |  | Safety Factor for Effective Stress   |  |
| Safety Factor for Girth Welds |  | Safety Factor for Longitudinal Welds |  |

| Results  |              |   |              |
|--|--------------|---|--------------|
| Hoop Stress  | 8754.47 psi  | Highway Stiffness Factor for Cyclic Longitudinal Stress | 6.6          |
| Allowable Hoop Stress                                      | 26000.00 psi | Highway Geometry Factor for Cyclic Longitudinal Stress  | 1.17         |
| Stiffness Factor for Earth Load Circumferential Stress     | 750          | Cyclic Longitudinal Stress                              | 723.47 psi   |
| Burial Factor for Earth Load Circumferential Stress        | 1.35         | Maximum Circumferential Stress                          | 9496.97 psi  |
| Excavation Factor for Earth Load Circumferential Stress    | 1.4          | Maximum Longitudinal Stress                             | -466.93 psi  |
| Circumferential Stress from Earth Load                     | 647.97 psi   | Maximum Radial Stress Result                            | -740.00 psi  |
| Impact Factor  | 1.35         | Total Effective Stress                                  | 10103.21 psi |
| Critical Case: Tandem Axles                                | 69.4         | Allowable Effective Stress                              | 26000.0 psi  |
| Highway Stiffness Factor for Cyclic Circumferential Stress | 6.9          | Fatigue Resistance of Girth Welds                       | 6000.00 psi  |
| Highway Geometry Factor for Cyclic Circumferential Stress  | 0.72         | Fatigue Resistance of Longitudinal Welds                | 10500.00 psi |
| Cyclic Circumferential Stress                              | 465.00 psi   |   |              |

| Stress           | Calculated psi | Allowable psi | PASS/FAIL |
|------------------|----------------|---------------|-----------|
| Barlow Stress    | 8754.47        | 26000.00      | PASS      |
| Effective Stress | 10103.21       | 26000.00      | PASS      |
| Girth Welds      | 723.47         | 6000.00       | PASS      |
| Long. Welds      | 465.00         | 10500.00      | PASS      |

Notes: Pass

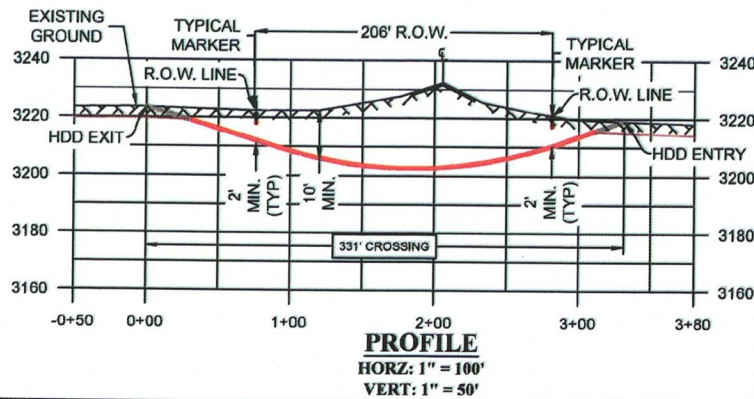
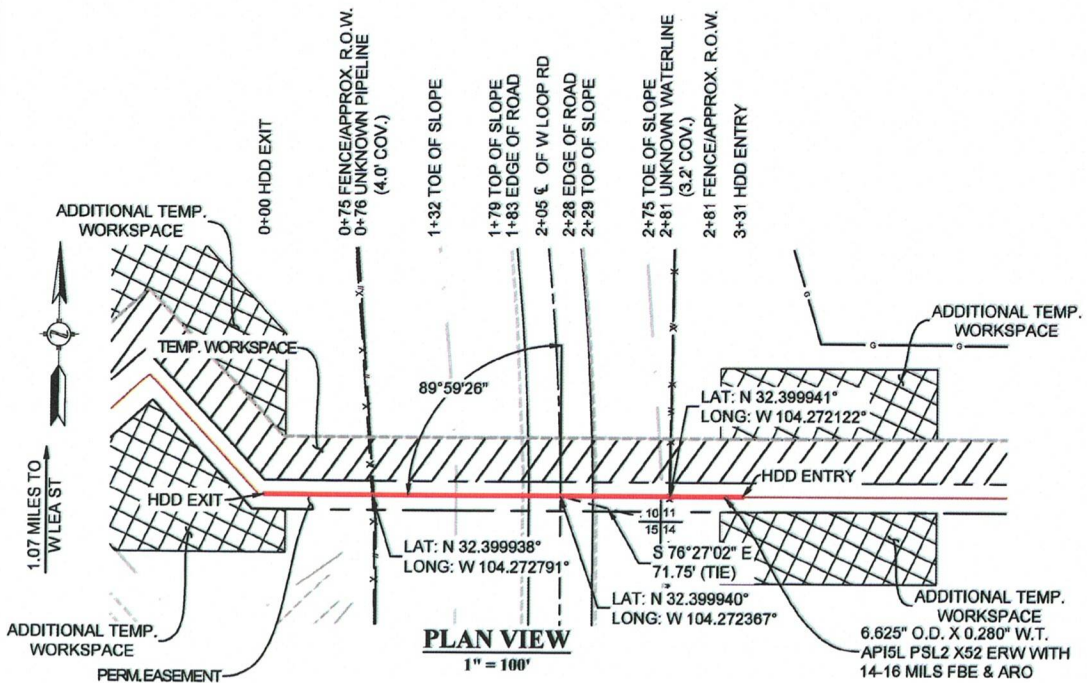
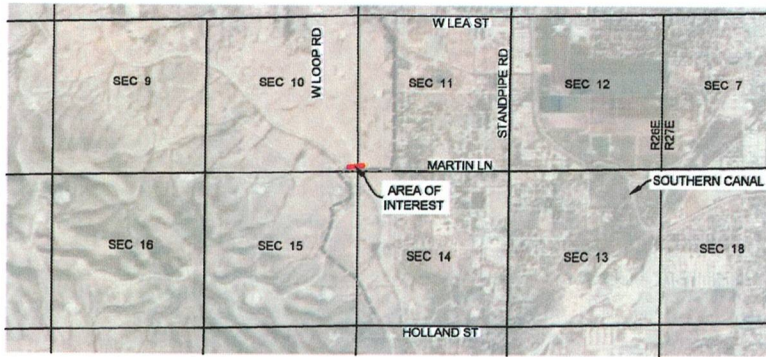
Reference: API RP 1102 "Steel Pipelines Crossing RailRoads And Highways"

 **Warning: Following input(s) falls out of regulation's suggested value for acceptance.**

- Numerical value for Pipe Depth should be between 3.00 ft - 10.00 ft.

**EDDY COUNTY, NEW MEXICO**  
**W LOOP RD**  
**SECTIONS 10 & 11, TOWNSHIP 22 SOUTH, RANGE 26 EAST**

**VICINITY MAP**  
 1" = 5,000'



|  |          |     |                     |      |
|--|----------|-----|---------------------|------|
| REV  | DATE     | BY  | DESCRIPTION         | CHK. |
| C  | 03/25/26 | EES | REVISED PER REROUTE | EES  |
| B  | 07/19/25 | EES | REVISED PER REROUTE | EES  |
| A  | 07/16/26 | EES | ISSUED FOR PERMIT   | EES  |
| PROJECT NO:  | 67349    |     |                     |      |
| ENCOMPASS SERVICES, LLC<br>14800 ST. MARY'S LANE SUITE 230<br>HOUSTON, TEXAS 77079 |          |     |                     |      |

**PLAINS ALL AMERICAN**  
**W LOOP RD**  
**PIPELINE CROSSING EXHIBIT**  
**EDDY COUNTY, NEW MEXICO**

DRAWN BY: EES  
 DATE: 07/16/25  
 CHECKED BY: EES  
 DATE: 07/16/25  
 APP BY: EES  
 SCALE: 1" = 100'

|           |                            |
|-----------|----------------------------|
|           | SECTION LINE               |
|           | CENTER OF PIPE             |
|           | CENTER OF HDD              |
|           | EASEMENT LIMITS            |
|           | TEMP. WORKSPACE            |
|           | ADDITIONAL TEMP. WORKSPACE |
| DWG. NO.  | 67349_W LOOP RD            |
| SHEET NO. | 1 OF 1                     |
| REV.      | C                          |

Z:\Shore\Projects\00000 - Oil and Gas Projects\67349 - Plains All American - Meter Burfield\04 - Drawings\06 - Permits\02 - State Highway\67349\_W LOOP RD.dwg Plotted on: Mar 25, 2026 - 1:20pm

|   |                |
|---|----------------|
| Case:API 1102 - W_Loop_Rd_AFE:32810           | Project:[NONE] |
| API 1102 - Pipeline Crossing Highway (Liquid) | Date:3/25/2026 |

| Pipe Description:          |                                  |                                  |   |
|----------------------------|----------------------------------|----------------------------------|---|
| Entity: N/A                |                                  |                                  |   |
| Pipe Regulatory Code       | B31.4                            | Fluid Type                       | NA  |
| Pipe Type                  | Pipe Line - API Specification 5L | Fluid Application                | NA  |
| Nominal Pipe Diameter      | 6-5/8 inch                       | Design Factor Multiplier         | NA  |
| Outside Diameter           | 6.625 inch                       | Adjusted Design Factor           | NA  |
| Wall Thickness             | 0.280 inch                       | Joint Type                       | Electric Resistance Welded and Flash Welded |
| Wall Thickness in Analysis | NA                               | Longitudinal Joint Factor        | 1.0   |
| Pipe Grade                 | X52                              | Youngs Modulus of Elasticity     | 30000000.0 psi                              |
| SMYS                       | 52000.0 psi                      | Poisson's Ratio                  | 0.3   |
| Location Class             | 1                                | Coefficient of Thermal Expansion | 0.0000065 1/deg F                           |
| Design Factor              | 0.5                              |                                  |   |

| Operational Parameters: |             | T - Temperature Derating Factor: |                     |
|-------------------------|-------------|----------------------------------|---------------------|
| Operating Temperature   | 100.0 deg F | Temperature                      | 250.0 or less deg F |
| Operating Pressure      | 740.00 psi  | Temperature Derating Factor      | 1.000               |

| Installation and Site Characteristics: |   |                                     |              |
|--|---|-------------------------------------|--------------|
| Soil Characteristics:                  | Soft to medium clays and silts with high plasticities |                                     |              |
| E' - Modulus of Soil Reaction          | 200.00 psi  | Pipe Depth                          | 10.00 ft     |
| Er - Resilient Modulus                 | 5000.00 psi   | Bored Diameter                      | 8.625 inch   |
| Average Unit Weight of Soil            | 120.00 lb/ft3   | Allowable Total Stress Factor       | 0.5          |
| Pavement Type:                         | None  | Installation Temperature            | 80.0 deg F   |
| Impact Factor Method:                  | ASCE - Highway  | Design Wheel Load from Single Axle  | 12000.00 lbf |
|  |   | Design Wheel Load from Tandem Axles | 10000.00 lbf |

| Stress Check Method:          |  |                                      |  |
|-------------------------------|--|--------------------------------------|--|
| API 1102 Procedure            |  | Safety Factor for Effective Stress   |  |
| Safety Factor for Girth Welds |  | Safety Factor for Longitudinal Welds |  |

| Results  |              |   |              |
|--|--------------|---|--------------|
| Hoop Stress  | 8754.47 psi  | Highway Stiffness Factor for Cyclic Longitudinal Stress | 9.3          |
| Allowable Hoop Stress                                      | 26000.00 psi | Highway Geometry Factor for Cyclic Longitudinal Stress  | 1.17         |
| Stiffness Factor for Earth Load Circumferential Stress     | 757          | Cyclic Longitudinal Stress                              | 1121.38 psi  |
| Burial Factor for Earth Load Circumferential Stress        | 1.35         | Maximum Circumferential Stress                          | 9602.02 psi  |
| Excavation Factor for Earth Load Circumferential Stress    | 1.4          | Maximum Longitudinal Stress                             | -67.21 psi   |
| Circumferential Stress from Earth Load                     | 654.02 psi   | Maximum Radial Stress Result                            | -740.00 psi  |
| Impact Factor  | 1.35         | Total Effective Stress                                  | 10022.58 psi |
| Critical Case: Tandem Axles                                | 69.4         | Allowable Effective Stress                              | 26000.0 psi  |
| Highway Stiffness Factor for Cyclic Circumferential Stress | 7.6          | Fatigue Resistance of Girth Welds                       | 6000.00 psi  |
| Highway Geometry Factor for Cyclic Circumferential Stress  | 0.72         | Fatigue Resistance of Longitudinal Welds                | 10500.00 psi |
| Cyclic Circumferential Stress                              | 564.00 psi   |   |              |

| Stress           | Calculated psi | Allowable psi | PASS/FAIL |
|------------------|----------------|---------------|-----------|
| Barlow Stress    | 8754.47        | 26000.00      | PASS      |
| Effective Stress | 10022.58       | 26000.00      | PASS      |
| Girth Welds      | 1121.38        | 6000.00       | PASS      |
| Long. Welds      | 564.00         | 10500.00      | PASS      |

Notes: Pass

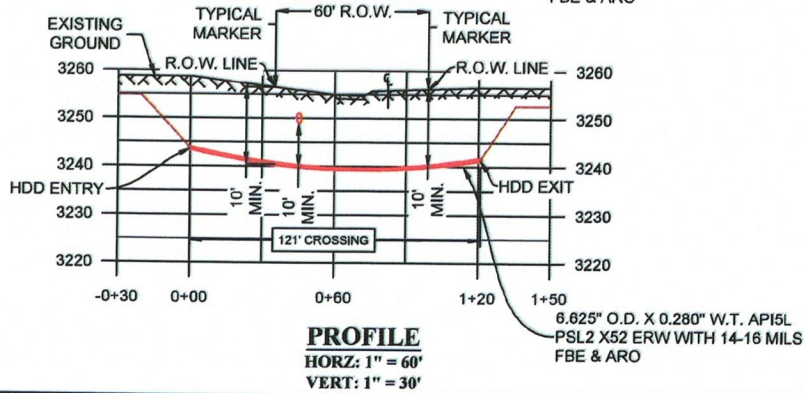
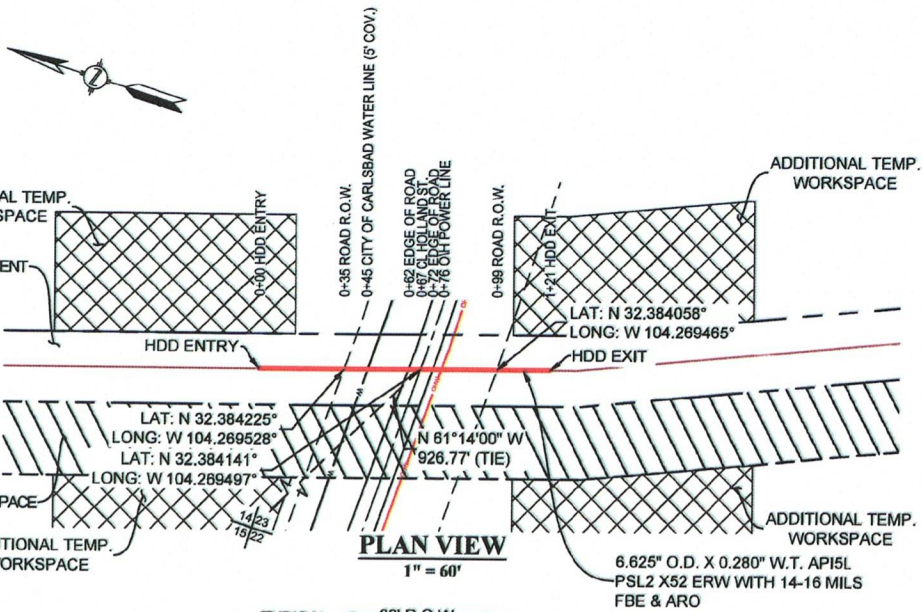
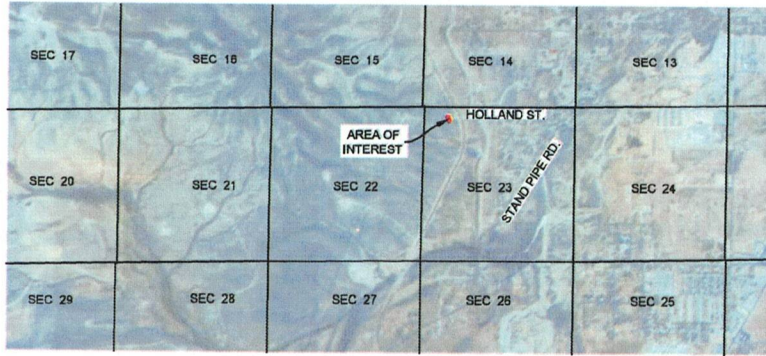
Reference: API RP 1102 "Steel Pipelines Crossing RailRoads And Highways"

 **Warning: Following input(s) falls out of regulation's suggested value for acceptance.**

- Numerical value for Pipe Depth should be between 3.00 ft - 10.00 ft.

**EDDY COUNTY, NEW MEXICO**  
**HOLLAND ST.**  
**SECTION 23, TOWNSHIP 22 SOUTH, RANGE 26 EAST**

**VICINITY MAP**  
 1" = 5,000'



Z:\Shane\Projects\00000 - Oil and Gas Projects\67349 - Plains All American - Meter Buffalo\04 - Drawings\05 - Permits\01 - County Road\67349\_HOLLAND ST.dwg Picked on: Feb 12, 2026 - 11:54am

|                                     |  |   |
|-------------------------------------|--|---|
|                                     |  | SECTION LINE<br>CENTER OF PIPE<br>CENTER OF HDD<br>EASEMENT LIMITS<br>TEMP. WORKSPACE<br>ADDITIONAL TEMP. WORKSPACE |
| PROJECT NO: <b>67349</b><br>        | ENCOMPASS SERVICES, LLC<br>14800 ST. MARY'S LANE SUITE 230<br>HOUSTON, TEXAS 77079 | PLAINS ALL AMERICAN<br>HOLLAND ST.<br>PIPELINE CROSSING EXHIBIT<br>EDDY COUNTY, NEW MEXICO                          |
| REV: A<br>DATE: 02/12/26<br>BY: JCV | ISSUED FOR PERMIT<br>DESCRIPTION:  | DRAWN BY: JCV<br>DATE: 02/12/26<br>CHECKED BY: EES<br>DATE: 02/12/26<br>APP BY: EES<br>SCALE: 1" = 60'              |
| PROJECT NO: <b>67349</b>            |  | DWG. NO.<br><b>67349_HOLLAND ST</b>   |
| SHEET NO.<br>1 OF 1                 |  | REV.<br>A   |

|  |                       |
|--|-----------------------|
| <b>Case:API 1102 - Holland Street - AFE 32810</b>    | <b>Project:[NONE]</b> |
| <b>API 1102 - Pipeline Crossing Highway (Liquid)</b> | <b>Date:2/16/2026</b> |

| Pipe Description:          |                                  |                                  |   |
|----------------------------|----------------------------------|----------------------------------|---|
| Entity: N/A                |                                  |                                  |   |
| Pipe Regulatory Code       | B31.4                            | Fluid Type                       | NA  |
| Pipe Type                  | Pipe Line - API Specification 5L | Fluid Application                | NA  |
| Nominal Pipe Diameter      | 6-5/8 inch                       | Design Factor Multiplier         | NA  |
| Outside Diameter           | 6.625 inch                       | Adjusted Design Factor           | NA  |
| Wall Thickness             | 0.280 inch                       | Joint Type                       | Electric Resistance Welded and Flash Welded |
| Wall Thickness in Analysis | NA                               | Longitudinal Joint Factor        | 1.0   |
| Pipe Grade                 | X52                              | Youngs Modulus of Elasticity     | 30000000.0 psi                              |
| SMYS                       | 52000.0 psi                      | Poisson's Ratio                  | 0.3   |
| Location Class             | 1                                | Coefficient of Thermal Expansion | 0.0000065 1/deg F                           |
| Design Factor              | 0.5                              |                                  |   |

| Operational Parameters: |             | T - Temperature Derating Factor: |                     |
|-------------------------|-------------|----------------------------------|---------------------|
| Operating Temperature   | 100.0 deg F | Temperature                      | 250.0 or less deg F |
| Operating Pressure      | 740.00 psi  | Temperature Derating Factor      | 1.000               |

| Installation and Site Characteristics: |                |                                     |              |
|--|----------------|-------------------------------------|--------------|
| Soil Characteristics:                  |                | Loose sands and gravels             |              |
| E' - Modulus of Soil Reaction          | 500.00 psi     | Pipe Depth                          | 10.00 ft     |
| Er - Resilient Modulus                 | 10000.00 psi   | Bored Diameter                      | 8.625 inch   |
| Average Unit Weight of Soil            | 120.00 lb/ft3  | Allowable Total Stress Factor       | 0.5          |
| Pavement Type:                         | None           | Installation Temperature            | 80.0 deg F   |
| Impact Factor Method:                  | ASCE - Highway | Design Wheel Load from Single Axle  | 12000.00 lbf |
|  |                | Design Wheel Load from Tandem Axles | 10000.00 lbf |

| Stress Check Method:          |  |                                      |  |
|-------------------------------|--|--------------------------------------|--|
| API 1102 Procedure            |  | Safety Factor for Effective Stress   |  |
| Safety Factor for Girth Welds |  | Safety Factor for Longitudinal Welds |  |

| Results  |              |   |              |
|--|--------------|---|--------------|
| Hoop Stress  | 8754.47 psi  | Highway Stiffness Factor for Cyclic Longitudinal Stress | 6.6          |
| Allowable Hoop Stress                                      | 26000.00 psi | Highway Geometry Factor for Cyclic Longitudinal Stress  | 1.17         |
| Stiffness Factor for Earth Load Circumferential Stress     | 750          | Cyclic Longitudinal Stress                              | 795.82 psi   |
| Burial Factor for Earth Load Circumferential Stress        | 1.35         | Maximum Circumferential Stress                          | 9543.97 psi  |
| Excavation Factor for Earth Load Circumferential Stress    | 1.4          | Maximum Longitudinal Stress                             | -394.59 psi  |
| Circumferential Stress from Earth Load                     | 647.97 psi   | Maximum Radial Stress Result                            | -740.00 psi  |
| Impact Factor  | 1.35         | Total Effective Stress                                  | 10115.69 psi |
| Critical Case: Tandem Axles                                | 69.4         | Allowable Effective Stress                              | 26000.0 psi  |
| Highway Stiffness Factor for Cyclic Circumferential Stress | 6.9          | Fatigue Resistance of Girth Welds                       | 6000.00 psi  |
| Highway Geometry Factor for Cyclic Circumferential Stress  | 0.72         | Fatigue Resistance of Longitudinal Welds                | 10500.00 psi |
| Cyclic Circumferential Stress                              | 512.00 psi   |   |              |

| Stress           | Calculated psi | Allowable psi | PASS/FAIL |
|------------------|----------------|---------------|-----------|
| Barlow Stress    | 8754.47        | 26000.00      | PASS      |
| Effective Stress | 10115.69       | 26000.00      | PASS      |
| Girth Welds      | 795.82         | 6000.00       | PASS      |
| Long. Welds      | 512.00         | 10500.00      | PASS      |

**Notes:** Pass

**Reference:** API RP 1102 "Steel Pipelines Crossing RailRoads And Highways"

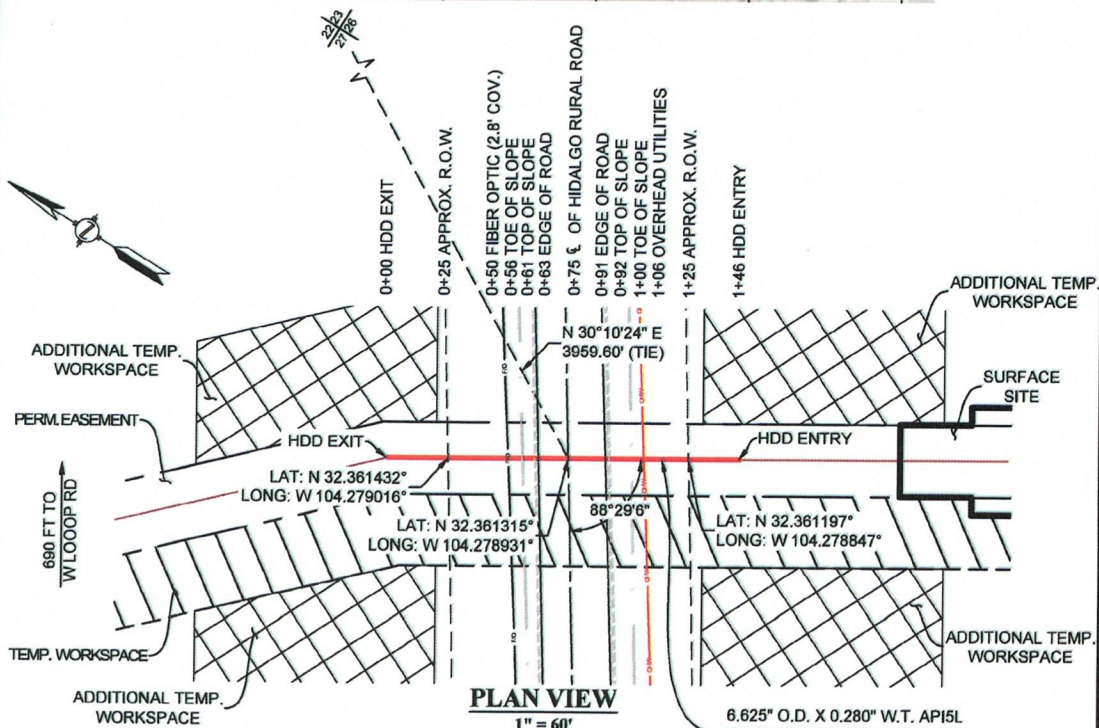
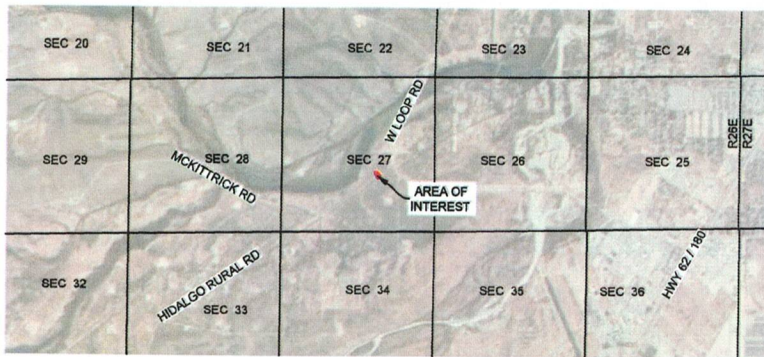
 **Warning: Following input(s) falls out of regulation's suggested value for acceptance.**

- Numerical value for Pipe Depth should be between 3.00 ft - 10.00 ft.

**EDDY COUNTY, NEW MEXICO**  
**HIDALGO RURAL ROAD**  
**SECTION 27, TOWNSHIP 22 SOUTH, RANGE 26 EAST**

**VICINITY MAP**

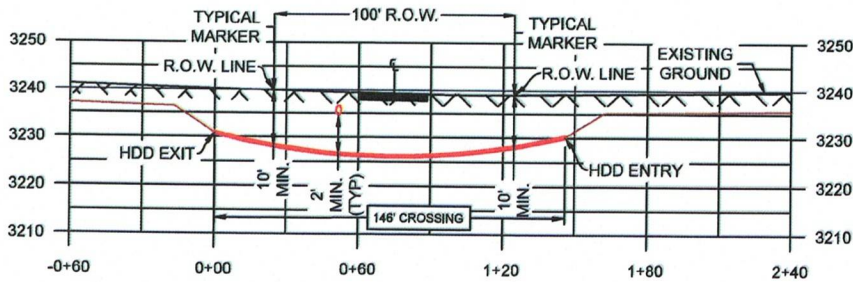
1" = 5,000'



**PLAN VIEW**

1" = 60'

6.625" O.D. X 0.280" W.T. API5L  
 PSL2 X52 ERW WITH 14-16 MILS  
 FBE & ARO



**PROFILE**

HORZ: 1" = 60'

VERT: 1" = 30'

|                         |          |                                 |                                       |      |
|-------------------------|----------|---------------------------------|---------------------------------------|------|
|                         |          |                                 |                                       |      |
| B                       | 07/30/25 | EES                             | ISSUED FOR PERMIT - REVISED MATERIALS | EES  |
| A                       | 07/24/25 | EES                             | ISSUED FOR PERMIT                     | EES  |
| REV                     | DATE     | BY                              | DESCRIPTION                           | CHK. |
| PROJECT NO:             |          | 67349                           |                                       |      |
| ENCOMPASS SERVICES, LLC |          | 14800 ST. MARY'S LANE SUITE 230 |                                       |      |
| HOUSTON, TEXAS 77079    |          |                                 |                                       |      |

**PLAINS ALL AMERICAN**  
**HIDALGO RURAL ROAD**  
**PIPELINE CROSSING EXHIBIT**  
**EDDY COUNTY, NEW MEXICO**

DRAWN BY: EES  
 DATE: 07/23/25  
 CHECKED BY: EES  
 DATE: 07/24/25  
 APP BY: EES  
 SCALE: 1" = 60'

DWG. NO.  
 67349\_HIDALGO RURAL RD

- SECTION LINE
- CENTER OF PIPE
- CENTER OF HDD
- EASEMENT LIMITS
- TEMP. WORKSPACE
- ADDITIONAL TEMP. WORKSPACE

SHEET NO.  
 1 OF 1

REV.  
 B

\\Encorp\Drawn\exhibits\Shirley\Projects\00000 - Oil and Gas\Projects\67349 - Plains All American - Water Buffalo\04 - Drawings\05 - Permits\01 - County Road\67349\_HIDALGO\_RURAL\_RD.dwg Plotted on: Jul 29, 2025 - 4:30pm

|  |                       |
|--|-----------------------|
| <b>Case:API 1102 - Water Buffalo AFE 32810</b>       | <b>Project:[NONE]</b> |
| <b>API 1102 - Pipeline Crossing Highway (Liquid)</b> | <b>Date:9/23/2025</b> |

|                            |                                  |                                  |   |
|----------------------------|----------------------------------|----------------------------------|---|
| <b>Pipe Description:</b>   |                                  |                                  |   |
| Entity: N/A                |                                  |                                  |   |
| Pipe Regulatory Code       | B31.4                            | Fluid Type                       | NA  |
| Pipe Type                  | Pipe Line - API Specification 5L | Fluid Application                | NA  |
| Nominal Pipe Diameter      | 6-5/8 inch                       | Design Factor Multiplier         | NA  |
| Outside Diameter           | 6.625 inch                       | Adjusted Design Factor           | NA  |
| Wall Thickness             | 0.280 inch                       | Joint Type                       | Electric Resistance Welded and Flash Welded |
| Wall Thickness in Analysis | NA                               | Longitudinal Joint Factor        | 1.0   |
| Pipe Grade                 | X52                              | Youngs Modulus of Elasticity     | 30000000.0 psi                              |
| SMYS                       | 52000.0 psi                      | Poisson's Ratio                  | 0.3   |
| Location Class             | 1                                | Coefficient of Thermal Expansion | 0.0000065 1/deg F                           |
| Design Factor              | 0.5                              |                                  |   |

|                                |             |   |                     |
|--------------------------------|-------------|---|---------------------|
| <b>Operational Parameters:</b> |             | <b>T - Temperature Derating Factor:</b> |                     |
| Operating Temperature          | 125.0 deg F | Temperature                             | 250.0 or less deg F |
| Operating Pressure             | 740.00 psi  | Temperature Derating Factor             | 1.000               |

|   |                |                                     |              |
|---|----------------|-------------------------------------|--------------|
| <b>Installation and Site Characteristics:</b> |                |                                     |              |
| <b>Soil Characteristics:</b>                  |                | Loose sands and gravels             |              |
| E' - Modulus of Soil Reaction                 | 500.00 psi     | Pipe Depth                          | 10.00 ft     |
| Er - Resilient Modulus                        | 10000.00 psi   | Bored Diameter                      | 8.625 inch   |
| Average Unit Weight of Soil                   | 120.00 lb/ft3  | Allowable Total Stress Factor       | 0.5          |
| Pavement Type:                                | None           | Installation Temperature            | 95.0 deg F   |
| Impact Factor Method:                         | ASCE - Highway | Design Wheel Load from Single Axle  | 12000.00 lbf |
|   |                | Design Wheel Load from Tandem Axles | 10000.00 lbf |

|                               |  |                                      |  |
|-------------------------------|--|--------------------------------------|--|
| <b>Stress Check Method:</b>   |  |                                      |  |
| API 1102 Procedure            |  | Safety Factor for Effective Stress   |  |
| Safety Factor for Girth Welds |  | Safety Factor for Longitudinal Welds |  |

|  |              |   |              |
|--|--------------|---|--------------|
| <b>Results</b>   |              |   |              |
| Hoop Stress  | 8754.47 psi  | Highway Stiffness Factor for Cyclic Longitudinal Stress | 6.6          |
| Allowable Hoop Stress                                      | 26000.00 psi | Highway Geometry Factor for Cyclic Longitudinal Stress  | 1.17         |
| Stiffness Factor for Earth Load Circumferential Stress     | 750          | Cyclic Longitudinal Stress                              | 795.82 psi   |
| Burial Factor for Earth Load Circumferential Stress        | 1.35         | Maximum Circumferential Stress                          | 9543.97 psi  |
| Excavation Factor for Earth Load Circumferential Stress    | 1.4          | Maximum Longitudinal Stress                             | -2344.59 psi |
| Circumferential Stress from Earth Load                     | 647.97 psi   | Maximum Radial Stress Result                            | -740.00 psi  |
| Impact Factor  | 1.35         | Total Effective Stress                                  | 11173.02 psi |
| Critical Case: Tandem Axles                                | 69.4         | Allowable Effective Stress                              | 26000.0 psi  |
| Highway Stiffness Factor for Cyclic Circumferential Stress | 6.9          | Fatigue Resistance of Girth Welds                       | 6000.00 psi  |
| Highway Geometry Factor for Cyclic Circumferential Stress  | 0.72         | Fatigue Resistance of Longitudinal Welds                | 10500.00 psi |
| Cyclic Circumferential Stress                              | 512.00 psi   |   |              |

| Stress           | Calculated psi | Allowable psi | PASS/FAIL |
|------------------|----------------|---------------|-----------|
| Barlow Stress    | 8754.47        | 26000.00      | PASS      |
| Effective Stress | 11173.02       | 26000.00      | PASS      |
| Girth Welds      | 795.82         | 6000.00       | PASS      |
| Long. Welds      | 512.00         | 10500.00      | PASS      |

**Notes:**

**Reference:** API RP 1102 "Steel Pipelines Crossing RailRoads And Highways"

**⚠ Warning: Following input(s) falls out of regulation's suggested value for acceptance.**

- Numerical value for Pipe Depth should be between 3.00 ft - 10.00 ft.



**Exhibit "L"**

**Encroachment Permit Application Form**

**\*Submitted & Paid via City of Carlsbad Portal - Permit Number: ENCR-2026-0061\***



APPLICATION FEE: \$10   x   (paid)

**ENCROACHMENT PERMIT APPLICATION**

**APPLICANT'S INFORMATION**

1) Check one only:

- Contractor  Agent  Architect
- Engineer  Surveyor  Other: \_\_\_\_\_

2) Applicant's Name & Address (Required):

**Derek James - Authorized Agent on behalf of  
Oryx Delaware Oil Transport LLC  
11900 N MacArthur Blvd., Ste. C1, OKC, OK 73162**

3) Applicant's Phone # (Daytime) & E-mail:

Phone:  Work  Cell **405-388-0670**  
E-mail: **derek.james@jamesdavisland.com**

4) City Business Registration # (Required, if Contractor):  
**NA**

**5) CONTRACTOR'S INFORMATION**

Contractor's Name & Address (if different from applicant):  
**Harmac Energy Services, LLC  
Jacob Hutchins  
8123 Hwy 7 E  
Joaquin, Tx 75954**

6) Contractor's State License #:  
**396819**

7) Contractor's Phone # (Cell--Must be 24-hour):  
**936-707-0725 - Jacob Hutchins**

8) Contractor's City Business Registration #:  
**Pending - submitted to city**

**9) OWNER'S INFORMATION**

Owner's Full Name & Address (Required):  
**Oryx Delaware Oil Transport, LLC  
PO BOX 53240, Midland, TX 79710**

10) Owner's Phone # (Daytime) & E-mail:  
Phone:  Work  Cell **1-918-805-1681**  
E-mail: **matt.quesada@plains.com**

**11) LOCATION OF PROPOSED WORK**

Street Address: See Exhibits "B", "C" & "D" attached hereto  
Nearest cross street: ~2,100' East of W Loop Rd. & W Lea St.

**12) TYPE OF ENCROACHMENT**

Check All that Apply:

- Excavation  UG Utility  Water/Sewer  Roadway
- Driveway  Sidewalk  Retaining Wall  Drainage
- Curb & Gutter  Landscape  Street Light  Cable

**13) DESCRIPTION OF WORK**

Description: Installation of a six-inch (6") oil gathering pipeline

Estimated Cost \$ \_\_\_\_\_

Check  2 Sets of project plans must be submitted.

**14) AS-BUILT GPS COORDINATES**

(LATITUDE/LONGITUDE IN NAD 27)

BOP **32.418914°; -104.271194°**

EOP **32.360887°; -104.278614°**

**15) WORKING DATES PROPOSED**

Start Date 04 / 03 / 20 26 Completion 09 / 30 / 20 26

**16) DETOUR / TRAFFIC CONTROL PLAN**

A traffic control plan (TCP) is required if any lanes of traffic will be closed or impeded during construction. Check  only if 3 sets of TCP attached to application. **NA**

**17) INSURANCE / WORKER'S COMPENSATION**

Insurance Certificate must be attached for any work over \$500 in value.

- General Liability  Automobile  GL Endorsement
- Waiver of Subrogation

Attached:  Worker's Comp Certificate  
**OR**  Worker's Comp. Waiver Form

**18) APPLICANT'S SIGNATURE:**

I understand that submission of this application does not imply or guarantee the City's approval for the work proposed.

X *Derek James*

Date: 03 / 27 / 20 26

**19) CONDITIONS: All work to be done in accordance with the City of Carlsbad Infrastructure Specifications and the NM Standards Specifications for Public Works Construction, latest edition. In addition, any work within U.S., State, or NMDOT Right-of-Way must be done in accordance with the Standards Specifications for Highway and Bridge Construction.**

**20) RECOMMENDATIONS:**

**Public Works:** \_\_\_\_\_  
\_\_\_\_\_  
\_\_\_\_\_

**Utilities:** \_\_\_\_\_  
\_\_\_\_\_  
\_\_\_\_\_

**PER:** \_\_\_\_\_  
\_\_\_\_\_  
\_\_\_\_\_

**This Encroachment Permit is hereby approved:**

**Public Works:** \_\_\_\_\_

**Utilities:** \_\_\_\_\_

**PER:** \_\_\_\_\_



**Exhibit "M"**  
**Permit – Wellhead Protection Area**

**CITY OF CARLSBAD**

**PERMIT**

Carlsbad Code of Ordinances,  
Chapter 34 Oil & Gas Wells & Pipelines  
Chapter 52 Article IV: Wellhead & Water Facilities Protection

**ACTIVITY PERMITTED**

In City Limits:  Yes  No  
In Wellhead Protection Area:  Yes  No  
 Sheep Draw WHPA  Double Eagle WHPA

- |  |  |
|--|--|
| <input type="checkbox"/> Drill Well                              | <input type="checkbox"/> Re-enter / Deepen Existing Well |
| <input checked="" type="checkbox"/> Construct / Operate Pipeline |  |
| <input type="checkbox"/> Repressurizing Facility                 | <input type="checkbox"/> Injection Facility              |
| <input type="checkbox"/> Water                                   | <input type="checkbox"/> Water                           |
| <input type="checkbox"/> Gas                                     | <input type="checkbox"/> Gas                             |

**CONTACT INFORMATION**

|                      | <b>Permittee</b>                   | <b>Registered Agent</b>            | <b>Emergency Contact</b>           |
|----------------------|------------------------------------|------------------------------------|------------------------------------|
| <b>Name</b>          | Oryx Delaware Oil Transport LLC    | Matt Quesada                       | Matt Quesada                       |
| <b>Address</b>       | 115 W London Rd., Loving, NM 88256 | 115 W London Rd., Loving, NM 88256 | 115 W London Rd., Loving, NM 88256 |
| <b>Telephone No.</b> | 405-388-0670                       | 918-805-1681                       | 1-800-708-5071                     |
| <b>Email Address</b> | derek.james@jamesdavisland.com     | matt.quesada@plains.com            | NA                                 |
| <b>Fax No.</b>       | NA                                 | NA                                 | NA                                 |

**TOOL PUSHER and OPERATOR REPRESENTATIVE (Drilling Permits Only)**

|                     | <b>Tool Pusher</b> | <b>Operator Representative</b> |
|---------------------|--------------------|--------------------------------|
| <b>Name</b>         | NA                 | NA                             |
| <b>Phone Number</b> | NA                 | NA                             |

Every application for a permit to drill, reenter, deepen a well, install a water or gas repressurizing or injection facility, or construct a pipeline shall be accompanied by an inspection fee of \$ 5,000. In the event a permit is approved, a second inspection fee in an amount as shall be set by Council, but shall be no less than \$ 5,000 shall be paid to the City. These inspection fees shall be used to pay all fees and costs incurred by or on behalf of the City to assure compliance with the requirements of Chapters 34 and 52 of the City's Code of Ordinances. If the fees or costs incurred by or on behalf of the City are greater than the inspection fees paid by the Permittee, the Permittee shall pay the city the additional amount requested within 30 days of the City's request for the additional amount.

**CONTACT INFORMATION for City invoicing or billing purposes**

|                              | <b>Permittee contact for invoicing</b> |
|------------------------------|--|
| <b>Name</b>                  | Derek James                            |
| <b>Mailing Address</b>       | 11900 N. MacArthur Blvd., Ste. C1      |
| <b>City, State, Zip Code</b> | Oklahoma City, OK 73162                |
| <b>Telephone Number</b>      | 405-388-0670                           |
| <b>Email Address</b>         | derek.james@jamesdavisland.com         |
| <b>Fax Number</b>            |  |


**LOCATION OF PERMITTED ACTIVITY**

See Attached Exhibit "A".

Name of Well or Facility: Permian Resources Operating, LLC - Water Buffalo Location

API Number: NA

|   |                       |                       |
|---|-----------------------|-----------------------|
| Ground elevation at well site: NA   |                       |                       |
|   |                       |                       |
| Proposed depth of well<br>or pipeline: NA   | Vertical Depth:<br>NA | Measured Depth:<br>NA |
| Surface Hole Location: (gps coordinates)<br>Permian Resources Operating, LLC - Water Buffalo Location - Section 2-22S-26E   |                       |                       |
| Bottom Hole Location: (gps coordinates) NA  |                       |                       |
| Water Source and Location: (gps coordinates) NA   |                       |                       |
| Detailed explanation of operating pressures of pipelines and facilities:<br><br>See Exhibit "F" attached hereto   |                       |                       |
| Location and operating characteristics of compressor, compressor control or safety devices:<br><br>Oryx Delaware Oil Transport LLC proposes that there will NOT be any compressors on site, however, there will be a pressure relief valve, pressure indicator transmitter and pressure switch located on the LACT unit in Section 2, T22S R26E. Additionally, Oryx will have Pig Traps located at (Standard Launcher: 32.418554°, -104.271778°) & (Standard Receiver: 32.360932°, -104.278663°). Standard examples of the Pig Launcher and Receiver are reflected below. See Exhibit "G" attached hereto |                       |                       |
| If in City limits, identify location of public notice signs:<br><br>Not Applicable - gathering line only. No installation of water or gas repressurizing or injection facility contemplated with this permit application.   |                       |                       |

|  |               |
|--|---------------|
| Signature of authorized agent:  | Date: 3/27/26 |
| Printed name of authorized agent: Derek James  |               |



**Exhibit "N"**  
**Certificate of Insurance**



# CERTIFICATE OF LIABILITY INSURANCE

DATE(MM/DD/YYYY)  
02/20/2026

THIS CERTIFICATE IS ISSUED AS A MATTER OF INFORMATION ONLY AND CONFERS NO RIGHTS UPON THE CERTIFICATE HOLDER. THIS CERTIFICATE DOES NOT AFFIRMATIVELY OR NEGATIVELY AMEND, EXTEND OR ALTER THE COVERAGE AFFORDED BY THE POLICIES BELOW. THIS CERTIFICATE OF INSURANCE DOES NOT CONSTITUTE A CONTRACT BETWEEN THE ISSUING INSURER(S), AUTHORIZED REPRESENTATIVE OR PRODUCER, AND THE CERTIFICATE HOLDER.

IMPORTANT: If the certificate holder is an ADDITIONAL INSURED, the policy(ies) must have ADDITIONAL INSURED provisions or be endorsed. If SUBROGATION IS WAIVED, subject to the terms and conditions of the policy, certain policies may require an endorsement. A statement on this certificate does not confer rights to the certificate holder in lieu of such endorsement(s).

|   |  |  |
|---|--|--|
| <b>PRODUCER</b><br>Aon Risk Services Southwest, Inc.<br>Houston TX Office<br>1300 Post Oak Blvd., Suite 1400<br>Houston TX 77056 USA      | <b>CONTACT NAME:</b><br>PHONE (A/C. No. Ext): (866) 283-7122      FAX (A/C. No.): (800) 363-0105 |  |
|   | <b>E-MAIL ADDRESS:</b>   |  |
| <b>INSURED</b><br>Plains Oryx Permian Basin LLC<br>Oryx Delaware Oil Transport LLC<br>333 Clay Street, Suite 1600<br>Houston TX 77002 USA | <b>INSURER(S) AFFORDING COVERAGE</b>   |  |
|   | <b>INSURER A:</b> Old Republic Insurance Company <b>NAIC #</b> 24147                             |  |
|   | <b>INSURER B:</b>  |  |
|   | <b>INSURER C:</b>  |  |
|   | <b>INSURER D:</b>  |  |
|   | <b>INSURER E:</b>  |  |

Holder Identifier :

**COVERAGES**      **CERTIFICATE NUMBER:** 570118029765      **REVISION NUMBER:**

THIS IS TO CERTIFY THAT THE POLICIES OF INSURANCE LISTED BELOW HAVE BEEN ISSUED TO THE INSURED NAMED ABOVE FOR THE POLICY PERIOD INDICATED. NOTWITHSTANDING ANY REQUIREMENT, TERM OR CONDITION OF ANY CONTRACT OR OTHER DOCUMENT WITH RESPECT TO WHICH THIS CERTIFICATE MAY BE ISSUED OR MAY PERTAIN, THE INSURANCE AFFORDED BY THE POLICIES DESCRIBED HEREIN IS SUBJECT TO ALL THE TERMS, EXCLUSIONS AND CONDITIONS OF SUCH POLICIES. LIMITS SHOWN MAY HAVE BEEN REDUCED BY PAID CLAIMS.

| INSR LTR | TYPE OF INSURANCE  | ADDL INSD | SUBR WVD | POLICY NUMBER   | POLICY EFF (MM/DD/YYYY) | POLICY EXP (MM/DD/YYYY) | Limits shown are as requested             |              |
|----------|--|-----------|----------|---|-------------------------|-------------------------|---|--------------|
|          |  |           |          |   |                         |                         | LIMITS                                    |              |
| A        | <b>COMMERCIAL GENERAL LIABILITY</b><br><input type="checkbox"/> CLAIMS-MADE <input checked="" type="checkbox"/> OCCUR<br><br>GEN'L AGGREGATE LIMIT APPLIES PER:<br><input checked="" type="checkbox"/> POLICY <input type="checkbox"/> PRO-JECT <input type="checkbox"/> LOC<br>OTHER: |           |          | MWZY31886525<br>SIR applies per policy terms & conditions | 11/01/2025              | 11/01/2026              | EACH OCCURRENCE                           | \$15,000,000 |
|          |  |           |          |   |                         |                         | DAMAGE TO RENTED PREMISES (Ea occurrence) | \$500,000    |
|          |  |           |          |   |                         |                         | MED EXP (Any one person)                  | \$5,000      |
|          |  |           |          |   |                         |                         | PERSONAL & ADV INJURY                     | \$15,000,000 |
|          |  |           |          |   |                         |                         | GENERAL AGGREGATE                         | \$15,000,000 |
|          |  |           |          |   |                         |                         | PRODUCTS - COMP/OP AGG                    | \$15,000,000 |
|          | <b>AUTOMOBILE LIABILITY</b><br><br><input type="checkbox"/> ANY AUTO <input type="checkbox"/> SCHEDULED AUTOS<br><input type="checkbox"/> OWNED AUTOS ONLY <input type="checkbox"/> NON-OWNED AUTOS ONLY<br><input type="checkbox"/> HIRED AUTOS ONLY                                  |           |          |   |                         |                         | COMBINED SINGLE LIMIT (Ea accident)       |              |
|          |  |           |          |   |                         |                         | BODILY INJURY ( Per person)               |              |
|          |  |           |          |   |                         |                         | BODILY INJURY (Per accident)              |              |
|          |  |           |          |   |                         |                         | PROPERTY DAMAGE (Per accident)            |              |
|          | <b>UMBRELLA LIAB</b> <input type="checkbox"/> OCCUR<br><b>EXCESS LIAB</b> <input type="checkbox"/> CLAIMS-MADE<br><br><input type="checkbox"/> DED <input type="checkbox"/> RETENTION  |           |          |   |                         |                         | EACH OCCURRENCE                           |              |
|          |  |           |          |   |                         |                         | AGGREGATE                                 |              |
|          | <b>WORKERS COMPENSATION AND EMPLOYERS' LIABILITY</b><br>ANY PROPRIETOR / PARTNER / EXECUTIVE OFFICER/MEMBER EXCLUDED?      Y/N      N/A<br>(Mandatory in NH)<br>If yes, describe under DESCRIPTION OF OPERATIONS below   |           |          |   |                         |                         | PER STATUTE    OTH-ER                     |              |
|          |  |           |          |   |                         |                         | E.L. EACH ACCIDENT                        |              |
|          |  |           |          |   |                         |                         | E.L. DISEASE-EA EMPLOYEE                  |              |
|          |  |           |          |   |                         |                         | E.L. DISEASE-POLICY LIMIT                 |              |

Certificate No : 570118029765

DESCRIPTION OF OPERATIONS / LOCATIONS / VEHICLES (ACORD 101, Additional Remarks Schedule, may be attached if more space is required)

Certificate holder is included as Additional Insured in accordance with the policy provisions of the General Liability policy.

|   |   |
|---|---|
| <b>CERTIFICATE HOLDER</b><br><br>City of Carlsbad<br>Water Department Superintendent<br>PO Box 1569<br>Carlsbad NM 88221-1569 USA | <b>CANCELLATION</b><br><br>SHOULD ANY OF THE ABOVE DESCRIBED POLICIES BE CANCELLED BEFORE THE EXPIRATION DATE THEREOF, NOTICE WILL BE DELIVERED IN ACCORDANCE WITH THE POLICY PROVISIONS. |
|   | AUTHORIZED REPRESENTATIVE<br><br><i>Aon Risk Services Southwest, Inc.</i>   |



Bond 022239196

### LICENSE OR PERMIT BOND

KNOW ALL BY THESE PRESENTS, That we, PLAINS ORYX PERMIAN BASIN PIPELINE, LLC as Principal, of

333 Clay Street, Suite 1600 (Street and Number)

Houston, TEXAS and the Liberty Mutual Insurance Company,  
(City) (State)

Massachusetts corporation, as Surety, are held and firmly bound unto \_\_\_\_\_  
(State)

CITY OF CARLSBAD, as Oblige, at  
1502 W. Stevens St., Carlsbad, NM 82200, in the sum of

One Hundred Thousand and 00/100  
( \$ 100,000.00 ) for which sum, well and truly to be paid, we bind ourselves, our heirs, executors,

administrators, successors and assigns, jointly and severally, firmly by these presents.

Sealed with our seals, and dated this 20th day of February, 2026.

THE CONDITION OF THIS OBLIGATION IS SUCH, That WHEREAS, the Principal has been or is about to be granted a license or permit to do business as PLAINS ORYX PERMIAN BASIN PIPELINE, LLC for the work to be performed at/for: Pronto Marlan by the Oblige.

NOW, THEREFORE, if the Principal well and truly comply with applicable local ordinances, and conduct business in conformity therewith, then this obligation to be void; otherwise to remain in full force and effect.

#### PROVIDED, HOWEVER:

1. This bond shall continue in force:  
 Until \_\_\_\_\_ day of \_\_\_\_\_, \_\_\_\_\_, or until the date of expiration of any Continuation Certificate executed by the Surety

OR

Until canceled as herein provided.

2. This bond may be canceled by the Surety by the sending of notice in writing to the Oblige, stating when, not less than thirty days thereafter, liability hereunder shall terminate as to subsequent acts or omissions of the Principal.

PLAINS ORYX PERMIAN BASIN PIPELINE, LLC

By [Signature] Principal  
Charles E. Fidelity  
Assistant Treasurer  
Liberty Mutual Insurance Company



By [Signature]  
Terri L. Morrison Attorney-in-Fact



**Exhibit "O"**  
**\$100,000 Bond**



# POWER OF ATTORNEY

Liberty Mutual Insurance Company  
The Ohio Casualty Insurance Company  
West American Insurance Company

Certificate No: 8213929 - 022011

**KNOWN ALL PERSONS BY THESE PRESENTS:** That The Ohio Casualty Insurance Company is a corporation duly organized under the laws of the State of New Hampshire, that Liberty Mutual Insurance Company is a corporation duly organized under the laws of the State of Massachusetts, and West American Insurance Company is a corporation duly organized under the laws of the State of Indiana (herein collectively called the "Companies"), pursuant to and by authority herein set forth, does hereby name, constitute and appoint, Amanda George, Andrea M. Penaloza, Donna L. Williams, Gina A. Rodriguez, Jennifer Moore, Lisa A. Ward, Lupe Tyler, Michael J. Herrod, Misty Wright, Terri L. Morrison, Vanessa Dominguez

all of the city of Houston state of TX each individually if there be more than one named, its true and lawful attorney-in-fact to make, execute, seal, acknowledge and deliver, for and on its behalf as surety and as its act and deed, any and all undertakings, bonds, recognizances and other surety obligations, in pursuance of these presents and shall be as binding upon the Companies as if they have been duly signed by the president and attested by the secretary of the Companies in their own proper persons.

IN WITNESS WHEREOF, this Power of Attorney has been subscribed by an authorized officer or official of the Companies and the corporate seals of the Companies have been affixed thereto this 28th day of April, 2025.



Liberty Mutual Insurance Company  
The Ohio Casualty Insurance Company  
West American Insurance Company

By: Nathan J. Zangerle  
Nathan J. Zangerle, Assistant Secretary

State of PENNSYLVANIA  
County of MONTGOMERY ss

On this 28th day of April, 2025 before me personally appeared Nathan J. Zangerle, who acknowledged himself to be the Assistant Secretary of Liberty Mutual Insurance Company, The Ohio Casualty Company, and West American Insurance Company, and that he, as such, being authorized so to do, execute the foregoing instrument for the purposes therein contained by signing on behalf of the corporations by himself as a duly authorized officer.

IN WITNESS WHEREOF, I have hereunto subscribed my name and affixed my notarial seal at Plymouth Meeting, Pennsylvania, on the day and year first above written.



Commonwealth of Pennsylvania - Notary Seal  
Teresa Pastella, Notary Public  
Montgomery County  
My commission expires March 28, 2029  
Commission number 1126044  
Member, Pennsylvania Association of Notaries

By: Teresa Pastella  
Teresa Pastella, Notary Public

This Power of Attorney is made and executed pursuant to and by authority of the following By-laws and Authorizations of The Ohio Casualty Insurance Company, Liberty Mutual Insurance Company, and West American Insurance Company which resolutions are now in full force and effect reading as follows:

**ARTICLE IV - OFFICERS:** Section 12. Power of Attorney.

Any officer or other official of the Corporation authorized for that purpose in writing by the Chairman or the President, and subject to such limitation as the Chairman or the President may prescribe, shall appoint such attorneys-in-fact, as may be necessary to act in behalf of the Corporation to make, execute, seal, acknowledge and deliver as surety any and all undertakings, bonds, recognizances and other surety obligations. Such attorneys-in-fact, subject to the limitations set forth in their respective powers of attorney, shall have full power to bind the Corporation by their signature and execution of any such instruments and to attach thereto the seal of the Corporation. When so executed, such instruments shall be as binding as if signed by the President and attested to by the Secretary. Any power or authority granted to any representative or attorney-in-fact under the provisions of this article may be revoked at any time by the Board, the Chairman, the President or by the officer or officers granting such power or authority.

**ARTICLE XIII - Execution of Contracts:** Section 5. Surety Bonds and Undertakings.

Any officer of the Company authorized for that purpose in writing by the chairman or the president, and subject to such limitations as the chairman or the president may prescribe, shall appoint such attorneys-in-fact, as may be necessary to act in behalf of the Company to make, execute, seal, acknowledge and deliver as surety any and all undertakings, bonds, recognizances and other surety obligations. Such attorneys-in-fact subject to the limitations set forth in their respective powers of attorney, shall have full power to bind the Company by their signature and execution of any such instruments and to attach thereto the seal of the Company. When so executed such instruments shall be as binding as if signed by the president and attested by the secretary.

**Certificate of Designation** - The President of the Company, acting pursuant to the Bylaws of the Company, authorizes Nathan J. Zangerle, Assistant Secretary to appoint such attorneys-in-fact as may be necessary to act on behalf of the Company to make, execute, seal, acknowledge and deliver as surety any and all undertakings, bonds, recognizances and other surety obligations.

**Authorization** - By unanimous consent of the Company's Board of Directors, the Company consents that facsimile or mechanically reproduced signature of any assistant secretary of the Company, wherever appearing upon a certified copy of any power of attorney issued by the Company in connection with surety bonds, shall be valid and binding upon the Company with the same force and effect as though manually affixed.

I, Renee C. Llewellyn, the undersigned, Assistant Secretary, The Ohio Casualty Insurance Company, Liberty Mutual Insurance Company, and West American Insurance Company do hereby certify that the original power of attorney of which the foregoing is a full, true and correct copy of the Power of Attorney executed by said Companies, is in full force and effect and has not been revoked.

IN TESTIMONY WHEREOF, I have hereunto set my hand and affixed the seals of said Companies this 20th day of February, 2026.



By: Renee C. Llewellyn  
Renee C. Llewellyn, Assistant Secretary

Not valid for mortgage, note, loan, letter of credit, currency rate, interest rate or residual value guarantees.

For bond and/or Power of Attorney (POA) verification inquires, please call 610-832-8240 or email HOSUR@libertymutual.com.



# **CITY OF CARLSBAD**

**FY 2025 – 2026**

## **DEPARTMENT OF UTILITIES**

**APRIL 2026**

***Ivan M. Abell, Director of Utilities***

# ENVIRONMENTAL SERVICES REPORT

## April 2026

| <b>Environmental Services:</b>                     | <b>Current<br/>Month</b> | <b>Previous<br/>Month</b> | <b>Calendar<br/>Year to Date</b> |
|--|--------------------------|---------------------------|----------------------------------|
| State and Federal Environmental Violations by City | 0                        | 0                         | 0                                |
| Environmental Assessments (CDBG, P&Z, Drilling)    | 0                        | 0                         | 0                                |
| Environmental Compliance Inspections               | 0                        | 0                         | 0                                |
| Criminal Complaints Filed                          | 0                        | 0                         | 0                                |
| Environmental Projects or Programs (HHWC & CCR)    | 1                        | 1                         | 2                                |
| Grease Interceptors Inspections                    | 1                        | 1                         | 9                                |

| <b>Laboratory:<br/>Municipal Water Sampling/Analysis:</b> | <b>Current<br/>Month</b> | <b>Previous<br/>Month</b> | <b>Calendar<br/>Year to Date</b> |
|---|--------------------------|---------------------------|----------------------------------|
| Wellfield Chemical Characteristic Analysis                | 44                       | 53                        | 178                              |
| Partial Wellfield Chemical Characteristics                | 42                       | 42                        | 146                              |
| Monitoring Wells Chemical Analysis                        | 4                        | 2                         | 16                               |
| Total Coliform Analysis                                   | 40                       | 40                        | 160                              |
| Fecal Coliform Analysis                                   | 0                        | 0                         | 0                                |
| Chlorine Residual Tests (DE)                              | 4                        | 5                         | 34                               |
| Special Chemicals (BTEX, Ammonia, Nitrite, Cyanide)       | 13                       | 0                         | 13                               |

| <b>Municipal Wastewater Sampling/Analysis (Reads):</b> | <b>Current<br/>Month</b> | <b>Previous<br/>Month</b> | <b>Calendar<br/>Year to Date</b> |
|--|--------------------------|---------------------------|----------------------------------|
| Chemical Oxygen Demand Tests                           | 0                        | 0                         | 0                                |
| Biochemical Oxygen Demand                              | 15                       | 12                        | 51                               |
| Total Suspended Solids Tests                           | 15                       | 12                        | 51                               |
| Volatile Alkalinity Tests                              | 0                        | 0                         | 0                                |
| E-Coli on Effluent                                     | 15                       | 12                        | 51                               |
| Metals/TCLP/PCB/M2 Sampling on Sludge                  | 0                        | 0                         | 0                                |
| Fecal Coliform Analysis on Sludge (Compost)            | 2                        | 0                         | 5                                |
| Effluent Chemical Characteristic Analysis              | 1                        | 1                         | 4                                |

| <b>DMR Bench Sheet:</b>  | <b>Current<br/>Month</b> | <b>Previous<br/>Month</b> | <b>Calendar<br/>Year to Date</b> |
|--------------------------|--------------------------|---------------------------|----------------------------------|
| Influent BOD Avg. (Lbs.) | 7,603                    | 6,629                     | 30,504                           |
| Effluent BOD Avg. (Lbs.) | 79.74                    | 45                        | 217                              |
| BOD Removal (%)          | 98.95                    | 99                        | 397                              |
| Influent TSS Avg. (Lbs.) | 9,852                    | 8,625                     | 37,297                           |
| Effluent TSS Avg. (Lbs.) | 44.19                    | 43                        | 214                              |
| TSS Removal (%)          | 99.55                    | 100                       | 398                              |

# ENVIRONMENTAL SERVICES REPORT


## April 2026

| <b>Private Well Analysis:</b>                       | <b>Current<br/>Month</b> | <b>Previous<br/>Month</b> | <b>Calendar<br/>Year to Date</b> |
|---|--------------------------|---------------------------|----------------------------------|
| Total Coliform Analysis                             | 43                       | 41                        | 172                              |
| Total Coliform Analysis (Construction)              | 0                        | 0                         | 3                                |
| Number of Positives for Confirmation                | 0                        | 0                         | 1                                |
| Chemical Characteristics Analysis                   | 0                        | 0                         | 1                                |
| Environment Department Mediated Tests               | 0                        | 0                         | 0                                |
| Lake Carlsbad E-Coli Analysis Performed             | 0                        | 0                         | 0                                |
| Lake Carlsbad Beach Closures Due to Bacterial Count | 0                        | 0                         | 0                                |

| <b>Golf Course (Reclaimed) Water Analysis<br/>(NMED Groundwater Discharge Permit):</b> | <b>Current<br/>Month</b> | <b>Previous<br/>Month</b> | <b>Calendar<br/>Year to Date</b> |
|--|--------------------------|---------------------------|----------------------------------|
| Nitrate  | 5                        | 13                        | 18                               |
| Total Kjeldahl Nitrogen  | 0                        | 0                         | 0                                |
| Total Dissolved Solids   | 1                        | 3                         | 4                                |
| E-Coli Analysis  | 15                       | 37                        | 52                               |
| Chemical Characteristics   | 1                        | 3                         | 4                                |
| Other NMED-Required Testing (Chlorides, etc.)  | 1                        | 3                         | 4                                |

**Remarks:**

---


  
Digitally signed by Richard Aguilar  
 DN: cn=Richard Aguilar, o=City of Carlsbad,  
 ou=Env Services Lab,  
 email=raguilar@cityofcarlsbadnm.com, c=US  
 Date: 2026.05.07 10:14:10 -06'00'

**Richard Aguilar,**  
**Environmental Svcs. Superintendent**

# Carlsbad Municipal Water System Report

Apr-26

Acre Ft.

**Production Figures:**

This Month   Previous Month   Year to Date

|   |        |        |          |
|---|--------|--------|----------|
| Pumped from Sheep's Draw (Ac. Ft.)              | 911.78 | 778.70 | 2,735.61 |
| Water Imported from Double Eagle (Ac. Ft.)      | 20.75  | 13.45  | 34.20    |
| Water delivered to Livestock (Ac. Ft.)          | 0.08   | 0.12   | 46.26    |
| Water Sold to Apartments (Ac. Ft.)              | 17.02  | 12.82  | 56.63    |
| Water Sold to Commercial Accounts (Ac. Ft.)     | 194.32 | 112.38 | 533.49   |
| Water Sold to Government Accounts (Ac. Ft.)     | 58.19  | 19.05  | 111.87   |
| Water Sold to Industrial Accounts (Ac.Ft.)      | 0.05   | 0.04   | 0.51     |
| Water Sold to Residential Accounts (Ac.Ft.)     | 582.44 | 275.64 | 1,339.71 |
| Record Only Accounts (Ac.Ft.)                   | 1.55   | 0.55   | 3.51     |
| Water Sold to Semi-Commercial Accounts (Ac.Ft.) | 16.73  | 8.11   | 42.40    |
| Safe Drinking Water Act Violations              | 0      | 0.00   | 0.00     |

Wells:

|   |         |         |           |
|---|---------|---------|-----------|
| Number in Operation (Sheep's Draw) **         | 9/9     | 9/9     |           |
| KWH Consumed                                  | 750,560 | 609,040 | 2,203,360 |
| Capitan Aquifer Level (Ft. from Surface @ #6) | 391'5"  | 391'    |           |
| Number of New Water Services Installed        | 9       | 22      | 57        |

Meters:


|                  |        |        |  |
|------------------|--------|--------|--|
| Total in Service | 13,230 | 13,211 |  |
|------------------|--------|--------|--|

Fire Hydrants:

|                |     |     |   |
|----------------|-----|-----|---|
| In Service     | 879 | 879 |   |
| Out of Service | 0   | 0   |   |
| Repaired       | 0   | 0   | 0 |

Remarks:

|  |
|--|
|  |
|  |
|  |

  
 Anthony Hernandez, Water Superintendent

## CARLSBAD WATER SYSTEM WELL OPERATION Apr-26

| WELL                    | POWER CONSUMPTION X 400 |             |                                 | WATER PRODUCTION X 1000 |            |                |                | ENGINE HOUR CLOCK |            |           | WATER LEVELS                        |        |                             |         |
|-------------------------|-------------------------|-------------|---------------------------------|-------------------------|------------|----------------|----------------|-------------------|------------|-----------|-------------------------------------|--------|-----------------------------|---------|
|                         | CURRENT MONTH           | LAST MONTH  | KWH CONSUMED                    | CURRENT MONTH           | LAST MONTH | GALLONS PUMPED | ACRE FEET      | CURRENT MONTH     | LAST MONTH | HOURS RUN | GPM                                 | STATIC | PUMPED per Hour Meter (gal) | gal/kwh |
| 1                       | 58                      | 26          | 12,800                          | 278,031                 | 272,615    | 5,416,000      | 16.62          | 2795.9            | 2740.7     | 55.2      | 1,750                               |        | 5,796,000                   | 525     |
| 2                       | 144                     | 70          | 29,600                          | 119,589                 | 108,506    | 11,083,000     | 34.01          | 13768.7           | 13606.5    | 162.2     | 1,200                               |        | 11,678,400                  | 420     |
| 3                       | 84                      | 17          | 26,800                          | 708,482                 | 698,118    | 10,364,000     | 31.81          | 40573.9           | 40469.2    | 104.7     | 1,600                               |        | 10,051,200                  | 375     |
| 4                       | <b>1751</b>             | 1417        | 133,600                         | <b>2,163,613</b>        | 2,111,436  | 52,177,000     | 160.13         | <b>66917.4</b>    | 66419      | 498.4     | <b>1,750</b>                        |        | 52,332,000                  | 257     |
| 5                       | <b>2092</b>             | 1678        | 165,600                         | <b>3,334,860</b>        | 3,263,326  | 71,534,000     | 219.53         | <b>79534.4</b>    | 79063.9    | 470.5     | <b>1,200</b>                        |        | 33,876,000                  | 348     |
| 6                       | 164                     | 118         | 7,360                           | 1,365,620               | 1,363,302  | 2,318,000      | 7.11           | 14.6              |            | 14.6      | 2,800                               | 391.5  | 2,452,800                   | 421     |
| 7                       | 2117                    | 1666        | 180,400                         | 2,665,208               | 2,590,088  | 75,120,000     | 230.54         | 22025.2           | 22025.2    | 0.0       | 1,950                               |        | 0                           | 424     |
| 8                       | 559                     | 551         | 3,200                           | 1,364,455               | 1,363,339  | 1,116,000      | 3.42           | 20955.6           | 20955.6    | 0.0       | 1,350                               |        | 0                           | 389     |
| 9                       | 1472                    | 994         | 191,200                         | 1,819,751               | 1,751,777  | 67,974,000     | 208.61         | 704.9             |            | 704.9     | 1,600                               |        | 67,670,400                  | 324     |
| 10                      |                         |             |                                 |                         |            |                |                |                   |            |           |                                     | 400.10 |                             |         |
| TOTAL KWH CONSUMED      |                         |             | 750,560                         | TOTAL PUMPED            |            | 297,102,000    | 911.78         | TOTAL HOURS RUN   |            | 2,010.5   | OIL                                 |        | TOTAL CHLORINE USED         |         |
|                         |                         |             |                                 |                         |            |                |                |                   |            |           | 19.5                                |        | 1,859                       |         |
| Reservoir No. 4 Meter   |                         |             | Total Gallons Pumped Comparison |                         |            |                | Total Rainfall |                   |            | Notes     |                                     |        |                             |         |
| Inlet This Month X 1000 |                         | 12,743,885  |                                 | THIS MONTH              |            | 297,102,000    | 911.78         | 0.78              |            |           | Wells #4 and #5 on State Trust Land |        |                             |         |
|                         |                         |             |                                 | LAST YEAR, SAME MONTH   |            | 259,847,000    | 797.44         |                   |            |           |                                     |        |                             |         |
| Inlet Last Month X 1000 |                         | 12,448,335  |                                 | DIFFERENCE              |            | 37,255,000     | 114.33         |                   |            |           |                                     |        |                             |         |
| Total Inlet             |                         | 295,550,000 |                                 | * corrected             |            |                |                |                   |            |           |                                     |        |                             |         |

**MUNICIPAL WATER SYSTEM  
WATER RIGHTS PUMPED (C-76)  
ACRE FEET**

(9867 Acre Ft. Available Per Year)

| YEAR | JAN    | FEB    | MAR    | APR      | MAY      | JUN      | JUL      | AUG      | SEP      | OCT    | NOV    | DEC    | TOTAL    |
|------|--------|--------|--------|----------|----------|----------|----------|----------|----------|--------|--------|--------|----------|
| 2002 | 297.16 | 268.70 | 440.91 | 704.96   | 958.06   | 1,066.88 | 1,341.56 | 1,074.79 | 774.52   | 485.05 | 280.99 | 155.99 | 7849.57  |
| 2003 | 270.84 | 203.99 | 505.94 | 1,064.03 | 1,206.94 | 1,122.78 | 1,343.98 | 1,076.39 | 775.41   | 685.53 | 305.27 | 409.57 | 8970.67  |
| 2004 | 385.42 | 439.36 | 489.06 | 680.19   | 948.71   | 1,063.84 | 1,068.05 | 798.52   | 772.40   | 451.14 | 364.15 | 414.64 | 7875.48  |
| 2005 | 332.30 | 318.24 | 425.71 | 655.91   | 878.61   | 1,123.12 | 1,338.81 | 773.36   | 830.12   | 609.54 | 478.07 | 445.90 | 8209.69  |
| 2006 | 395.24 | 416.50 | 606.61 | 799.07   | 1,145.49 | 1,165.26 | 1,141.96 | 699.68   | 536.40   | 574.84 | 453.79 | 372.30 | 8307.14  |
| 2007 | 386.96 | 350.66 | 480.44 | 665.57   | 629.51   | 1,062.65 | 841.31   | 964.52   | 740.42   | 672.37 | 485.02 | 446.90 | 7726.33  |
| 2008 | 452.24 | 668.55 | 705.92 | 934.92   | 1,060.06 | 1,454.74 | 1,040.96 | 900.29   | 768.43   | 684.45 | 505.09 | 456.16 | 9631.81  |
| 2009 | 458.70 | 519.36 | 694.55 | 871.85   | 1,095.02 | 1,202.19 | 951.06   | 980.82   | 809.14   | 666.16 | 529.67 | 420.61 | 9199.13  |
| 2010 | 422.56 | 352.26 | 539.69 | 327.39   | 1,150.19 | 1,219.15 | 848.31   | 1,057.28 | 738.68   | 677.68 | 503.09 | 461.84 | 8298.12  |
| 2011 | 474.73 | 536.44 | 800.88 | 973.90   | 1,238.89 | 1,355.98 | 1,423.54 | 1,226.62 | 886.11   | 776.71 | 540.43 | 454.95 | 10689.18 |
| 2012 | 466.85 | 431.44 | 701.69 | 810.10   | 828.11   | 1,185.27 | 901.47   | 1,013.28 | 806.85   | 652.17 | 480.34 | 461.15 | 8738.72  |
| 2013 | 423.91 | 412.36 | 633.53 | 822.91   | 947.12   | 1,047.09 | 800.86   | 925.05   | 727.29   | 611.46 | 451.84 | 377.93 | 8,181.35 |
| 2014 | 388.31 | 383.82 | 557.69 | 701.51   | 872.84   | 1,031.98 | 1,122.07 | 893.82   | 552.90   | 541.69 | 414.16 | 391.00 | 7,851.79 |
| 2015 | 428.54 | 369.38 | 490.96 | 711.13   | 732.60   | 903.17   | 919.01   | 994.43   | 789.98   | 522.56 | 432.59 | 418.96 | 7,713.31 |
| 2016 | 408.24 | 364.58 | 449.03 | 573.56   | 672.93   | 921.77   | 1,157.49 | 791.59   | 541.42   | 587.72 | 443.39 | 442.94 | 7,354.66 |
| 2017 | 394.41 | 415.24 | 615.73 | 768.14   | 921.14   | 883.20   | 1,007.00 | 726.66   | 715.10   | 536.59 | 482.95 | 484.39 | 7,950.55 |
| 2018 | 484.78 | 402.92 | 640.20 | 750.65   | 991.56   | 1,023.15 | 954.69   | 853.04   | 684.90   | 530.89 | 386.73 | 404.76 | 8,108.27 |
| 2019 | 392.03 | 408.30 | 501.88 | 712.74   | 920.31   | 919.36   | 931.82   | 860.57   | 880.60   | 570.04 | 425.02 | 400.18 | 7,922.85 |
| 2020 | 424.96 | 402.62 | 508.41 | 896.76   | 983.81   | 1,161.49 | 1,242.85 | 1,055.78 | 1,045.26 | 625.06 | 411.27 | 463.48 | 9,221.75 |
| 2021 | 368.52 | 418.64 | 712.43 | 726.13   | 809.60   | 837.98   | 793.40   | 764.24   | 715.36   | 652.05 | 455.84 | 403.35 | 7,657.54 |
| 2022 | 336.78 | 376.58 | 515.94 | 882.91   | 973.98   | 975.97   | 1,147.87 | 848.51   | 773.62   | 493.31 | 404.67 | 435.85 | 8,165.99 |
| 2023 | 330.74 | 313.20 | 484.97 | 823.91   | 916.36   | 1,079.94 | 1,232.41 | 1,223.34 | 819.91   | 621.07 | 486.28 | 470.52 | 8,802.65 |
| 2024 | 436.56 | 468.06 | 651.21 | 871.40   | 1,184.72 | 1,080.20 | 1,111.10 | 1,164.73 | 813.57   | 778.98 | 577.92 | 470.44 | 9,608.89 |
| 2025 | 541.75 | 547.72 | 656.13 | 797.44   | 993.74   | 857.61   | 927.33   | 1,054.58 | 889.55   | 745.37 | 543.82 | 527.65 | 9,082.69 |
| 2026 | 500.80 | 544.33 | 778.70 | 911.78   |          |          |          |          |          |        |        |        | 2,735.61 |

Sheep Draw Water Pumped - Acre Feet 9867 Acre Feet Available Per Year

Difference

|       | January | February | March    | April    | May      | June     | July     | August   | September | October  | November | December | Total    |          |
|-------|---------|----------|----------|----------|----------|----------|----------|----------|-----------|----------|----------|----------|----------|----------|
| 1999  | 259.97  | 275.11   | 485.12   | 694.64   | 798.54   | 839.80   | 903.86   | 1,102.11 | 751.40    | 534.43   | 395.59   | 253.70   | 7,294.27 | 9867     |
| Total |         | 535.08   | 1,020.20 | 1,714.84 | 2,513.38 | 3,353.18 | 4,257.04 | 5,359.15 | 6,110.55  | 6,644.98 | 7,040.57 | 7,294.27 |          | 2,572.73 |
| 2000  | 303.85  | 377.05   | 592.71   | 710.82   | 1,063.12 | 1,168.66 | 1,072.41 | 1,134.64 | 886.90    | 487.13   | 260.33   | 278.46   | 8,336.08 | 1,530.92 |
| Total |         | 680.90   | 1,273.61 | 1,984.43 | 3,047.55 | 4,216.21 | 5,288.62 | 6,423.26 | 7,310.16  | 7,797.29 | 8,057.62 | 8,336.08 |          |          |
| 2001  | 379.10  | 340.60   | 389.50   | 714.80   | 1,129.68 | 1,083.53 | 1,341.71 | 1,074.96 | 612.54    | 662.35   | 356.80   | 276.27   | 8,361.84 | 1,505.16 |
| Total |         | 719.70   | 1,109.20 | 1,824.00 | 2,953.68 | 4,037.21 | 5,378.92 | 6,453.88 | 7,066.42  | 7,728.77 | 8,085.57 | 8,361.84 |          |          |
| 2002  | 297.16  | 268.70   | 440.91   | 704.96   | 958.06   | 1,066.88 | 1,341.56 | 1,074.79 | 774.52    | 485.05   | 280.99   | 155.99   | 7,849.57 | 2,017.43 |
| Total |         | 565.86   | 1,006.77 | 1,711.73 | 2,669.79 | 3,736.67 | 5,078.23 | 6,153.02 | 6,927.54  | 7,412.59 | 7,693.58 | 7,849.57 |          |          |
| 2003  | 270.84  | 203.99   | 505.94   | 1,064.03 | 1,206.94 | 1,122.78 | 1,343.98 | 1,076.39 | 775.41    | 685.53   | 305.27   | 409.57   | 8,970.67 | 896.33   |
| Total |         | 474.83   | 980.77   | 2,044.80 | 3,251.74 | 4,374.52 | 5,718.50 | 6,794.89 | 7,570.30  | 8,255.83 | 8,561.10 | 8,970.67 |          |          |
| 2004  | 385.42  | 439.36   | 489.06   | 680.19   | 948.71   | 1,063.84 | 1,068.05 | 798.52   | 772.40    | 451.14   | 364.15   | 414.64   | 7,875.48 | 1,991.52 |
| Total |         | 824.78   | 1,313.84 | 1,994.03 | 2,942.74 | 4,006.58 | 5,074.63 | 5,873.15 | 6,645.55  | 7,096.69 | 7,460.84 | 7,875.48 |          |          |
| 2005  | 332.30  | 318.24   | 425.71   | 655.91   | 878.61   | 1,123.12 | 1,338.81 | 773.36   | 830.12    | 609.54   | 478.07   | 445.90   | 8,209.69 | 1,657.31 |
| Total |         | 650.54   | 1,076.25 | 1,732.16 | 2,610.77 | 3,733.89 | 5,072.70 | 5,846.06 | 6,676.18  | 7,285.72 | 7,763.79 | 8,209.69 |          |          |
| 2006  | 395.24  | 416.50   | 606.61   | 799.07   | 1,145.49 | 1,165.26 | 1,141.96 | 699.68   | 536.40    | 574.84   | 453.79   | 372.30   | 8,307.14 | 1,559.86 |
| Total |         | 811.74   | 1,418.35 | 2,217.42 | 3,362.91 | 4,528.17 | 5,670.13 | 6,369.81 | 6,906.21  | 7,481.05 | 7,934.84 | 8,307.14 |          |          |
| 2007  | 386.96  | 350.66   | 480.44   | 665.57   | 629.51   | 1,062.65 | 841.31   | 964.52   | 740.42    | 672.37   | 485.02   | 446.90   | 7,726.33 | 2,140.67 |
| Total |         | 737.62   | 1,218.06 | 1,883.63 | 2,513.14 | 3,575.79 | 4,417.10 | 5,381.62 | 6,122.04  | 6,794.41 | 7,279.43 | 7,726.33 |          |          |
| 2008  | 452.24  | 668.55   | 705.91   | 934.92   | 1,060.06 | 1,454.74 | 1,040.96 | 900.29   | 768.43    | 684.45   | 505.09   | 456.16   | 9,631.80 | 235.20   |
| Total |         | 1,120.79 | 1,826.70 | 2,761.62 | 3,821.68 | 5,276.42 | 6,317.38 | 7,217.67 | 7,986.10  | 8,670.55 | 9,175.64 | 9,631.80 |          |          |
| 2009  | 458.70  | 519.36   | 694.55   | 871.85   | 1,095.02 | 1,202.19 | 951.06   | 980.82   | 809.14    | 666.16   | 529.67   | 420.61   | 9,199.13 | 667.87   |
| Total |         | 978.06   | 1,672.61 | 2,544.46 | 3,639.48 | 4,841.67 | 5,792.73 | 6,773.55 | 7,582.69  | 8,248.85 | 8,778.52 | 9,199.13 |          |          |

Sheep Draw Water Pumped - Acre Feet 9867 Acre Feet Available Per Year

Difference

|       | January | February | March    | April    | May      | June     | July     | August   | September | October  | November  | December  | Total     |          |
|-------|---------|----------|----------|----------|----------|----------|----------|----------|-----------|----------|-----------|-----------|-----------|----------|
| 2010  | 422.56  | 352.26   | 539.69   | 327.39   | 1,150.19 | 1,219.15 | 848.31   | 1,057.28 | 738.68    | 677.68   | 503.09    | 461.84    | 8,298.12  | 9,867.00 |
| Total |         | 774.82   | 1,314.51 | 1,641.90 | 2,792.09 | 4,011.24 | 4,859.55 | 5,916.83 | 6,655.51  | 7,333.19 | 7,836.28  | 8,298.12  |           | 1,568.88 |
| 2011  | 474.73  | 536.44   | 800.88   | 973.90   | 1,238.89 | 1,355.98 | 1,423.54 | 1,226.62 | 886.11    | 776.71   | 540.43    | 454.95    | 10,689.18 | -822.18  |
| Total |         | 1,011.17 | 1,812.05 | 2,785.95 | 4,024.84 | 5,380.82 | 6,804.36 | 8,030.98 | 8,917.09  | 9,693.80 | 10,234.23 | 10,689.18 |           |          |
| 2012  | 466.85  | 431.44   | 701.69   | 810.10   | 828.11   | 1,185.27 | 901.47   | 1,013.28 | 806.85    | 652.17   | 480.34    | 461.15    | 8,738.72  | 1,128.28 |
| Total |         | 898.29   | 1,599.98 | 2,410.08 | 3,238.19 | 4,423.46 | 5,324.93 | 6,338.21 | 7,145.06  | 7,797.23 | 8,277.57  | 8,738.72  |           |          |
| 2013  | 423.91  | 412.36   | 633.53   | 822.91   | 947.12   | 1,047.09 | 800.86   | 925.05   | 727.29    | 611.46   | 451.84    | 377.93    | 8,181.35  | 1,685.65 |
| Total |         | 836.27   | 1,469.80 | 2,292.71 | 3,239.83 | 4,286.92 | 5,087.78 | 6,012.83 | 6,740.12  | 7,351.58 | 7,803.42  | 8,181.35  |           |          |
| 2014  | 388.31  | 383.82   | 557.69   | 701.51   | 872.84   | 1,031.98 | 1,122.07 | 893.82   | 552.90    | 541.69   | 414.16    | 391.00    | 7,851.79  | 2,015.21 |
| Total |         | 772.13   | 1,329.82 | 2,031.33 | 2,904.17 | 3,936.15 | 5,058.22 | 5,952.04 | 6,504.94  | 7,046.63 | 7,460.79  | 7,851.79  |           |          |
| 2015  | 482.54  | 369.38   | 490.96   | 711.13   | 732.60   | 903.17   | 919.01   | 994.43   | 789.98    | 522.56   | 432.59    | 418.96    | 7,767.31  | 2,099.69 |
| Total |         | 851.92   | 1,342.88 | 2,054.01 | 2,786.61 | 3,689.78 | 4,608.79 | 5,603.22 | 6,393.20  | 6,915.76 | 7,348.35  | 7,767.31  |           |          |
| 2016  | 408.24  | 364.58   | 449.03   | 573.56   | 672.93   | 921.77   | 1,157.49 | 791.59   | 541.42    | 587.72   | 443.39    | 442.94    | 7,354.66  | 2,512.34 |
| Total |         | 772.82   | 1,221.85 | 1,795.41 | 2,468.34 | 3,390.11 | 4,547.60 | 5,339.19 | 5,880.61  | 6,468.33 | 6,911.72  | 7,354.66  |           |          |
| 2017  | 394.41  | 415.24   | 615.73   | 768.14   | 921.14   | 883.20   | 1,007.00 | 726.66   | 715.10    | 536.59   | 482.95    | 484.39    | 7,950.55  | 1,916.45 |
| Total |         | 809.65   | 1,425.38 | 2,193.52 | 3,114.66 | 3,997.86 | 5,004.86 | 5,731.52 | 6,446.62  | 6,983.21 | 7,466.16  | 7,950.55  |           |          |
| 2018  | 484.78  | 402.92   | 640.20   | 750.65   | 991.56   | 1,023.15 | 954.69   | 853.04   | 684.90    | 530.89   | 386.73    | 404.76    | 8,108.27  | 1,758.73 |
| Total |         | 887.70   | 1,527.90 | 2,278.55 | 3,270.11 | 4,293.26 | 5,247.95 | 6,100.99 | 6,785.89  | 7,316.78 | 7,703.51  | 8,108.27  |           |          |
| 2019  | 392.03  | 408.30   | 501.88   | 712.74   | 920.31   | 919.37   | 931.82   | 860.57   | 880.60    | 570.04   | 425.02    | 400.18    | 7,922.86  | 1,944.14 |
| Total |         | 800.33   | 1,302.21 | 2,014.95 | 2,935.26 | 3,854.63 | 4,786.45 | 5,647.02 | 6,527.62  | 7,097.66 | 7,522.68  | 7,922.86  |           |          |
| 2020  | 438.73  | 387.20   | 523.69   | 928.40   | 1,015.17 | 1,177.81 | 1,120.57 | 1,062.19 | 1,066.47  | 539.88   | 430.40    | 463.48    | 9,153.99  | 713.01   |
| Total |         | 825.93   | 1,349.62 | 2,278.02 | 3,293.19 | 4,471.00 | 5,591.57 | 6,653.76 | 7,720.23  | 8,260.11 | 8,690.51  | 9,153.99  |           |          |
| 2021  | 368.01  | 418.64   | 712.43   | 726.13   | 809.60   | 837.98   | 793.40   | 764.24   | 715.36    | 652.05   | 455.84    | 403.35    | 7,657.03  | 2,209.97 |
| Total |         | 786.65   | 1,499.08 | 2,225.21 | 3,034.81 | 3,872.79 | 4,666.19 | 5,430.43 | 6,145.79  | 6,797.84 | 7,253.68  | 7,657.03  |           |          |
| 2022  | 336.78  | 376.58   | 515.94   | 882.91   | 973.98   | 975.97   | 1,147.87 | 848.51   | 773.62    | 493.31   | 404.67    | 435.85    | 8,165.99  | 1,701.01 |
| Total |         | 713.36   | 1,229.30 | 2,112.21 | 3,086.19 | 4,062.16 | 5,210.03 | 6,058.54 | 6,832.16  | 7,325.47 | 7,730.14  | 8,165.99  |           |          |
| 2023  | 330.74  | 313.20   | 484.97   | 823.91   | 916.36   | 1,079.94 | 1,232.41 | 1,223.34 | 819.91    | 621.07   | 486.28    | 470.52    | 8,802.65  | 1,064.35 |
| Total |         | 643.94   | 1,128.91 | 1,952.82 | 2,869.18 | 3,949.12 | 5,181.53 | 6,404.87 | 7,224.78  | 7,845.85 | 8,332.13  | 8,802.65  |           |          |
| 2024  | 436.56  | 468.06   | 651.21   | 871.40   | 1,184.72 | 1,080.20 | 1,111.10 | 1,164.73 | 813.57    | 778.98   | 577.92    | 470.44    | 9,608.89  | 258.11   |
| Total |         | 904.62   | 1,555.83 | 2,427.23 | 3,611.95 | 4,692.15 | 5,803.25 | 6,967.98 | 7,781.55  | 8,560.53 | 9,138.45  | 9,608.89  |           |          |
| 2025  | 541.75  | 547.72   | 656.13   | 797.44   | 993.74   | 857.61   | 927.33   | 1,054.58 | 889.55    | 745.37   | 543.82    | 527.65    | 9,082.69  | 784.31   |
| Total |         | 1,089.47 | 1,745.60 | 2,543.04 | 3,536.78 | 4,394.39 | 5,321.72 | 6,376.30 | 7,265.85  | 8,011.22 | 8,555.04  | 9,082.69  |           |          |
| 2026  | 500.80  | 544.33   | 778.70   | 911.78   |          |          |          |          |           |          |           |           | 2,735.61  | 7,131.39 |
| Total |         | 1,045.13 | 1,823.83 | 2,735.61 | 2,735.61 | 2,735.61 | 2,735.61 | 2,735.61 | 2,735.61  | 2,735.61 | 2,735.61  | 2,735.61  |           |          |

**MUNICIPAL WATER SYSTEM  
WATER SOLD  
ACRE FEET**

| YEAR | JAN    | FEB    | MAR    | APR     | MAY      | JUN      | JUL      | AUG      | SEP      | OCT      | NOV    | DEC    | TOTAL    |
|------|--------|--------|--------|---------|----------|----------|----------|----------|----------|----------|--------|--------|----------|
| 2002 | 361.07 | 373.67 | 374.24 | 527.03  | 956.91   | 1164.77  | 996.81   | 977.93   | 1153.18  | 607.92   | 431.21 | 301.17 | 8225.93  |
| 2003 | 391.07 | 304.91 | 404.05 | 598.44  | 999.69   | 1030.55  | 1061.59  | 1169.02  | 1046.52  | 731.67   | 559.33 | 342.90 | 8639.75  |
| 2004 | 418.82 | 310.23 | 337.47 | 479.72  | 685.58   | 983.31   | 984.35   | 814.65   | 763.90   | 475.02   | 413.97 | 302.17 | 6969.19  |
| 2005 | 368.27 | 275.02 | 299.95 | 503.81  | 693.61   | 840.97   | 1296.63  | 886.95   | 754.89   | 658.48   | 468.42 | 377.74 | 7424.74  |
| 2006 | 414.11 | 677.07 | 450.26 | 678.99  | 725.58   | 1280.61  | 1083.09  | 705.47   | 564.79   | 572.49   | 430.08 | 334.08 | 7916.62  |
| 2007 | 354.13 | 318.22 | 380.07 | 437.50  | 653.63   | 756.31   | 899.69   | 774.47   | 896.99   | 541.76   | 530.36 | 344.60 | 6887.72  |
| 2008 | 326.32 | 375.13 | 413.71 | 627.22  | 842.55   | 1025.43  | 943.54   | 855.66   | 605.32   | 559.79   | 494.03 | 0.00   | 7068.68  |
| 2009 | 439.03 | 352.25 | 614.56 | 2321.13 | 1268.55  | 1211.80  | 1099.85  | 927.66   | 1030.30  | 765.46   | 976.92 | 564.86 | 11572.39 |
| 2010 | 567.77 | 471.98 | 547.89 | 757.41  | 1272.59  | 1066.67  | 1081.09  | 913.03   | 1105.63  | 1031.30  | 950.35 | 786.38 | 10552.09 |
| 2011 | 444.27 | 760.40 | 774.56 | 1233.94 | 1338.54  | 1352.52  | 1717.55  | 1405.40  | 1347.32  | 924.66   | 874.25 | 677.51 | 12850.91 |
| 2012 | 565.38 | 642.97 | 581.75 | 926.04  | 848.01   | 1000.31  | 1440.24  | 1151.94  | 1237.78  | 866.01   | 865.02 | 670.56 | 10796.01 |
| 2013 | 616.99 | 671.05 | 645.27 | 975.32  | 1,049.04 | 1,249.35 | 944.16   | 951.65   | 1,058.15 | 785.76   | 592.98 | 469.93 | 10009.65 |
| 2014 | 475.55 | 470.88 | 507.96 | 653.04  | 920.21   | 1,041.43 | 1,157.15 | 978.54   | 953.20   | 558.14   | 550.55 | 417.07 | 8683.72  |
| 2015 | 554.03 | 282.77 | 520.21 | 624.18  | 758.14   | 800.23   | 985.58   | 863.21   | 1,068.91 | 639.91   | 478.42 | 448.68 | 8024.27  |
| 2016 | 456.11 | 302.09 | 482.13 | 615.67  | 708.66   | 828.42   | 1,071.60 | 820.33   | 623.25   | 460.13   | 368.12 | 305.64 | 7042.15  |
| 2017 | 389.78 | 306.60 | 440.10 | 639.30  | 654.47   | 838.50   | 1,049.46 | 698.97   | 675.47   | 504.34   | 369.98 | 684.50 | 7251.47  |
| 2018 | 422.34 | 332.74 | 345.80 | 670.09  | 971.05   | 975.33   | 966.38   | 858.30   | 871.28   | 451.67   | 438.60 | 355.77 | 7659.35  |
| 2019 | 393.08 | 359.27 | 350.49 | 565.35  | 639.70   | 890.80   | 994.24   | 830.84   | 887.72   | 711.06   | 476.89 | 347.64 | 7447.08  |
| 2020 | 336.09 | 374.53 | 311.89 | 657.80  | 838.33   | 1,080.68 | 1,158.21 | 1,069.16 | 1,120.70 | 917.05   | 479.84 | 350.70 | 8694.98  |
| 2021 | 414.83 | 317.62 | 365.17 | 767.91  | 768.47   | 825.78   | 709.15   | 954.68   | 597.34   | 740.70   | 354.75 | 355.25 | 7171.65  |
| 2022 | 367.25 | 360.67 | 349.75 | 693.40  | 752.88   | 1,174.27 | 944.39   | 940.34   | 746.92   | 652.02   | 422.08 | 417.17 | 7821.14  |
| 2023 | 415.22 | 425.35 | 388.23 | 673.31  | 718.62   | 934.58   | 1,252.39 | 1,033.06 | 956.03   | 1,031.98 | 452.53 | 368.91 | 8650.21  |
| 2024 | 384.41 | 379.02 | 475.27 | 574.00  | 915.24   | 1,068.20 | 887.98   | 1,089.86 | 980.43   | 700.51   | 677.08 | 451.04 | 8583.04  |
| 2025 | 393.36 | 439.02 | 443.56 | 631.97  | 810.03   | 944.17   | 735.05   | 1,006.97 | 787.84   | 729.49   | 607.11 | 440.70 | 7969.27  |
| 2026 | 395.13 | 394.09 | 428.59 | 870.29  |          |          |          |          |          |          |        |        | 2088.10  |

\* No info available due to transition of new billing system.

## MUNICIPAL WATER SYSTEM METERS IN SERVICE

| YEAR | JAN    | FEB    | MAR    | APR    | MAY    | JUN    | JUL    | AUG    | SEP    | OCT    | NOV    | DEC    |
|------|--------|--------|--------|--------|--------|--------|--------|--------|--------|--------|--------|--------|
| 2002 | 10,385 | 10,398 | 10,360 | 10,396 | 10,485 | 10,486 | 10,492 | 10,479 | 10,512 | 10,468 | 10,448 | 10,534 |
| 2003 | 10,453 | 10,420 | 10,550 | 10,505 | 10,549 | 10,682 | 10,604 | 10,670 | 10,688 | 10,631 | 10,586 | 10,606 |
| 2004 | 10,608 | 10,541 | 10,617 | 10,624 | 10,627 | 10,678 | 10,700 | 10,730 | 10,671 | 10,672 | 10,684 | 10,597 |
| 2005 | 10,581 | 10,552 | 10,635 | 10,618 | 10,645 | 10,733 | 10,757 | 10,747 | 10,725 | 10,695 | 10,692 | 10,669 |
| 2006 | 10,676 | 10,669 | 10,663 | 10,704 | 10,687 | 10,759 | 10,720 | 10,746 | 10,739 | 10,711 | 10,670 | 10,645 |
| 2007 | 10,633 | 10,661 | 10,679 | 10,717 | 10,726 | 10,814 | 10,801 | 10,786 | 10,740 | 10,735 | 10,761 | 10,753 |
| 2008 | 10,804 | 10,784 | 10,809 | 10,826 | 10,836 | 10,880 | 10,861 | 10,875 | 10,820 | 10,758 | 10,713 |        |
| 2009 | 10,747 | 10,881 | 11,126 | 11,179 | 11,156 | 11,232 | 11,160 | 11,184 | 11,158 | 11,169 | 11,182 | 11,107 |
| 2010 | 11,132 | 11,105 | 11,201 | 11,157 | 11,208 | 11,221 | 11,216 | 11,225 | 11,201 | 11,205 | 11,184 | 11,165 |
| 2011 | 11,271 | 11,292 | 11,256 | 11,270 | 11,281 | 11,349 | 11,331 | 11,333 | 11,327 | 11,300 | 11,267 | 11,224 |
| 2012 | 11,249 | 11,229 | 11,277 | 11,305 | 11,333 | 11,353 | 11,368 | 11,370 | 11,319 | 11,332 | 11,344 | 11,321 |
| 2013 | 11,290 | 11,361 | 11,415 | 11,405 | 11,412 | 11,450 | 11,488 | 11,527 | 11,507 | 11,478 | 11,482 | 11,442 |
| 2014 | 11,501 | 11,709 | 11,803 | 11,807 | 11,848 | 11,893 | 11,919 | 11,988 | 12,001 | 12,022 | 11,892 | 11,993 |
| 2015 | 11,865 | 11,871 | 11,916 | 12,014 | 11,957 | 12,153 | 12,062 | 12,087 | 12,020 | 11,968 | 11,825 | 11,978 |
| 2016 | 11,854 | 12,116 | 12,166 | 12,125 | 12,143 | 12,224 | 12,170 | 12,219 | 12,162 | 12,076 | 11,979 | 11,948 |
| 2017 | 12,053 | 12,014 | 12,173 | 12,213 | 12,173 | 12,223 | 12,205 | 12,376 | 12,213 | 12,300 | 12,204 | 12,288 |
| 2018 | 12,315 | 12,307 | 12,329 | 12,384 | 12,452 | 12,531 | 12,472 | 12,479 | 12,467 | 12,408 | 12,577 | 12,352 |
| 2019 | 12,440 | 12,386 | 12,556 | 12,508 | 12,653 | 12,656 | 12,698 | 12,827 | 12,644 | 12,804 | 12,708 | 12,653 |
| 2020 | 12,769 | 12,731 | 12,859 | 12,827 | 12,844 | 12,926 | 12,912 | 13,057 | 12,996 | 13,265 | 12,812 | 12,799 |
| 2021 | 12,830 | 12,920 | 12,945 | 13,205 | 13,026 | 13,162 | *      | *      | *      | *      | *      | *      |
| 2022 | *      | *      | *      | *      | *      | *      | *      | *      | *      | *      | *      | 12,980 |
| 2023 | 12,572 | 12,604 | 12,610 | 12,646 | 12,627 | 12,676 | 12,706 | 12,717 | 12,723 | 12,736 | 12,773 | 12,815 |
| 2024 | 12,803 | 12,811 | 12,826 | 12,843 | 12,877 | 12,906 | 12,912 | 12,939 | 12,943 | 12,981 | 12,989 | 12,981 |
| 2025 | 12,995 | 13,008 | 13,022 | 13,066 | 13,045 | 13,097 | 13,091 | 13,113 | 13,123 | 13,150 | 13,165 | 13,147 |
| 2026 | 13,134 | 13,179 | 13,211 | 13,230 |        |        |        |        |        |        |        |        |

\* No info available due to transition of new billing system.

**AIRPORT WELLS  
WATER RIGHTS PUMPED  
ACRE FEET**

(61.24 Acre Ft. Available Per Year)

| YEAR | JAN  | FEB   | MAR  | APR   | MAY   | JUN  | JUL   | AUG   | SEP   | OCT   | NOV   | DEC   | TOTAL |
|------|------|-------|------|-------|-------|------|-------|-------|-------|-------|-------|-------|-------|
| 2012 | 0.59 | 0.62  | 1.08 | 0.83  | 1.83  | 3.64 | 2.31  | 3.67  | 2.27  | 2.01  | 1.67  | 1.87  | 22.41 |
| 2013 | 0.89 | 2.32  | 2.26 | 1.18  | 1.28  | 1.73 | 1.9   | 3.69  | 2.01  | 2.62  | 1.99  | 1.06  | 22.93 |
| 2014 | 1.86 | 0.73  | 1.04 | 1.55  | 0.66  | 0.20 | 3.17  | 0.96  | 0.37  | 1.89  | 0.80  | 0.61  | 13.84 |
| 2015 | 0.03 | 0.07  | 0.03 | 1.02  | 1.59  | 2.47 | 2.57  | 2.96  | 2.13  | 1.35  | 2.46  | 1.57  | 18.25 |
| 2016 | 1.14 | 2.21  | 3.25 | 3.48  | 2.43  | 1.45 | 0.064 | 0.031 | 0.002 | 0.016 | 0.00  | 0.058 | 14.13 |
| 2017 | 0.07 | 0     | 0.16 | 0.31  | 0     | 0.51 | 0.55  | 0.022 | 0.00  | 0     | 0.18  | 0.14  | 1.94  |
| 2018 | 0.00 | 0.07  | 0.06 | 0.082 | 0.303 | 0.00 | 0.002 | 0.002 | 0.002 | 0.002 | 0.001 | 0.002 | 0.53  |
| 2019 | 0.00 | 0.023 | 0.36 | 0.56  | 1.17  | 2.72 | 2.13  | 2.67  | 2.60  | 2.60  | 1.33  | 1.99  | 18.15 |
| 2020 | 0.48 | 1.04  | 0.49 | 1.47  | 0.61  | 1.37 | 0     | 0.99  | 1.55  | 2.03  | 0.46  | 0.35  | 10.84 |
| 2021 | 0.77 | 0.34  | 0.45 | 0.71  | 0.94  | 2.01 | 1     | 1.56  | 0.92  | 0.83  | 1.21  | 0.61  | 11.35 |
| 2022 | 0.89 | 0.62  | 0.95 | 0.27  | 0.21  | 0.33 | 0.9   | 0.08  | 0.12  | 0.01  | 0.03  | 0     | 4.41  |
| 2023 | 0.00 | 0.00  | 0.00 | 0.40  | 0.52  | 3.75 | 3.61  | 1.76  | 0.09  | 0.08  | 0.00  | 0.00  | 10.21 |
| 2024 | 0.58 | 0.03  | 0.00 | 0.05  | 0.00  | 0.07 | 0.01  | 0.00  | 0.00  | 0.00  | 0.00  | 0.00  | 0.74  |
| 2025 | 0.00 | 0.00  | 0.00 | 0.04  | 0.00  | 0.00 | 0.00  | 0.00  | 0.01  | 0.00  | 0.00  | 0.00  | 0.05  |
| 2026 | 0.03 | 0.02  | 0.05 | 0.00  |       |      |       |       |       |       |       |       | 0.10  |

**AIRPORT WELLS  
WATER SOLD  
ACRE FEET**

|      |      |      |      |       |      |       |       |      |      |      |      |      |        |
|------|------|------|------|-------|------|-------|-------|------|------|------|------|------|--------|
| 2011 | 1.18 | 1.09 | 3.76 | 3.87  | 3.32 | 3.91  | 3.32  | 1.69 | 3.5  | 3.25 | 3.99 | 0.81 | 33.69  |
| 2012 | 2.36 | 2.65 | 3.77 | 3.84  | 1.27 | 3.02  | 2.66  | 4.22 | 2.62 | 2.3  | 2.65 | 1.28 | 32.64  |
| 2013 | 1.32 | 1.11 | 0.88 | 0.49  | 0.64 | 1.67  | 1.78  | 2.70 | 1.22 | 0.97 | 1.20 | 0.95 | 14.93  |
| 2014 | 1.15 | 0.05 | 1.51 | 0.82  | 0.07 | 0     | 0.44  | 0.27 | 0.01 | 0.02 | 0.01 | 0.01 | 4.36   |
| 2015 | 0.01 | 0    | 0    | 0     | 0    | 1.04  | 1.78  | 3.12 | 1.12 | 1.60 | 2.07 | 1.25 | 11.99  |
| 2016 | 1.4  | 2.14 | 2.86 | 3.35  | 2.18 | 1.22  | 0.04  | 0.03 | 0    | 0.02 | 0    | 0    | 13.235 |
| 2017 | 0    | 0    | 0.15 | 0     | 0    | 0.48  | 0.53  | 0.00 | 0    | 0.00 | 0.00 | 0    | 1.16   |
| 2018 | 0    | 0    | 0    | 0     | 0    | 0     | 0     | 0.00 | 0    | 0.00 | 0.00 | 0    | 0      |
| 2019 | 0    | 0    | 0.33 | 0.052 | 0    | 0.031 | 0.031 | 0.00 | 0.37 | 0.29 | 0.51 | 0.08 | 1.694  |
| 2020 | 0.04 | 6.27 | 0.38 | 1.21  | 0.58 | 1.17  | 0.31  | 0.00 | 1.5  | 1.75 | 0.40 | 0.29 | 13.9   |
| 2021 | 0.84 | 0.17 | 0.42 | 0.73  | 0.92 | 1.9   | 1.36  | 1.26 | 1.17 | 0.64 | 0.95 | 0.79 | 11.15  |
| 2022 | *    | *    | *    | *     | *    | *     | *     | *    | *    | *    | *    | *    | 0      |
| 2023 | 0    | 0    | 0    | 0     | 0.73 | 0.55  | 1.35  | 3.70 | 0.95 | 0.15 | 0.00 | 0.00 | 7.43   |
| 2024 | 1.77 | 0.52 | 0    | 0.03  | 0    | 0.04  | 0.01  | 0.00 | 0    | 0.00 | 0.00 | 0.00 | 2.37   |
| 2025 | 0    | 0    | 0    | 0.04  | 0    | 0     | 0     | 0.00 | 0    | 0.00 | 0.00 | 0.00 | 0.04   |
| 2026 | 0    | 0    | 0    | 0     |      |       |       |      |      |      |      |      | 0      |

Note: Water Sold Report is always one month behind.  
\*no info available

**WATER CUTOFFS**

| YEAR | JAN | FEB | MAR | APR | MAY | JUN | JUL | AUG | SEP | OCT | NOV | DEC | TOTAL    |
|------|-----|-----|-----|-----|-----|-----|-----|-----|-----|-----|-----|-----|----------|
| 2012 |     | 227 | 231 | 299 | 198 | 270 | 216 | 274 | 219 | 504 | 293 | 408 | 3139     |
| 2013 | 280 | 309 | 321 | 438 | 267 | 362 | 267 | 315 | 236 | 254 | 362 | 291 | 3682     |
| 2014 | 343 | 360 | 433 | 239 | 353 | 185 | 363 | 399 | 288 | 373 | 484 | 307 | 4127     |
| 2015 | 397 | 254 | 252 | 355 | 256 | 273 | 299 | 303 | 266 | 307 |     |     | 535 3497 |
| 2016 | 414 | 440 | 298 | 297 | 360 | 239 | 345 | 163 | 177 | 212 | 240 | 172 | 3357     |
| 2017 | 268 | 210 | 265 | 279 | 158 | 231 | 170 | 195 | 166 | 228 | 221 | 177 | 2568     |
| 2018 | 241 | 301 | 120 | 139 | 235 | 153 | 227 | 152 | 206 | 216 | 368 | 199 | 2557     |
| 2019 | 257 | 270 | 334 | 143 | 238 | 147 | 222 | 251 | 235 | 256 | 341 | 217 | 2911     |
| 2020 | 172 | 172 | 235 | 0   | 0   | 0   | 0   | 0   | 0   | 643 | 0   | 0   | 1222     |
| 2021 | 0   | 0   | 0   | 428 | 341 | 255 | 0   | 0   | 0   | 0   | 0   | 0   | 1024     |
| 2022 | 0   | 0   | 797 | 324 | 394 | 345 | 457 | 285 | 276 | 0   | 0   | 0   | 2878     |
| 2023 | 506 | 275 | 291 | 318 | 305 | 277 | 319 | 232 | 223 | 248 | 0   | 0   | 2994     |
| 2024 | 372 | 306 | 296 | 286 | 209 | 193 | 265 | 198 | 212 | 222 | 185 | 230 | 2974     |
| 2025 | 329 | 310 | 295 | 0   | 232 | 0   | 349 | 281 | 229 | 261 | 230 | 265 | 2781     |
| 2026 | 308 | 295 | 190 | 202 |     |     |     |     |     |     |     |     | 995      |

**SHOOTING RANGE WELL  
WATER RIGHTS PUMPED  
ACRE FEET**

(3 Acre Ft. Available Per Year)

| YEAR | JAN   | FEB  | MAR  | APR  | MAY  | JUN  | JUL  | AUG   | SEP   | OCT   | NOV   | DEC   | TOTAL |
|------|-------|------|------|------|------|------|------|-------|-------|-------|-------|-------|-------|
| 2013 | 0.05  | 0.03 | 0.12 | 0.16 | 0.18 | 0.28 | 0.21 | 0.32  | 0.16  | 0.20  | 0.08  | 0.05  | 1.84  |
| 2014 | 0.07  | 0.10 | 0.16 | 0.10 | 0.13 | 0.29 | 0.34 | 0.31  | 0.17  | 0.18  | 0.11  | 0.10  | 2.06  |
| 2015 | 0.08  | 0.07 | 0.12 | 0.12 | 0.11 | 0.12 | 0.12 | 0.26  | 0.21  | 0.12  | 0.08  | 0.09  | 1.50  |
| 2016 | 0.07  | 0.08 | 0.10 | 0.07 | 0.10 | 0.22 | 0.16 | 0.09  | 0.04  | 0.04  | 0.037 | 0.031 | 1.04  |
| 2017 | 0.009 | 0.01 | 0.03 | 0.02 | 0.04 | 0.10 | 0.04 | 0.055 | 0.046 | 0.05  | 0.03  | 0.034 | 0.47  |
| 2018 | 0.04  | 0.02 | 0.04 | 0.02 | 0.02 | 0.03 | 0.02 | 0.03  | 0.025 | 0.025 | 0.034 | 0.058 | 0.37  |
| 2019 | 0.061 | 0.05 | 0.06 | 0.05 | 0.03 | 0.03 | 0.01 | 0.02  | 0.02  | 0.02  | 0.086 | 0.080 | 0.51  |
| 2020 | 0.003 | 0.00 | 0    | 0    | 0.00 | 0.00 | 0.05 | 0.06  | 0.06  | 0.043 | 0.043 | 0.000 | 0.26  |
| 2021 | 0     | 0    | 0    | 0    | 0.00 | 0.03 | 0.02 | 0.02  | 0.09  | 0.03  | 0.02  | 0.04  | 0.25  |
| 2022 | 0.01  | 0.01 | 0.02 | 0.02 | 0.02 | 0.01 | 0.2  | 0.01  | 0.02  | 0.02  | 0.02  | 0.02  | 0.38  |
| 2023 | 0.01  | 0.02 | 0.02 | 0.02 | 0.06 | 0.02 | 0.02 | 0.02  | 0.02  | 0.02  | 0.01  | 0.01  | 0.25  |
| 2024 | 0.02  | 0.02 | 0.02 | 0.02 | 0.02 | 0.02 | 0.02 | 0.04  | 0.03  | 0.04  | 0.04  | 0.03  | 0.32  |
| 2025 | 0.02  | 0.02 | 0.02 | 0.02 | 0.02 | 0.02 | 0.02 | 0.02  | 0.02  | 0.02  | 0.03  | 0.01  | 0.24  |
| 2026 | 0.01  | 0.02 | 0.02 | 0.02 |      |      |      |       |       |       |       |       | 0.07  |

**SUNSET GARDEN WELL  
WATER RIGHTS PUMPED  
ACRE FEET**

(28.2 Acre Ft. Available Per Year)

|      |        |      |      |      |      |      |      |      |      |      |       |      |       |
|------|--------|------|------|------|------|------|------|------|------|------|-------|------|-------|
| 2012 |        |      |      |      |      |      |      |      |      |      | 10.75 | 0    | 10.75 |
| 2013 | 0.00   | 0.00 | 0.00 | 1.51 | 4.53 | 4.47 | 2.98 | 5.09 | 1.73 | 0.51 | 0.00  | 0.00 | 20.82 |
| 2014 | 0.00   | 0.00 | 0.00 | 0.00 | 0.00 | 0.00 | 6.81 | 2.58 | 0.53 | 0.00 | 0.00  | 0.00 | 9.92  |
| 2015 | 0.00   | 0.00 | 0.07 | 2.68 | 2.84 | 1.93 | 1.13 | 2.72 | 4.71 | 1.47 | 2.17  | 0.26 | 19.98 |
| 2016 | 0.13   | 1.89 | 3.37 | 4.30 | 4.49 | 4.11 | 4.66 | 0.82 | 0.00 | 0.00 | 0.00  | 0.00 | 23.77 |
| 2017 | 0.00   | 0.00 | 2.60 | 3.92 | 3.87 | 3.63 | 4.18 | 2.97 | 0.33 | 0.00 | 0.00  | 1.38 | 22.88 |
| 2018 | 0.00   | 0.07 | 0.00 | 1.48 | 3.53 | 3.74 | 1.57 | 3.46 | 2.79 | 1.00 | 0.00  | 0.00 | 17.64 |
| 2019 | 0.00   | 0.00 | 0.04 | 2.56 | 4.36 | 4.57 | 2.72 | 4.60 | 3.06 | 1.04 | 0.28  | 0.00 | 23.23 |
| 2020 | 0.13   | 0.55 | 1.06 | 2.53 | 3.77 | 1.58 | 3.97 | 3.97 | 3.81 | 2.46 | 0.78  | 0.29 | 24.90 |
| 2021 | 0.0045 | 0.00 | 1.06 | 2.23 | 3.09 | 3.29 | 3.36 | 2.23 | 2.60 | 1.07 | 1.49  | 1.41 | 21.84 |
| 2022 | 0.03   | 0.00 | 0.31 | 1.88 | 3.20 | 3.74 | 3.45 | 2.60 | 2.30 | 0.64 | 0.47  | 0.70 | 19.32 |
| 2023 | 0.00   | 0.02 | 0.73 | 2.40 | 3.43 | 3.49 | 0.83 | 3.03 | 2.09 | 0.81 | 0.00  | 0.00 | 16.83 |
| 2024 | 0.31   | 1.04 | 1.20 | 1.64 | 3.48 | 2.63 | 3.42 | 3.34 | 1.33 | 1.21 | 0.41  | 0.21 | 20.22 |
| 2025 | 0.53   | 0.21 | 0.82 | 2.45 | 1.84 | 1.01 | 1.14 | 2.46 | 2.97 | 1.72 | 0.21  | 1.37 | 16.73 |
| 2026 | 0.00   | 0.00 | 0.00 | 0.29 |      |      |      |      |      |      |       |      | 0.29  |

**WOOD FARM WELLS**

1,000,000 325850  
\*1,000,000 /325850 Formula do not delete

|      |       |      |       |       |       |       |       |       |       |       |       |       |        |
|------|-------|------|-------|-------|-------|-------|-------|-------|-------|-------|-------|-------|--------|
| 2011 | 0.08  | 0.90 | 11.80 | 9.78  | 22.64 | 22.54 | 18.60 | 19.88 | 37.60 | 8.30  | 2.20  | 0.02  | 154.34 |
| 2012 | 0.00  | 4.81 | 9.11  | 11.16 | 11.79 | 18.76 | 10.00 | 11.69 | 15.24 | 1.89  | 0.05  | 0.64  | 95.13  |
| 2013 | 0.35  | 0.61 | 7.29  | 12.51 | 16.04 | 16.64 | 10.62 | 16.57 | 8.61  | 4.90  | 2.34  | 0.27  | 96.75  |
| 2014 | 1.36  | 1.79 | 6.64  | 10.62 | 16.04 | 22.07 | 21.01 | 13.50 | 3.31  | 4.42  | 0.12  | 0.25  | 101.13 |
| 2015 | 0.29  | 1.31 | 4.58  | 13.01 | 37.20 | 2.17  | 11.54 | 20.96 | 8.74  | 1.62  | 0.44  | 0.55  | 102.41 |
| 2016 | 0.27  | 2.67 | 14.42 | 13.03 | 22.09 | 30.57 | 33.17 | 15.94 | 8.18  | 15.31 | 1.38  | 1.44  | 158.47 |
| 2017 | 1.62  | 0.93 | 11.50 | 17.68 | 24.58 | 29.33 | 29.59 | 11.05 | 14.91 | 8.18  | 1.56  | 1.43  | 152.36 |
| 2018 | 5.02  | 3.40 | 12.61 | 15.47 | 26.22 | 28.31 | 27.69 | 24.12 | 34.65 | 5.79  | 11.50 | 1.96  | 196.74 |
| 2019 | 4.11  | 2.42 | 0.01  | 14.42 | 49.65 | 0.70  | 25.05 | 21.72 | 26.74 | 13.96 | 7.00  | 7.03  | 172.81 |
| 2020 | 1.14  | 3.17 | 12.31 | 28.72 | 29.58 | 30.38 | 32.01 | 27.83 | 27.48 | 11.13 | 10.67 | 5.49  | 219.91 |
| 2021 | 6.43  | 4.67 | 13.65 | 12.36 | 10.29 | 18.34 | 18.00 | 12.59 | 17.68 | 14.25 | 9.66  | 0.00  | 137.92 |
| 2022 | 1.30  | 2.77 | 10.51 | 18.12 | 17.91 | 21.45 | 25.31 | 19.20 | 11.97 | 11.94 | 10.19 | 5.43  | 156.10 |
| 2023 | 10.89 | 6.93 | 13.21 | 15.06 | 19.29 | 27.86 | 35.38 | 30.59 | 17.55 | 10.27 | 5.52  | 34.34 | 226.89 |
| 2024 | 4.29  | 7.87 | 10.12 | 14.43 | 25.54 | 24.23 | 22.29 | 26.53 | 18.45 | 19.86 | 13.03 | 6.83  | 193.47 |
| 2025 | 4.67  | 6.99 | 8.99  | 11.87 | 16.46 | 15.00 | 13.87 | 20.00 | 15.02 | 15.52 | 10.77 | 10.89 | 150.05 |
| 2026 | 8.25  | 4.79 | 9.32  | 12.78 |       |       |       |       |       |       |       |       | 35.14  |

**Water Department Summary**  
**Double Eagle Water System**  
**Apr-26**  
**Acre Ft.**

**Production Figures:**

**This Month**   **Previous Month**   **Year to Date**

Water:

|   |       |       |        |
|---|-------|-------|--------|
| Pumped from Double Eagle (Ac. Ft.)                              | 73.38 | 99.58 | 340.55 |
| Water Exported to Carlsbad Municipal System                     | 20.75 | 13.45 | 34.20  |
| Water delivered to "Paying Livestock Water" Customers (Ac. Ft.) | 0.83  | 1.56  | 3.34   |
| Water delivered to "Free Livestock Water" Customers (Ac. Ft.)   | 0.73  | 0.48  | 2.44   |
| Water sold to "Governmental Domestic Water" Customers (Ac. Ft.) | 0.29  | 0.27  | 0.89   |
| Water sold "Commercial Domestic Water" Customers (Ac. Ft.)      | 0.00  | 0.00  | 0.01   |
| Water sold to "Industrial Water" customers (Ac. Ft.)            | 3.94  | 5.21  | 18.19  |
| Water delivered to WIPP (Ac. Ft.)                               | 2.92  | 2.05  | 7.80   |
|   |       |       |        |

Wells:

|                                    |        |        |         |
|------------------------------------|--------|--------|---------|
| Wells in Operation                 | 18     | 18     |         |
| KWH consumed                       | 75,232 | 99,684 | 346,210 |
| Total No. of Wells                 | 23     | 23     |         |
| Ogallala Aquifer Level at Hudson 1 | 126.4' | 126'   |         |
| Tatum Aquifer Level                | 130.1' | 132'   |         |
| Meters in Service                  | 66     | 66     |         |


**Distribution Figures:**

Transmission Lines:

|   |   |   |    |
|---|---|---|----|
| Line Extension (feet)                       | 0 | 0 | 0  |
| Line Replacement (feet)                     | 0 | 0 | 5  |
| Leaks (Main Lines)                          | 2 | 4 | 14 |
| Number of Isolating Valves Operated         | 1 | 1 | 7  |
| Number of Pressure Reducing Valves Serviced | 0 | 0 | 8  |
| Number of Air Relief Valves Serviced        | 0 | 1 | 2  |
|   |   |   |    |

Remarks:

|  |
|--|
| Wells Down - C-3, AMB-1, AMB-3, CR-16, CR-17                     |
| * Not available  |
| ** No info available due to billing transitioning to new system. |

  
 Anthony Hernandez, Water Superintendent

## Double Eagle Well Operation Apr-26

| Well           | Status           | Water Production |                  |              |          | Power Consumption |                  |        | Motor Hours |          |           | Avg<br>GPM |
|----------------|------------------|------------------|------------------|--------------|----------|-------------------|------------------|--------|-------------|----------|-----------|------------|
|                |                  | Present<br>Read  | Previous<br>Read | Water Pumped |          | Present<br>Read   | Previous<br>Read | KWH    | Current     | Previous | Hours Run |            |
|                |                  |                  |                  | Gallons      | Acre Ft. |                   |                  |        |             |          |           |            |
| AMBASSADOR # 1 | Neptune/ Trident |                  |                  |              |          |                   |                  |        |             |          |           | off        |
| AMBASSADOR # 4 | Well Inoperable  |                  |                  |              |          |                   |                  |        |             |          |           |            |
| AMBASSADOR # 3 | Well Inoperable  |                  |                  |              |          | 14,274            | 14,080           | 194    | 3,648.6     | 3,648.6  | 0         | off        |
| C-11           | McCrometer       | 63,211,772       | 63,211,688       | 84           | 0.00     | 255,717           | 255,556          | 161    | 3,522.8     | 3,522.8  | 0         |            |
| C-10           | McCrometer       | 73,685,467       | 73,685,467       | 0            | 0.00     | 320,734           | 320,532          | 202    | 6,302.8     | 6,302.8  | 0         |            |
| C-6            | Mc Crometer      | 61,973,086       | 61,973,086       | 0            | 0.00     | 84,924            | 84,848           | 76     | 22,861.7    | 22,861.7 | 0         | 140        |
| CAPROCK # 19   | Mc Crometer Mag  | 43,848,958       | 43,848,958       | 0            | 0.00     | 62,495            | 62,432           | 63     | 23,210.9    | 23,210.9 | 0         | 25         |
| CAPROCK # 13   | Mc Crometer      | 259,391,718      | 254,874,009      | 4,517,709    | 13.86    | 550,313           | 539,862          | 10,451 | 40,631.4    | 39,936.1 | 695.3     | 140        |
| C-9            | McCrometer       | 80,618,366       | 80,062,903       | 555,463      | 1.70     | 264,390           | 263,069          | 1,321  | 10,688.4    | 10,488.4 | 200       |            |
| CAPROCK # 20   | Sensus/ Omni     | 45,098,599       | 42,084,732       | 3,013,867    | 9.25     | 94,598            | 88,454           | 6,144  | 17,120.5    | 16,803.8 | 316.7     | 150        |
| CAPROCK # 10   | Mc Crometer      | 18,578,902       | 18,578,902       | 0            | 0.00     | 68,540            | 68,451           | 89     | 941.3       | 941.3    | 0         | 90         |
| C-8            | McCrometer       | 84,519,422       | 84,065,286       | 454,136      | 1.39     | 260,429           | 257,280          | 3,149  | 8,243.1     | 8,103.0  | 140.1     |            |
| C-7            | McCrometer       | 47,806,073       | 47,468,941       | 337,132      | 1.03     | 176,201           | 175,005          | 1,196  | 7,759.4     | 7,596.4  | 163       |            |
| CAPROCK # 18   | Sensus/ Omni     | 32,062,452       | 30,410,438       | 1,652,014    | 5.07     | 122,342           | 118,801          | 3,541  | 720.6       | 481.9    | 238.7     | 90         |
| CAPROCK # 6    | Neptune/ Trident | 10,989,115       | 10,835,505       | 153,610      | 0.47     | 115,787           | 115,340          | 447    | 30,696.7    | 30,679.1 | 17.6      | 105        |
| CAPROCK # 4    | McCrometer       | 82,140,634       | 80,413,255       | 1,727,379    | 5.30     | 214,589           | 208,413          | 6,176  | 34,171.6    | 33,476.1 | 695.5     | 45         |
| CAPROCK # 1    | Mc Crometer      | 60,657,878       | 60,196,603       | 461,275      | 1.42     | 218,549           | 217,306          | 1,243  | 29,634.2    | 29,420.4 | 213.8     | 30         |
| Frontier # 2   | Mc Crometer      | 60,032,829       | 58,731,840       | 1,300,989    | 3.99     | 68,268            | 64,696           | 3,572  | 25,605.7    | 25,064.7 | 541       | 30         |
| Frontier # 1   | Sensus/ Omni     | 48,962,472       | 46,241,865       | 2,720,607    | 8.35     | 125,942           | 119,129          | 6,813  | 39,549.3    | 38,875.1 | 674.2     | 50         |
| FRONTIER # 3   | Mc Crometer      | 30,583,048       | 28,357,022       | 2,226,026    | 6.83     | 65,583            | 60,751           | 4,832  | 632.9       | 377.6    | 255.3     | 140        |
| C-2            | Mc Crometer      | 16,107,775       | 15,218,260       | 889,515      | 2.73     | 80,445            | 78,704           | 1,741  | 1,665.6     | 1,595.6  | 70        | 160        |
| HUDSON # 1     | Octave           | 62,333,497       | 62,333,238       | 259          | 0.00     | 342,380           | 342,192          | 188    | 18,580.0    | 18,555.1 | 24.9      | 130        |
| CAPROCK # 14   | Mc Crometer      | 88,019,176       | 88,019,176       | 0            | 0.00     | 19,284            | 19,284           | 0      | 13,589.3    | 13,589.3 | 0         | 110        |
| CAPROCK # 15A  | Mc Crometer      | 11,162,752       | 10,549,301       | 613,451      | 1.88     | 30,616            | 29,190           | 1,426  | 11,328.7    | 11,257.3 | 71.4      | 130        |
| CAPROCK # 21   | Mc Crometer      | 127,732,154      | 124,444,490      | 3,287,664    | 10.09    | 375,640           | 365,808          | 9,832  | 24,533.8    | 23,901.8 | 632       | 65         |
| C-1            | Mc Crometer      | 57,423,036       | 57,422,891       | 145          | 0.00     | 235,419           | 235,343          | 76     | 24,130.0    | 24,130.0 | 0         | 110        |
| CAPROCK # 2    | Well Inoperable  |                  |                  |              |          |                   |                  |        |             |          |           |            |
| CAPROCK # 3    | Well Inoperable  |                  |                  |              |          |                   |                  |        |             |          |           |            |
| CAPROCK # 5    | Well Inoperable  |                  |                  |              |          |                   |                  |        |             |          |           |            |
| C-5            | Well Inoperable  |                  |                  |              |          |                   |                  |        |             |          |           |            |
| C-4            | Mc Crometer      |                  |                  |              |          |                   |                  |        |             |          |           |            |
| C-3            | Mc Crometer      |                  |                  |              |          |                   |                  |        |             |          |           |            |
| CAPROCK # 17   | Mc Crometer      |                  |                  |              |          |                   |                  |        |             |          |           | 80         |
| CAPROCK # 16   | Mc Crometer      |                  |                  |              |          |                   |                  |        |             |          |           | off        |
| Boosters       |                  |                  | 0                | 0            | 0.00     | 614,586           | 602,316          | 12,270 | 10999.9     | 10,999.9 | 0         |            |
| 2 MG RESERVOIR |                  |                  |                  |              |          | 271               | 242              | 29     |             |          |           |            |
| Totals         |                  |                  |                  | 23,911,325   | 73.38    |                   |                  | 75,232 |             |          | 4,949.5   |            |

Meter Reads In Barrells  
 Ambassadors #1 & # 3 - Wells Inoperable  
 C-3, & Caprock #16 - Wells Inoperable  
 Meter Changed Out  
 Meter removed.

**DOUBLE EAGLE WATER SYSTEM  
WATER RIGHTS PUMPED  
ACRE FEET**

7648 Acre Ft. Available Per Year

| YEAR | JAN    | FEB    | MAR    | APR    | MAY    | JUN    | JUL    | AUG    | SEP    | OCT    | NOV    | DEC    | TOTAL    |
|------|--------|--------|--------|--------|--------|--------|--------|--------|--------|--------|--------|--------|----------|
| 2003 | 122.27 | 104.02 | 106.63 | 131.16 | 131.94 | 108.31 | 137.27 | 122.89 | 129.50 | 122.80 | 83.40  | 125.20 | 1,425.39 |
| 2004 | 94.10  | 99.14  | 108.96 | 88.59  | 85.29  | 104.91 | 80.47  | 96.62  | 108.99 | 99.07  | 84.00  | 132.98 | 1,183.12 |
| 2005 | 81.06  | 73.83  | 91.00  | 90.00  | 110.71 | 129.71 | 103.80 | 125.81 | 89.55  | 91.54  | 92.55  | 103.75 | 1,183.31 |
| 2006 | 99.66  | 92.01  | 109.29 | 75.35  | 137.85 | 132.18 | 86.22  | 98.53  | 96.51  | 96.88  | 103.45 | 82.69  | 1,210.62 |
| 2007 | 73.12  | 78.65  | 99.85  | 73.60  | 97.46  | 93.25  | 114.77 | 141.58 | 113.26 | 111.06 | 98.79  | 109.92 | 1,205.31 |
| 2008 | 108.28 | 117.41 | 93.89  | 110.54 | 91.87  | 107.59 | 103.60 | 134.80 | 114.37 | 126.79 | 119.45 | 139.80 | 1,368.39 |
| 2009 | 115.53 | 83.87  | 105.70 | 112.09 | 109.80 | 124.02 | 128.01 | 105.62 | 101.64 | 134.59 | 96.48  | 98.93  | 1,316.28 |
| 2010 | 98.23  | 113.03 | 134.55 | 139.75 | 121.56 | 152.79 | 139.33 | 180.08 | 160.27 | 158.58 | 167.75 | 151.88 | 1,717.80 |
| 2011 | 171.89 | 131.01 | 144.73 | 160.28 | 185.57 | 170.30 | 157.83 | 137.34 | 139.25 | 135.26 | 137.58 | 117.98 | 1,789.02 |
| 2012 | 112.77 | 108.16 | 110.15 | 110.62 | 111.76 | 186.92 | 141.80 | 163.02 | 72.61  | 134.45 | 161.72 | 175.64 | 1,589.62 |
| 2013 | 164.38 | 146.44 | 142.20 | 145.50 | 142.80 | 124.28 | 97.54  | 94.88  | 109.18 | 103.89 | 93.63  | 85.58  | 1,450.30 |
| 2014 | 85.93  | 86.42  | 87.69  | 97.98  | 125.16 | 108.77 | 144.13 | 120.58 | 98.47  | 114.24 | 102.38 | 107.72 | 1,279.47 |
| 2015 | 89.83  | 63.29  | 89.61  | 87.98  | 64.58  | 50.44  | 70.24  | 51.81  | 37.52  | 33.59  | 30.08  | 30.07  | 699.04   |
| 2016 | 30.64  | 38.22  | 36.18  | 26.75  | 28.85  | 34.75  | 32.22  | 33.35  | 23.61  | 26.72  | 29.06  | 31.03  | 371.38   |
| 2017 | 25.7   | 35.61  | 28.01  | 23.74  | 32.89  | 38.88  | 31.35  | 39.17  | 34.97  | 35.18  | 35.9   | 30.94  | 392.34   |
| 2018 | 40.13  | 23.75  | 34.02  | 35.14  | 39.33  | 42.3   | 31.46  | 43.72  | 38.41  | 37.23  | 35.01  | 31.7   | 432.20   |
| 2019 | 38.5   | 31.43  | 38.88  | 47.10  | 47.95  | 27.52  | 54.21  | 65.54  | 52.22  | 48.53  | 47.46  | 38.97  | 538.31   |
| 2020 | 33.11  | 23.96  | 37.75  | 38.84  | 68.02  | 54.59  | 77.21  | 59.61  | 62.09  | 51.36  | 93.76  | 34.66  | 634.96   |
| 2021 | 62.14  | 65.22  | 46.43  | 96.87  | 69.61  | 96.94  | 91.63  | 56.41  | 120.17 | 121.64 | 87.7   | 85.52  | 1,000.28 |
| 2022 | 68.37  | 81.29  | 92.93  | 110.89 | 112.75 | 115    | 78.14  | 79.49  | 131.9  | 119.22 | 93.76  | 138.36 | 1,222.10 |
| 2023 | 108.02 | 142.18 | 195.09 | 128.58 | 88.51  | 93.44  | 86.57  | 75.07  | 55.22  | 73.24  | 70.51  | 62.8   | 1,179.23 |
| 2024 | 66.48  | 43.37  | 49.18  | 69.18  | 51.52  | 63.67  | 62.94  | 123.19 | 98.03  | 100.9  | 77.15  | 58.82  | 864.43   |
| 2025 | 65.02  | 81.27  | 85.94  | 118.18 | 69.47  | 66.83  | 76.66  | 138.25 | 99.95  | 140.97 | 74.43  | 93.36  | 1,110.33 |
| 2026 | 96.99  | 70.60  | 99.58  | 73.38  |        |        |        |        |        |        |        |        | 340.55   |

**DOUBLE EAGLE WATER SYSTEM  
WATER SOLD/PROVIDED  
ACRE FEET**

| YEAR | JAN    | FEB    | MAR    | APR    | MAY    | JUN    | JUL    | AUG    | SEP    | OCT    | NOV    | DEC    | TOTAL  |
|------|--------|--------|--------|--------|--------|--------|--------|--------|--------|--------|--------|--------|--------|
| 2003 | 103.16 | 118.81 | 92.16  | 100.16 | 106.02 | 121.98 | 117.48 | 118.48 | 96.98  | 96.27  | 117.92 | 65.14  | 1,255  |
| 2004 | 77.06  | 132.54 | 98.28  | 113.37 | 95.77  | 156.29 | 95.71  | 102.28 | 75.52  | 133.76 | 82.88  | 78.70  | 1,242  |
| 2005 | 95.53  | 53.68  | 62.88  | 76.56  | 70.95  | 68.86  | 107.91 | 88.42  | 76.59  | 66.83  | 88.31  | 60.69  | 917    |
| 2006 | 68.06  | 68.09  | 64.04  | 74.07  | 54.60  | 73.13  | 70.56  | 65.77  | 63.28  | 71.94  | 70.15  | 67.72  | 811    |
| 2007 | 63.47  | 71.20  | 43.33  | 64.06  | 81.36  | 83.03  | 80.18  | 72.46  | 89.35  | 38.88  | 49.77  | 115.89 | 853    |
| 2008 | 73.31  | 54.99  | 170.85 | 58.17  | 113.89 | 87.58  | 112.17 | 93.30  | 54.07  | 113.46 | 87.57  | 0.00   | 1,019  |
| 2009 | 133.68 | 134.89 | 193.91 | 128.57 | 124.42 | 147.29 | 149.87 | 144.41 | 403.39 | 204.34 | 216.64 | 205.47 | 2,187  |
| 2010 | 166.20 | 147.23 | 156.74 | 206.90 | 262.81 | 159.74 | 235.21 | 209.27 | 261.26 | 289.04 | 249.98 | 202.71 | 2,547  |
| 2011 | 273.88 | 296.83 | 197.17 | 305.62 | 293.17 | 356.46 | 306.39 | 341.59 | 373.96 | 299.28 | 332.79 | 115.34 | 3,492  |
| 2012 | 70.53  | 108.07 | 365.95 | 127.64 | 147.59 | 169.53 | 110.81 | 151.82 | 168.33 | 94.88  | 158.73 | 145.76 | 1,820  |
| 2013 | 304.62 | 105.90 | 114.03 | 89.49  | 91.59  | 72.45  | 66.60  | 67.58  | 58.66  | 52.40  | 62.94  | 49.32  | 1,136  |
| 2014 | 60.02  | 54.78  | 73.24  | 66.94  | 80.62  | 76.05  | 68.73  | 80.55  | 75.86  | 58.67  | 67.36  | 63.32  | 826    |
| 2015 | 59.07  | 47.81  | 31.75  | 28.16  | 38.17  | 18.94  | 17.79  | 19.48  | 17.51  | 11.21  | 9.04   | 8.54   | 307    |
| 2016 | 11.61  | 8.13   | 9.02   | 7.07   | 5.58   | 4.20   | 7.95   | 6.37   | 7.11   | 4.21   | 3.57   | 3.61   | 78     |
| 2017 | 4.28   | 4.14   | 3.55   | 4.95   | 3.85   | 8.38   | 7.79   | 4.46   | 4.83   | 3.69   | 4.76   | 7.98   | 63     |
| 2018 | 6.59   | 9.34   | 3.65   | 6.59   | 7.74   | 7.76   | 11.90  | 10.94  | 10.64  | 4.89   | 8.53   | 4.29   | 93     |
| 2019 | 8.82   | 6.04   | 3.21   | 5.81   | 9.53   | 6.98   | 9.20   | 9.01   | 13.52  | 11.29  | 9.57   | 11.67  | 105    |
| 2020 | 8.15   | 8.88   | 6.63   | 7.80   | 8.57   | 11.79  | 12.75  | 11.66  | 9.38   | 8.64   | 8.64   | 11.87  | 115    |
| 2021 | 4.34   | 2.25   | 8.89   | 9.73   | 16.09  | 8.99   | 13.45  | 7.96   | 8.14   | 6.35   | 18.20  | 7.44   | 111.83 |
| 2022 | 4.86   | 4.86   | 7.35   | 8.99   | 11.39  | 11.67  | 13.44  | 12.63  | 11.79  | 7.41   | 8.69   | 5.88   | 108.96 |
| 2023 | 9.35   | 7.06   | 7.84   | 10.60  | 8.74   | 9.70   | 13.87  | 13.02  | 14.00  | 10.60  | 7.83   | 6.68   | 119.29 |
| 2024 | 6.61   | 6.90   | 6.47   | 5.51   | 8.12   | 10.96  | 12.28  | 13.17  | 12.51  | 11.93  | 11.20  | 7.97   | 113.63 |
| 2025 | 6.16   | 7.35   | 7.50   | 7.32   | 7.94   | 11.27  | 17.59  | 11.23  | 14.31  | 11.04  | 11.19  | 10.05  | 122.95 |
| 2026 | 6.97   | 7.95   | 8.27   | 10.74  |        |        |        |        |        |        |        |        | 33.93  |

Note: Free Stock Included

17

\*\* Number includes Paying Livestock/Free Livestock/Gov Domestic/Comm Domestic/Industrial/WIPP

# WASTEWATER TREATMENT PLANT REPORT

## April 2026

| <b>Wastewater:</b>                                       | <b>Current<br/>Month</b> | <b>Previous<br/>Month</b> | <b>Calendar<br/>Year to Date</b> |
|--|--------------------------|---------------------------|----------------------------------|
| Total Effluent Discharge to Pecos River (Acre Ft.)       | 157.27                   | 169.75                    | 691.69                           |
| Treated Reuse Delivered to Mun. Golf Course (Acre Ft.)   | 50.38                    | 43.78                     | 115.22                           |
| Treated Reuse Sold to Rockhouse Ranch (Acre Ft.)         | 0.00                     | 0.00                      | 48.21                            |
| WWTP Irrigation Meter (Acre Ft.)                         | 0.52                     | 0.20                      | 0.95                             |
| <b>Total Reuse Pumped</b>                                | <b>50.90</b>             | <b>43.98</b>              | <b>164.38</b>                    |
| After Hours Control Panel Alarms                         | 8.00                     | 0.00                      | 11.00                            |
| KWH Consumed <span style="float: right;">977x160=</span> | 181,420                  | 174560.00                 | 679,180.00                       |
| NPDES Permit Violations                                  | 0.00                     | 0.00                      | 0.00                             |
| Sodium Hypochloride for Reuse (Gallons)                  | 55.00                    | 50.00                     | 145.00                           |


| <b>Septage Disposal Report:</b>   | <b>Current<br/>Month</b> | <b>Previous<br/>Month</b> | <b>Calendar<br/>Year to Date</b> |
|---|--------------------------|---------------------------|----------------------------------|
| Total Number of Loads   | 233                      | 239.00                    | 782.00                           |
| Taxed Gallons <span style="float: right;">366476.5 x \$.10</span>                 | \$36,647.65              | 40,783.40                 | 123,154.45                       |
| Taxed Manifest Books / \$30.00 <span style="float: right;">5 x \$30.00</span>     | \$150.00                 | 150.00                    | 540.00                           |
| Subtotal  | \$36,797.65              | 40,933.40                 | 123,694.45                       |
| 5% Tax  | \$1,839.88               | 2,046.67                  | 6,184.73                         |
| Taxed Billing   | \$38,637.53              | 42,980.07                 | 129,879.18                       |
| Tax Exempt Gallons <span style="float: right;">15800 X .10</span>                 | \$1,580.00               | 2,757.50                  | 8,570.00                         |
| Tax Exempt Manifest Books / \$30.00 <span style="float: right;">1x \$30.00</span> | \$30.00                  |                           |                                  |
| Taxed Exempt Billing  | \$1,610.00               | 2,757.50                  | 8,600.00                         |
| Total Billing   | \$40,247.53              | 45,737.57                 | 138,479.18                       |

| <b>Biosolids:</b>                                  | <b>Current<br/>Month</b> | <b>Previous<br/>Month</b> | <b>Calendar<br/>Year to Date</b> |
|--|--------------------------|---------------------------|----------------------------------|
| Total Compost Produced (Cu. Yds.)                  | 432.00                   | 222.00                    | 654.00                           |
| Amount of Sludge Sent to Compost Operation (Gals.) | 239748.00                | 296322.00                 | 1,132,852.00                     |

| <b>Wastewater Discharge Characteristics:</b> | <b>Previous<br/>Month</b> | <b>Permit<br/>Limit</b> |
|--|---------------------------|-------------------------|
| Average Biochemical Oxygen Demand (Lbs./Day) | 79.74                     | 44.75                   |
| Average Total Suspended Solids (Lbs./Day)    | 44.19                     | 42.74                   |
| Average Flow (Million Gallons/Day)           | 1.67                      | 1.78                    |
| E.Coli (30 Day Avg.)                         | 9.58                      | 2.36                    |
|  |                           | 293.00                  |
|  |                           | 1,051.00                |
|  |                           | NA                      |
|  |                           | 126.00                  |

**Remarks:**

---

  
 Matthew E. Warner, WW Superintendent

# SEWER COLLECTIONS REPORT

## Apr 26

Calendar  
This Month   Previous Month   Year to Date


**Collection Lines:**

| <b>Total Mileage of Main Line in System</b> | <b>139</b> |       |        |
|---|------------|-------|--------|
| Line Extension (Ft.)                        | 0          | 0     | 0      |
| Line Replacement (Ft.)                      | 15         | 0     | 20     |
| Repairs on Main Lines                       | 1          | 1     | 4      |
| Main Line Stoppages                         | 1          | 3     | 12     |
| Number of Manholes and Cleanouts            | 0          | 0     | 0      |
| Manholes Flushed                            | 0          | 0     | 0      |
| Manholes Repaired                           | 1          | 0     | 3      |
| Customer Service Repairs                    | 1          | 0     | 1      |
| Customer Complaints, All Other              | 4          | 5     | 17     |
| Carlsbad Line Location Service              | 0          | 0     | 0      |
| Double Eagle Line Location Service          | 0          | 0     | 0      |
| Ft. Sewer Liner Cleaned/Rodded              | 5,080      | 5,615 | 23,095 |
| Sewer Tap Inspections                       | 0          | 0     | 0      |
| Total No. of Customer Services              | 0          | 0     | 0      |
| Total No. of New Cust. Services Installed   | 0          | 0     | 0      |

**Lift Stations:**

| <b>Total in Service</b>                   |        |        |        |
|---|--------|--------|--------|
| Number of After-Hour Control Panel Alarms | 9      | 11     | 65     |
| Number of Repairs                         | 0      | 1      | 1      |
| KWH Consumed, Primary Lift Station        | 6,240  | 34,720 | 84,480 |
| KWH Consumed, All Other Lift Stations     | 10,375 | 10,637 | 30,629 |

|  |  |
|--|--|
|  |  |
|  |  |
|  |  |
|  |  |

  
 \_\_\_\_\_  
 Anthony Hernandez, Water Superintendent  
 or William Anderson, WWC Supervisor  
 Page 19

**EFFLUENT DISCHARGE TO PECOS RIVER  
ACRE / FEET**

| YEAR | JAN    | FEB    | MAR    | APR    | MAY    | JUN    | JUL    | AUG    | SEP    | OCT    | NOV    | DEC    | TOTAL    |
|------|--------|--------|--------|--------|--------|--------|--------|--------|--------|--------|--------|--------|----------|
| 2000 | 275.31 | 248.42 | 260.88 | 233.80 | 316.16 | 282.37 | 276.77 | 278.69 | 311.94 | 258.03 | 349.52 | 325.73 | 3,417.62 |
| 2001 | 272.21 | 204.60 | 217.67 | 191.40 | 142.09 | 236.98 | 244.68 | 224.77 | 225.64 | 195.79 | 254.84 | 265.78 | 2,676.45 |
| 2002 | 266.35 | 232.01 | 263.62 | 256.99 | 225.81 | 190.74 | 250.02 | 214.79 | 206.30 | 244.07 | 207.28 | 239.84 | 2,797.82 |
| 2003 | 195.98 | 143.44 | 168.79 | 155.94 | 169.64 | 151.16 | 185.64 | 183.40 | 174.65 | 209.24 | 209.88 | 236.34 | 2,184.10 |
| 2004 | 232.32 | 213.56 | 223.88 | 291.51 | 274.82 | 213.81 | 209.05 | 186.17 | 199.53 | 241.73 | 280.59 | 208.26 | 2,775.23 |
| 2005 | 184.13 | 164.12 | 178.11 | 168.66 | 206.41 | 168.17 | 167.37 | 181.58 | 157.77 | 173.60 | 147.12 | 169.92 | 2,066.96 |
| 2006 | 141.87 | 127.02 | 172.99 | 140.40 | 140.92 | 169.70 | 174.86 | 188.76 | 197.39 | 185.97 | 178.88 | 182.23 | 2,000.99 |
| 2007 | 175.29 | 153.32 | 169.55 | 166.88 | 207.94 | 153.26 | 271.96 | 303.14 | 316.00 | 351.48 | 364.76 | 305.84 | 2,939.42 |
| 2008 | 259.44 | 239.22 | 252.53 | 246.40 | 228.69 | 180.08 | 206.35 | 210.09 | 240.35 | 261.89 | 258.89 | 171.21 | 2,755.14 |
| 2009 | 358.99 | 231.11 | 189.22 | 175.11 | 196.47 | 196.37 | 167.43 | 158.99 | 147.30 | 182.56 | 165.29 | 186.18 | 2,355.02 |
| 2010 | 179.80 | 164.40 | 171.85 | 172.47 | 136.28 | 138.37 | 220.04 | 174.07 | 196.08 | 190.49 | 192.02 | 181.35 | 2,117.22 |
| 2011 | 177.75 | 161.00 | 153.44 | 128.22 | 131.87 | 132.52 | 140.71 | 144.86 | 149.98 | 149.77 | 158.14 | 176.47 | 1,804.73 |
| 2012 | 177.26 | 133.35 | 158.96 | 132.17 | 197.54 | 139.17 | 163.09 | 149.43 | 143.97 | 124.39 | 140.86 | 183.20 | 1,843.39 |
| 2013 | 174.54 | 155.21 | 161.36 | 131.65 | 121.07 | 133.60 | 175.46 | 164.14 | 177.28 | 206.07 | 240.30 | 209.81 | 2,050.49 |
| 2014 | 210.63 | 150.47 | 156.04 | 153.06 | 160.67 | 157.52 | 218.21 | 280.09 | 284.34 | 255.76 | 244.57 | 224.53 | 2,495.89 |
| 2015 | 251.82 | 212.71 | 212.94 | 169.98 | 208.69 | 201.13 | 216.44 | 237.77 | 198.80 | 221.07 | 202.61 | 233.28 | 2,567.24 |
| 2016 | 250.84 | 215.81 | 203.86 | 199.36 | 220.94 | 213.33 | 202.97 | 238.61 | 251.05 | 230.03 | 217.11 | 202.17 | 2,646.08 |
| 2017 | 226.02 | 195.23 | 190.92 | 172.18 | 121.62 | 114.39 | 132.83 | 166.44 | 166.80 | 172.02 | 164.66 | 171.59 | 1,994.70 |
| 2018 | 180.72 | 134.33 | 132.78 | 116.31 | 115.83 | 119.59 | 129.91 | 152.77 | 160.73 | 184.72 | 166.96 | 175.48 | 1,770.13 |
| 2019 | 187.77 | 147.18 | 151.39 | 141.14 | 122.93 | 147.25 | 156.34 | 163.47 | 171.70 | 196.57 | 190.31 | 181.66 | 1,957.71 |
| 2020 | 171.87 | 152.55 | 144.74 | 108.70 | 129.17 | 128.14 | 127.36 | 133.91 | 137.49 | 147.44 | 150.85 | 168.11 | 1,700.33 |
| 2021 | 176.88 | 166.70 | 155.81 | 141.66 | 147.77 | 138.68 | 213.38 | 233.23 | 213.59 | 229.06 | 205.63 | 201.46 | 2,223.85 |
| 2022 | 215.85 | 180.58 | 165.29 | 88.93  | 133.36 | 132.40 | 154.29 | 155.42 | 159.82 | 200.87 | 194.49 | 193.65 | 1,974.95 |
| 2023 | 195.33 | 175.90 | 127.53 | 162.53 | 166.59 | 105.31 | 32.91  | 101.38 | 64.63  | 215.46 | 212.03 | 193.65 | 1,753.25 |
| 2024 | 72.18  | 28.76  | 55.80  | 93.47  | 16.25  | 40.56  | 161.56 | 151.24 | 187.60 | 214.54 | 240.34 | 244.17 | 1,506.47 |
| 2025 | 114.35 | 155.05 | 167.87 | 109.21 | 91.88  | 58.64  | 93.15  | 145.00 | 233.85 | 198.00 | 212.26 | 233.17 | 1,812.43 |
| 2026 | 186.04 | 178.63 | 169.50 | 157.27 |        |        |        |        |        |        |        |        | 691.44   |

**EFFLUENT REUSE  
ACRE / FEET**

| YEAR | JAN    | FEB    | MAR    | APR    | MAY    | JUN    | JUL    | AUG    | SEP    | OCT   | NOV   | DEC   | TOTAL  |
|------|--------|--------|--------|--------|--------|--------|--------|--------|--------|-------|-------|-------|--------|
| 2000 | 0.00   | 0.00   | 0.00   | 0.00   | 0.00   | 0.00   | 0.00   | 0.00   | 0.00   | 0.00  | 0.00  | 0.00  | 0.00   |
| 2001 | 0.00   | 0.00   | 0.00   | 0.00   | 0.00   | 0.00   | 0.00   | 0.00   | 0.00   | 0.00  | 0.00  | 0.00  | 0.00   |
| 2002 | 0.00   | 0.00   | 0.00   | 0.00   | 0.00   | 0.00   | 0.00   | 0.00   | 0.00   | 0.00  | 0.00  | 0.00  | 0.00   |
| 2003 | 0.00   | 0.00   | 0.00   | 0.00   | 0.00   | 0.00   | 0.00   | 0.00   | 0.00   | 0.00  | 0.00  | 0.00  | 0.00   |
| 2004 | 18.94  | 15.45  | 17.52  | 25.36  | 40.46  | 43.55  | 50.58  | 38.81  | 31.31  | 20.14 | 7.82  | 8.08  | 318.02 |
| 2005 | 6.96   | 5.99   | 14.35  | 35.49  | 31.91  | 43.54  | 45.14  | 30.45  | 37.52  | 25.95 | 25.12 | 20.74 | 323.16 |
| 2006 | 22.68  | 22.17  | 23.21  | 37.40  | 49.95  | 99.47  | 207.81 | 72.92  | 23.20  | 34.28 | 20.50 | 17.75 | 631.34 |
| 2007 | 13.63  | 13.91  | 24.14  | 31.79  | 27.52  | 49.34  | 36.59  | 38.53  | 32.68  | 25.42 | 12.77 | 13.64 | 319.96 |
| 2008 | 15.06  | 20.54  | 21.83  | 41.29  | 46.49  | 48.50  | 35.56  | 40.95  | 22.85  | 38.63 | 26.92 | 7.18  | 365.80 |
| 2009 | 16.77  | 20.71  | 26.54  | 40.51  | 39.84  | 41.08  | 44.08  | 51.38  | 49.33  | 43.70 | 27.62 | 11.71 | 413.27 |
| 2010 | 16.58  | 8.89   | 23.08  | 31.79  | 62.07  | 61.63  | 15.10  | 49.33  | 28.02  | 29.55 | 21.36 | 18.51 | 365.91 |
| 2011 | 14.69  | 8.13   | 38.05  | 54.54  | 56.44  | 52.72  | 55.45  | 50.42  | 49.73  | 44.67 | 23.78 | 7.38  | 456.00 |
| 2012 | 5.82   | 10.40  | 24.91  | 46.25  | 37.18  | 50.67  | 42.51  | 59.86  | 50.03  | 26.67 | 15.56 | 8.15  | 378.01 |
| 2013 | 8.68   | 7.48   | 21.68  | 38.81  | 58.76  | 53.68  | 37.15  | 36.50  | 21.42  | 29.52 | 12.20 | 14.36 | 340.24 |
| 2014 | 19.88  | 23.44  | 34.05  | 32.20  | 47.27  | 54.26  | 67.18  | 45.85  | 21.00  | 32.05 | 19.69 | 28.04 | 424.91 |
| 2015 | 7.33   | 13.31  | 21.93  | 47.89  | 49.49  | 75.50  | 63.51  | 46.70  | 44.23  | 16.48 | 17.41 | 12.08 | 415.86 |
| 2016 | 7.43   | 17.65  | 41.85  | 42.00  | 37.41  | 34.82  | 53.26  | 35.94  | 29.90  | 29.75 | 21.56 | 18.97 | 370.54 |
| 2017 | 10.85  | 15.78  | 32.93  | 38.92  | 58.76  | 70.39  | 69.88  | 42.35  | 41.26  | 32.46 | 17.40 | 10.48 | 441.46 |
| 2018 | 25.29  | 45.73  | 62.15  | 81.04  | 88.81  | 83.84  | 93.81  | 74.15  | 55.54  | 42.74 | 34.22 | 15.62 | 702.94 |
| 2019 | 18.09  | 35.37  | 50.54  | 63.17  | 87.76  | 78.14  | 89.60  | 85.06  | 68.66  | 48.29 | 26.89 | 27.94 | 679.51 |
| 2020 | 28.16  | 29.07  | 40.67  | 66.70  | 70.90  | 67.84  | 77.07  | 74.77  | 58.73  | 42.58 | 23.60 | 10.88 | 590.97 |
| 2021 | 7.76   | 6.75   | 44.46  | 41.16  | 47.64  | 63.50  | 37.20  | 40.37  | 10.15  | 33.27 | 30.33 | 13.21 | 375.80 |
| 2022 | 6.81   | 14.04  | 38.29  | 48.19  | 67.72  | 82.38  | 70.77  | 77.47  | 75.39  | 27.51 | 15.31 | 14.71 | 538.59 |
| 2023 | 12.63  | 10.61  | 83.36  | 56.85  | 58.04  | 127.63 | 177.03 | 111.88 | 140.74 | 1.90  | 29.15 | 29.41 | 839.23 |
| 2024 | 76.73  | 133.77 | 117.15 | 76.28  | 191.34 | 168.34 | 60.29  | 72.52  | 38.05  | 28.83 | 17.83 | 2.39  | 983.52 |
| 2025 | 102.73 | 54.99  | 63.55  | 115.15 | 157.26 | 99.42  | 58.32  | 76.66  | 36.55  | 40.04 | 18.26 | 13.51 | 836.44 |
| 2026 | 51.98  | 17.52  | 43.98  | 50.9   |        |        |        |        |        |       |       |       | 164.38 |

**City of Carlsbad, NM**  
**Financial Reports – Water & Sewer Fund**

**FY26-09**

**For: July 2025 – March 2026**

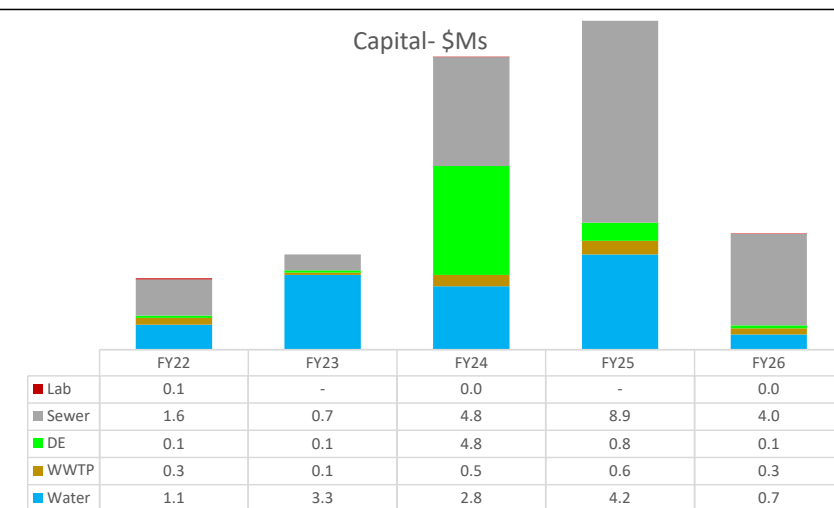
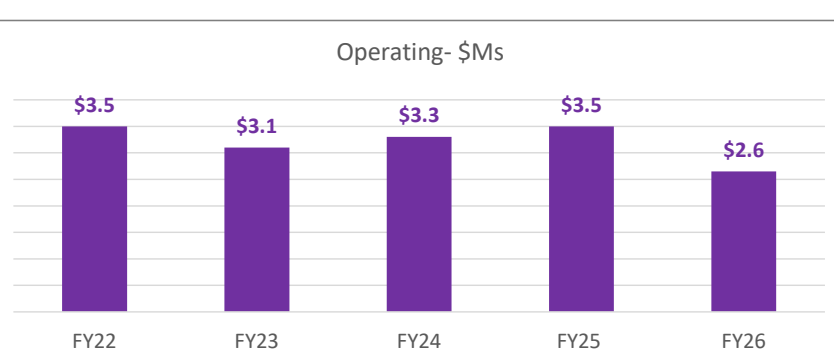
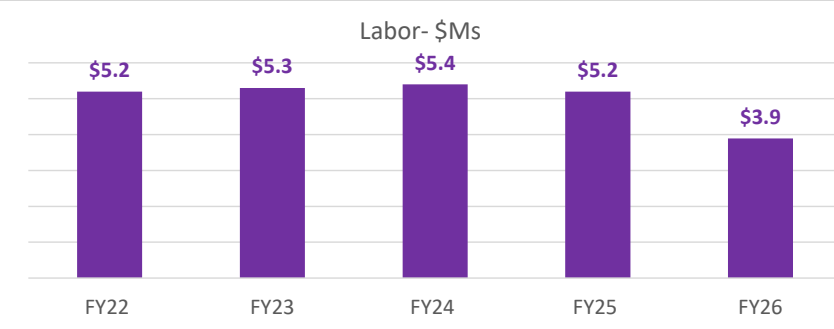
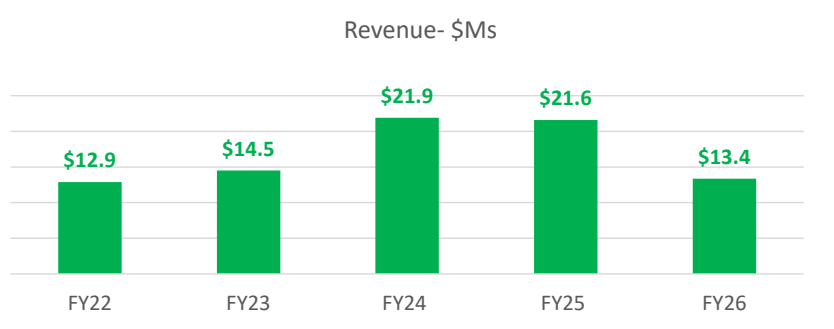
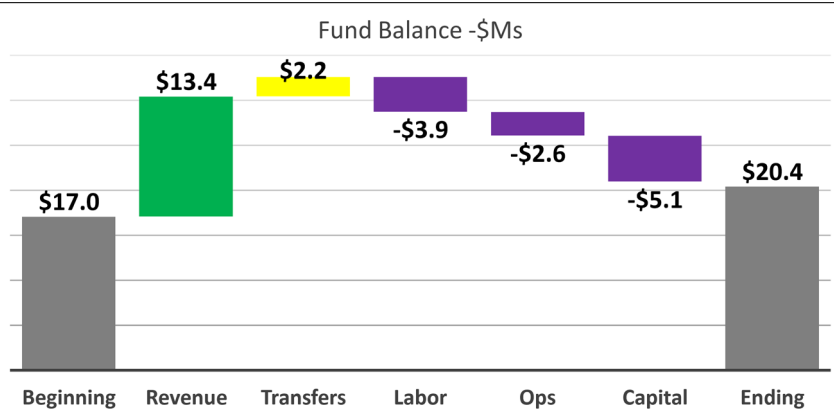
# Table of Contents

- 1. Scorecard**
- 2. Project Central**
- 3. YTD Budget Report**
- 4. Check Register for Current Period ONLY**

# 1. Scorecard

# Water & Sewer Fund

# FY26-09 March



| Revenue-\$            |            |            |              |
|-----------------------|------------|------------|--------------|
| Category              | Actual     | Adj Bud    | Fav(Unfav)   |
| City Water            | 5,473,652  | 5,550,000  | (76,348)     |
| Sewer Services        | 5,140,989  | 4,500,000  | 640,989      |
| Septage Services      | 285,192    | 262,500    | 22,692       |
| Effluent              | 342,720    | 255,750    | 86,970       |
| Misc. Revenues        | 431,649    | 1,729,500  | (1,297,851)  |
| Double Eagle Water    | 973,738    | 825,000    | 148,738      |
| Late & Reconnect Fees | 299,352    | 289,875    | 9,477        |
| Grants/Loans          | 414,946    | 23,593,215 | (23,178,269) |
|                       | 13,362,237 | 37,005,840 | (23,643,603) |

| Labor-\$           |           |           |            |
|--------------------|-----------|-----------|------------|
| Category           | Actual    | Adj Bud   | Fav(Unfav) |
| Direct Labor       | 2,719,956 | 3,071,982 | 352,026    |
| Assoc Payroll (AP) | 1,172,410 | 1,491,382 | 318,973    |
|                    | 3,892,366 | 4,563,364 | 670,999    |

| Operations-\$       |           |           |            |
|---------------------|-----------|-----------|------------|
| Category            | Actual    | Adj Bud   | Fav(Unfav) |
| Contract /Prof Fees | 360,098   | 360,019   | (79)       |
| Utilities           | 775,801   | 783,767   | 7,966      |
| Line Maint & Repair | 535,996   | 764,445   | 228,450    |
| Materials & Sup     | 374,934   | 541,606   | 166,672    |
| Equip Maint /Repair | 384,280   | 601,310   | 217,031    |
| Vehicle (Gas)       | 102,769   | 133,842   | 31,073     |
| All Other           | 114,565   | 125,455   | 10,890     |
|                     | 2,648,442 | 3,310,443 | 662,002    |

| Debt Service-\$    |            |            |
|--------------------|------------|------------|
| Loan               | Current FY | Balance    |
| SD Water Reservoir | 203,159    | 4,079,655  |
| DE to Tatum        | 1,023,848  | 16,480,414 |
| Treatment Plant    | 1,090,387  | 12,995,247 |
|                    | 2,317,394  | 33,555,316 |

| Capital-\$        |           |            |            |
|-------------------|-----------|------------|------------|
| Category          | Actual    | Adj Bud    | Fav(Unfav) |
| Water             | 674,229   | 18,563,331 | 17,889,103 |
| Waste Water       | 264,479   | 2,089,183  | 1,824,704  |
| Double Eagle      | 130,432   | 15,473,953 | 15,343,521 |
| Collection System | 4,030,851 | 6,765,216  | 2,734,365  |
| Lab/Environmental | 18,917    | 41,250     | 22,333     |
|                   | 5,118,907 | 42,932,933 | 37,814,026 |

| Income Statement-\$ |             |       |
|---------------------|-------------|-------|
| Category            | Amount      | Notes |
| Revenue             | 13,362,237  |       |
| Transfers           | 2,191,751   |       |
| Less Labor/Ops      | (6,540,807) |       |
| Operating Income    | 9,013,181   |       |
| Less Capital Invest | (5,118,907) |       |
| Net Income (Loss)   | 3,894,274   |       |

## 2. Project Central

| Department | Dept Name   | Project Code | Description                         | Project Type | Revised Budget | Actuals      | Project Balance | Encumbrances | Requisitions |
|------------|-------------|--------------|-------------------------------------|--------------|----------------|--------------|-----------------|--------------|--------------|
| 700        | Water       | 100796       | FY23-Tatum Well Field Improvements  | CAPC         | 457,055.58     | 413,363.88   | 43,691.70       | 0.00         | 0.00         |
| 700        | Water       | 100798       | FY23-Water Security System          | CAPC         | 20,000.00      | 3,496.18     | 16,503.82       | 0.00         | 0.00         |
| 700        | Water       | 100953       | FY24-Lead Service Line Inventory    | CAP          | 150,000.00     | 46,668.73    | 103,331.27      | 102,235.55   | 0.00         |
| 700        | Water       | 100956       | FY24-Annual Water Line Upgrades     | CAP          | 341,948.20     | 299,947.29   | 42,000.91       | 0.00         | 0.00         |
| 700        | Water       | 101029       | FY24-Rose Street                    | CAP          | 54,167.03      | 230.90       | 53,936.13       | 53,936.13    | 0.00         |
| 700        | Water       | 101045       | FY24-Old Cavern Hwy Sewer           | CAP          | 1,397,393.57   | 1,200,000.00 | 197,393.57      | 0.00         | 0.00         |
| 700        | Water       | 101052       | FY24-Meter Reading System GRANT     | CAP          | 500,000.00     | 339,614.46   | 160,385.54      | 0.00         | 0.00         |
| 700        | Water       | 101226       | FY25-Annual Valve Installation      | CAPC         | 100,000.00     | 96,395.91    | 3,604.09        | 0.00         | 0.00         |
| 700        | Water       | 101227       | FY25-Annual Well Rehab              | CAP          | 400,000.00     | 45,101.47    | 354,898.53      | 5,000.00     | 0.00         |
| 700        | Water       | 101228       | FY25-Reservoir 1 Roof Repair        | CAP          | 100,000.00     | 0.00         | 100,000.00      | 0.00         | 0.00         |
| 700        | Water       | 101229       | FY25-Rose St Interconnect Pipeline  | CAPC         | 1,900,000.00   | 1,748,218.88 | 151,781.12      | 0.00         | 0.00         |
| 700        | Water       | 101230       | FY25-Reservoir 2 Roof Repair        | CAP          | 500,000.00     | 0.00         | 500,000.00      | 0.00         | 0.00         |
| 700        | Water       | 101231       | FY25-East Greene St                 | CAP          | 1,800,000.00   | 322,211.09   | 1,477,788.91    | 48,203.22    | 0.00         |
| 700        | Water       | 101232       | FY25-Trench Box                     | CAP          | 250,000.00     | 4,599.00     | 245,401.00      | 0.00         | 0.00         |
| 700        | Water       | 101233       | FY25-Sheep's Draw Generator GRANT   | CAP          | 700,000.00     | 0.00         | 700,000.00      | 270,417.01   | 0.00         |
| 700        | Water       | 101355       | FY25-Canal St Bridge Repairs        | CAP          | 141,000.00     | 101,176.66   | 39,823.34       | 0.00         | 0.00         |
| 700        | Water       | 101471       | FY26-Dark Canyon Waterline Crossing | CAP          | 2,000,000.00   | 0.00         | 2,000,000.00    | 0.00         | 0.00         |
| 700        | Water       | 101472       | FY26-Generators Sheep Draw          | CAP          | 750,000.00     | 0.00         | 750,000.00      | 0.00         | 0.00         |
| 700        | Water       | 101473       | FY26-East Greene Waterline          | CAP          | 4,303,000.00   | 7,654.41     | 4,295,345.59    | 0.00         | 0.00         |
| 700        | Water       | 101474       | FY26-Warehouse Re-Roof              | CAP          | 200,000.00     | 137,171.40   | 62,828.60       | 0.00         | 0.00         |
| 700        | Water       | 101475       | FY26-Lead Service Line Replacements | CAP          | 500,000.00     | 5,606.48     | 494,393.52      | 0.00         | 0.00         |
| 700        | Water       | 101476       | FY26-Annual Water Wellfield Upgrade | CAP          | 100,000.00     | 0.00         | 100,000.00      | 0.00         | 0.00         |
| 700        | Water       | 101477       | FY26-Annual Water Services          | CAP          | 207,835.29     | 109,090.00   | 98,745.29       | 22,577.15    | 0.00         |
| 700        | Water       | 101478       | FY26-Annual Mainline Extension      | CAP          | 100,000.00     | 0.00         | 100,000.00      | 0.00         | 0.00         |
| 700        | Water       | 101479       | FY26-Annual Engineering             | CAP          | 86,644.63      | 36,621.96    | 50,022.67       | 18,668.08    | 0.00         |
| 700        | Water       | 101480       | FY26-Sheep's Draw Tank 5 LOAN       | CAP          | 3,958,431.00   | 0.00         | 3,958,431.00    | 0.00         | 0.00         |
| 700        | Water       | 101601       | FY26-Sheep's Draw Tank 5 GRANT      | CAP          | 3,958,431.00   | 0.00         | 3,958,431.00    | 0.00         | 0.00         |
| 700        | Water       | 101602       | FY26-Sheep's Draw Tank 5 CITY       | CAP          | 1,583,138.00   | 0.00         | 1,583,138.00    | 0.00         | 0.00         |
| 700        | Water       | 101608       | FY26-Mckittrick Waterline           | CAP          | 1,500,000.00   | 0.00         | 1,500,000.00    | 804,621.52   | 0.00         |
| 700        | Water       | 101617       | FY26-Kircher Housing Infrastructure | CAP          | 2,000,000.00   | 0.00         | 2,000,000.00    | 0.00         | 0.00         |
| 701        | Waste Water | 100562       | FY22-Final Clarifier                | CAP          | 185,155.91     | 164,305.62   | 20,850.29       | 20,591.72    | 0.00         |
| 701        | Waste Water | 100565       | FY22-UV Redundancy                  | CAPC         | 100,000.00     | 45,650.33    | 54,349.67       | 0.00         | 0.00         |
| 701        | Waste Water | 100800       | FY23-Digester                       | CAP          | 500,000.00     | 145,754.79   | 354,245.21      | 209,108.27   | 0.00         |
| 701        | Waste Water | 100961       | FY24-Variable Frequency Drive       | CAP          | 321,565.00     | 302,657.71   | 18,907.29       | 2,890.64     | 0.00         |

| Department | Dept Name         | Project Code | Description                         | Project Type | Revised Budget | Actuals      | Project Balance | Encumbrances | Requisitions |
|------------|-------------------|--------------|-------------------------------------|--------------|----------------|--------------|-----------------|--------------|--------------|
| 701        | Waste Water       | 100964       | FY24-Annual Engineering             | CAP          | 40,000.00      | 21,163.85    | 18,836.15       | 0.00         | 0.00         |
| 701        | Waste Water       | 101234       | FY25-Second Bank UV                 | CAP          | 1,305,000.00   | 222,263.76   | 1,082,736.24    | 485,185.00   | 0.00         |
| 701        | Waste Water       | 101481       | FY26-Plant Operations Vehicles      | CAP          | 30,000.00      | 28,826.94    | 1,173.06        | 0.00         | 0.00         |
| 701        | Waste Water       | 101482       | FY26-Final Clarifier Cover          | CAP          | 250,000.00     | 0.00         | 250,000.00      | 0.00         | 0.00         |
| 701        | Waste Water       | 101483       | FY26-Asphalt Rehab                  | CAP          | 720,000.00     | 0.00         | 720,000.00      | 713,986.07   | 0.00         |
| 702        | Double Eagle      | 100965       | FY24-Well Rehab                     | CAPC         | 200,000.00     | 200,000.00   | 0.00            | 0.00         | 0.00         |
| 702        | Double Eagle      | 101239       | FY25-DE Waterline Replacement GRANT | CAP          | 1,000,000.00   | 0.00         | 1,000,000.00    | 0.00         | 0.00         |
| 702        | Double Eagle      | 101339       | FY25-Tatum Waterline PER            | CAP          | 300,000.00     | 40,218.39    | 259,781.61      | 19,535.01    | 0.00         |
| 702        | Double Eagle      | 101484       | FY26-Annual DE Waterline Upgrades   | CAP          | 100,000.00     | 58,346.00    | 41,654.00       | 0.00         | 0.00         |
| 702        | Double Eagle      | 101485       | FY26-Annual DE Wellfield Upgrades   | CAP          | 100,000.00     | 1,145.25     | 98,854.75       | 28,615.61    | 0.00         |
| 702        | Double Eagle      | 101486       | FY26-Tatum/DE Waterline LOAN        | CAP          | 15,990,711.00  | 0.00         | 15,990,711.00   | 0.00         | 0.00         |
| 702        | Double Eagle      | 101487       | FY26-Tatum/DE Waterline Conn GRANT  | CAP          | 1,050,000.00   | 0.00         | 1,050,000.00    | 0.00         | 0.00         |
| 702        | Double Eagle      | 101563       | FY26-DE Waterline EPA FED Grant     | CAP          | 959,752.00     | 0.00         | 959,752.00      | 0.00         | 0.00         |
| 702        | Double Eagle      | 101572       | FY25-Altitude Valves (2)            | CAPC         | 10,716.46      | 10,710.46    | 6.00            | 0.00         | 0.00         |
| 702        | Double Eagle      | 101600       | FY26-Tatum/DE Waterline GRANT       | CAP          | 1,102,173.00   | 0.00         | 1,102,173.00    | 0.00         | 0.00         |
| 703        | Collection System | 100573       | FY22-Primary Lift Station           | CAP          | 300,000.00     | 161,712.14   | 138,287.86      | 37,243.74    | 0.00         |
| 703        | Collection System | 100969       | FY24-Stevens Street Sewer           | CAPC         | 16,993.64      | 16,993.64    | 0.00            | 0.00         | 0.00         |
| 703        | Collection System | 100970       | FY24-Belva Lift Station Upgrade     | CAP          | 509,570.63     | 126,313.32   | 383,257.31      | 0.00         | 0.00         |
| 703        | Collection System | 101053       | FY24-Natl Pks Hwy Sewer Const GRANT | CAPC         | 910,000.00     | 910,000.00   | 0.00            | -25,624.70   | 0.00         |
| 703        | Collection System | 101054       | FY24-Wet Well Construction GRANT    | CAP          | 1,000,000.00   | 614,094.55   | 385,905.45      | 0.00         | 0.00         |
| 703        | Collection System | 101243       | FY25-Stevens St Sewer Reroute       | CAPC         | 436,329.73     | 436,329.73   | 0.00            | 0.00         | 0.00         |
| 703        | Collection System | 101245       | FY25-Annual Sewer Line Upgrades     | CAPC         | 43,280.51      | 43,280.51    | 0.00            | 0.00         | 0.00         |
| 703        | Collection System | 101307       | FY25-Natl Pks Hwy Sewer Ext         | CAP          | 5,200,000.00   | 4,831,522.90 | 368,477.10      | 331,315.10   | 0.00         |
| 703        | Collection System | 101308       | FY25-Primary Lift Station VFD       | CAP          | 300,000.00     | 10,685.34    | 289,314.66      | 0.00         | 0.00         |
| 703        | Collection System | 101309       | FY25-Calloway Drive Sewer Ext       | CAP          | 800,000.00     | 702,245.26   | 97,754.74       | 64,964.48    | 0.00         |
| 703        | Collection System | 101488       | FY26-Air Compressor/Jack Hammer     | CAPC         | 40,000.00      | 31,855.70    | 8,144.30        | 0.00         | 0.00         |
| 703        | Collection System | 101489       | FY26-Sewer Camera                   | CAPC         | 148,300.20     | 148,300.20   | 0.00            | 0.00         | 0.00         |
| 703        | Collection System | 101490       | FY26-Sewer Line Upgrade             | CAP          | 625,000.00     | 45,032.40    | 579,967.60      | 53,583.79    | 0.00         |
| 703        | Collection System | 101491       | FY26-Annual Pump Repair             | CAP          | 100,000.00     | 0.00         | 100,000.00      | 0.00         | 0.00         |
| 703        | Collection System | 101492       | FY26-Annual Sewer Line Extension    | CAP          | 100,000.00     | 0.00         | 100,000.00      | 0.00         | 0.00         |
| 703        | Collection System | 101493       | FY26-Annual Engineering             | CAP          | 100,000.00     | 28,996.38    | 71,003.62       | 18,668.07    | 0.00         |
| 703        | Collection System | 101494       | FY26-Annual Sewer Line Upgrades     | CAP          | 275,095.92     | 99,341.12    | 175,754.80      | 0.00         | 0.00         |
| 703        | Collection System | 101495       | FY26-Annual Manhole Rehab           | CAP          | 100,000.00     | 58,074.28    | 41,925.72       | 0.00         | 0.00         |
| 703        | Collection System | 101604       | FY26-Flumes Subdivision Lift Statio | CAP          | 400,000.00     | 0.00         | 400,000.00      | 0.00         | 0.00         |

| Department | Dept Name                  | Project Code | Description                    | Project Type | Revised Budget       | Actuals              | Project Balance      | Encumbrances        | Requisitions |
|------------|----------------------------|--------------|--------------------------------|--------------|----------------------|----------------------|----------------------|---------------------|--------------|
| 703        | Collection System          | 101605       | FY26-Primary Lift St Repairs   | CAP          | 1,000,000.00         | 108,558.90           | 891,441.10           | 765,641.10          | 0.00         |
| 704        | Lab Environmental Services | 101496       | FY26-Sampling Equipment        | CAP          | 30,000.00            | 0.00                 | 30,000.00            | 18,917.00           | 0.00         |
| 704        | Lab Environmental Services | 101497       | FY26-Replacement Lab Equipment | CAP          | 25,000.00            | 0.00                 | 25,000.00            | 0.00                | 0.00         |
|            |                            |              |                                |              | <u>66,783,688.30</u> | <u>14,531,548.17</u> | <u>52,252,140.13</u> | <u>4,070,279.56</u> | <u>0.00</u>  |

### **3. YTD Budget Report**

YEAR-TO-DATE BUDGET REPORT

| FOR 2026 09                    |                  |                    |                   |                    |                       |              |                       |              |
|--------------------------------|------------------|--------------------|-------------------|--------------------|-----------------------|--------------|-----------------------|--------------|
| ACCOUNTS FOR:                  |                  | ORIGINAL           | TRANFRS/          | REVISED            |                       |              | AVAILABLE             | PCT          |
| 700                            | Water & Sewer    | APPROP             | ADJSTMNTS         | BUDGET             | YTD ACTUAL            | ENCUMBRANCES | BUDGET                | USE/COL      |
| <b>700 Water &amp; Sewer</b>   |                  |                    |                   |                    |                       |              |                       |              |
| 700                            | 33006 Fees-Late  | -260,000           | 0                 | -260,000           | -182,411.00           | .00          | -77,589.00            | 70.2%*       |
| 700                            | 33008 Fees-Lien  | -1,000             | 0                 | -1,000             | -236.07               | .00          | -763.93               | 23.6%*       |
| 700                            | 33011 Fees-NSF   | -1,500             | 0                 | -1,500             | -2,176.08             | .00          | 676.08                | 145.1%       |
| 700                            | 33020 W&S Recon  | -125,000           | 0                 | -125,000           | -114,765.28           | .00          | -10,234.72            | 91.8%*       |
| 700                            | 33021 W&S Tap Fe | -260,000           | 0                 | -260,000           | -221,378.86           | .00          | -38,621.14            | 85.1%*       |
| 700                            | 34200 Septage    | -350,000           | 0                 | -350,000           | -285,191.58           | .00          | -64,808.42            | 81.5%*       |
| 700                            | 34210 Effluent   | -341,000           | 0                 | -341,000           | -342,720.04           | .00          | 1,720.04              | 100.5%       |
| 700                            | 34220 Services-C | -7,400,000         | 0                 | -7,400,000         | -5,443,593.61         | .00          | -1,956,406.39         | 73.6%*       |
| 700                            | 34230 Services-L | 0                  | 0                 | 0                  | -30,058.06            | .00          | 30,058.06             | 100.0%       |
| 700                            | 34240 Services-D | -1,100,000         | 0                 | -1,100,000         | -973,737.87           | .00          | -126,262.13           | 88.5%*       |
| 700                            | 34250 Services-S | -6,000,000         | 0                 | -6,000,000         | -5,140,989.16         | .00          | -859,010.84           | 85.7%*       |
| 700                            | 34260 W&S Analys | -45,000            | 0                 | -45,000            | -38,648.08            | .00          | -6,351.92             | 85.9%*       |
| 700                            | 36000 CD Interes | 0                  | 0                 | 0                  | -22,649.25            | .00          | 22,649.25             | 100.0%       |
| 700                            | 36040 Interest-M | 0                  | 0                 | 0                  | -117,515.48           | .00          | 117,515.48            | 100.0%       |
| 700                            | 37190 State-NMED | -25,009,746        | 0                 | -25,009,746        | .00                   | .00          | -25,009,746.00        | .0%*         |
| 700                            | 37191 State-NMED | 0                  | 0                 | 0                  | -414,945.95           | .00          | 414,945.95            | 100.0%       |
| 700                            | 37199 State-Misc | -5,488,122         | 0                 | -5,488,122         | .00                   | .00          | -5,488,122.00         | .0%*         |
| 700                            | 37290 Federal-Mi | -959,752           | 0                 | -959,752           | .00                   | .00          | -959,752.00           | .0%*         |
| 700                            | 38001 Misc-Donat | 0                  | -2,000,000        | -2,000,000         | .00                   | .00          | -2,000,000.00         | .0%*         |
| 700                            | 38004 Misc-Fixed | 0                  | 0                 | 0                  | -29,520.00            | .00          | 29,520.00             | 100.0%       |
| 700                            | 38007 Misc-Long/ | 0                  | 0                 | 0                  | 269.28                | .00          | -269.28               | 100.0%*      |
| 700                            | 38090 Misc-All O | 0                  | 0                 | 0                  | -1,970.09             | .00          | 1,970.09              | 100.0%       |
| 700                            | 40000 Trans-IN   | -2,000,000         | -400,000          | -2,400,000         | -2,400,000.00         | .00          | .00                   | 100.0%       |
| 700                            | 45000 Transfer-T | 208,249            | 0                 | 208,249            | 208,248.58            | .00          | .00                   | 100.0%       |
| <b>TOTAL Water &amp; Sewer</b> |                  | <b>-49,132,871</b> | <b>-2,400,000</b> | <b>-51,532,871</b> | <b>-15,553,988.60</b> | <b>.00</b>   | <b>-35,978,882.82</b> | <b>30.2%</b> |

YEAR-TO-DATE BUDGET REPORT

FOR 2026 09

| ACCOUNTS FOR: | ORIGINAL APPROP | TRANFRS/ADJSTMNTS | REVISED BUDGET | YTD ACTUAL | ENCUMBRANCES | AVAILABLE BUDGET | PCT USE/COL |
|---------------|-----------------|-------------------|----------------|------------|--------------|------------------|-------------|
|---------------|-----------------|-------------------|----------------|------------|--------------|------------------|-------------|

70000 Water

|                        |           |        |           |            |            |              |         |
|------------------------|-----------|--------|-----------|------------|------------|--------------|---------|
| 70000 50500 Labor-Regu | 1,958,434 | 0      | 1,958,434 | 900,100.53 | .00        | 1,058,333.47 | 46.0%   |
| 70000 51000 Labor-OT   | 125,767   | 0      | 125,767   | 203,024.67 | .00        | -77,257.67   | 161.4%* |
| 70000 51100 Labor-DT   | 0         | 0      | 0         | 16,868.63  | .00        | -16,868.63   | 100.0%* |
| 70000 52000 Labor-Vaca | 0         | 0      | 0         | 82,177.59  | .00        | -82,177.59   | 100.0%* |
| 70000 52100 Labor-Holi | 0         | 0      | 0         | 52,295.03  | .00        | -52,295.03   | 100.0%* |
| 70000 53000 Labor-Sick | 0         | 0      | 0         | 40,780.13  | .00        | -40,780.13   | 100.0%* |
| 70000 54000 Labor-Othe | 6,750     | 0      | 6,750     | 13,533.27  | .00        | -6,783.27    | 200.5%* |
| 70000 55000 Labor-Allo | 51,926    | 0      | 51,926    | 24,426.50  | .00        | 27,499.50    | 47.0%   |
| 70000 58000 Associated | 407,117   | 0      | 407,117   | 230,213.22 | .00        | 176,903.78   | 56.5%   |
| 70000 58100 Associated | 155,415   | 0      | 155,415   | 96,950.37  | .00        | 58,464.63    | 62.4%   |
| 70000 58200 Associated | 391,024   | 0      | 391,024   | 207,850.61 | .00        | 183,173.39   | 53.2%   |
| 70000 58300 Associated | 39,080    | 0      | 39,080    | 21,580.66  | .00        | 17,499.34    | 55.2%   |
| 70000 58900 Associated | 270       | 0      | 270       | 148.00     | .00        | 122.00       | 54.8%   |
| 70000 61200 ConProf-Ge | 320,050   | 0      | 320,050   | 228,565.34 | 84,925.97  | 6,558.69     | 98.0%   |
| 70000 61750 ConProf-So | 0         | 0      | 0         | 27,392.21  | 35,000.00  | -62,392.21   | 100.0%* |
| 70000 61900 ConProf-Mi | 0         | 0      | 0         | .00        | 7,561.98   | -7,561.98    | 100.0%* |
| 70000 63350 Fees-Water | 100,000   | 0      | 100,000   | 65,174.79  | 4,156.00   | 30,669.21    | 69.3%   |
| 70000 63400 Fees-Water | 20,000    | 0      | 20,000    | 20,000.00  | .00        | .00          | 100.0%  |
| 70000 63900 Fees-Misc  | 0         | 0      | 0         | .00        | 275.00     | -275.00      | 100.0%* |
| 70000 64425 Ops-Landsc | 20,000    | 0      | 20,000    | 7,705.98   | 1,775.05   | 10,518.97    | 47.4%   |
| 70000 64475 Ops-Materi | 200,000   | 13,355 | 213,355   | 125,784.65 | 43,839.33  | 43,731.39    | 79.5%   |
| 70000 64575 Ops-PPE    | 15,000    | 0      | 15,000    | 6,543.25   | 2,193.89   | 6,262.86     | 58.2%   |
| 70000 64600 Ops-Postag | 35,000    | 0      | 35,000    | 24,997.99  | 13,518.86  | -3,516.85    | 110.0%* |
| 70000 64675 Ops-Safety | 5,460     | 0      | 5,460     | 622.15     | .00        | 4,837.85     | 11.4%   |
| 70000 64775 Ops-Tools  | 40,000    | 0      | 40,000    | 16,148.35  | 1,294.89   | 22,556.76    | 43.6%   |
| 70000 64800 Ops-Unifor | 15,840    | 0      | 15,840    | 6,920.66   | .00        | 8,919.34     | 43.7%   |
| 70000 64825 Ops-Vehicl | 100,000   | 0      | 100,000   | 61,657.25  | 32,076.76  | 6,265.99     | 93.7%   |
| 70000 64990 Ops-Misc   | 0         | 0      | 0         | 5,991.51   | .00        | -5,991.51    | 100.0%* |
| 70000 65000 Maint-Buil | 60,000    | 0      | 60,000    | 39,748.95  | 24,081.01  | -3,829.96    | 106.4%* |
| 70000 65050 Maint-Equi | 145,000   | 0      | 145,000   | 130,403.93 | 18,031.89  | -3,435.82    | 102.4%* |
| 70000 65350 Maint-Serv | 850,000   | 0      | 850,000   | 475,514.04 | 19,535.79  | 354,950.17   | 58.2%   |
| 70000 65550 Maint-Vehi | 98,280    | 0      | 98,280    | 58,806.81  | 14,929.27  | 24,543.92    | 75.0%   |
| 70000 66000 Empl-Dues  | 4,150     | 0      | 4,150     | 9,811.00   | 1,243.00   | -6,904.00    | 266.4%* |
| 70000 66100 Empl-Train | 2,400     | 0      | 2,400     | 9,466.95   | 4,310.00   | -11,376.95   | 574.0%* |
| 70000 66200 Empl-Per D | 4,500     | 0      | 4,500     | 4,249.00   | .00        | 251.00       | 94.4%   |
| 70000 66300 Empl-Milea | 0         | 0      | 0         | 308.00     | .00        | -308.00      | 100.0%* |
| 70000 66400 Empl-Trans | 1,000     | 0      | 1,000     | 299.04     | .00        | 700.96       | 29.9%   |
| 70000 66500 Empl-Perso | 400       | 0      | 400       | 569.62     | 75.80      | -245.42      | 161.4%* |
| 70000 67100 Util-Elect | 600,000   | 0      | 600,000   | 477,654.76 | 122,345.23 | .01          | 100.0%  |
| 70000 67200 Util-Gas   | 4,000     | 0      | 4,000     | 1,246.21   | 2,753.79   | .00          | 100.0%  |

YEAR-TO-DATE BUDGET REPORT

| FOR 2026 09            |                 |                   |                |              |              |                  |             |
|------------------------|-----------------|-------------------|----------------|--------------|--------------|------------------|-------------|
| ACCOUNTS FOR:          | ORIGINAL APPROP | TRANFRS/ ADJSTMTS | REVISED BUDGET | YTD ACTUAL   | ENCUMBRANCES | AVAILABLE BUDGET | PCT USE/COL |
| 700 Water & Sewer      |                 |                   |                |              |              |                  |             |
| 70000 67400 Util-Telep | 43,305          | 0                 | 43,305         | 24,225.56    | 18,474.44    | 605.00           | 98.6%       |
| 70000 67500 Util-water | 5,356           | 0                 | 5,356          | 2,756.80     | 3,096.82     | -497.62          | 109.3%*     |
| 70000 80300 Cap-Improv | 816,504         | 0                 | 816,504        | 137,171.40   | .00          | 679,332.42       | 16.8%       |
| 70000 80400 Cap-Infras | 19,440,938      | 2,486,645         | 21,927,583     | 489,153.50   | 1,196,390.90 | 20,242,038.55    | 7.7%        |
| 70000 80500 Cap-Equipm | 2,007,021       | 0                 | 2,007,021      | 47,903.64    | 476,097.56   | 1,483,020.25     | 26.1%       |
| TOTAL Water            | 28,089,988      | 2,500,000         | 30,589,988     | 4,396,742.55 | 2,127,983.23 | 24,065,261.81    | 21.3%       |

YEAR-TO-DATE BUDGET REPORT

| FOR 2026 09                              |               |                  |           |                  |                     |                     |                     |              |         |
|--|---------------|------------------|-----------|------------------|---------------------|---------------------|---------------------|--------------|---------|
| ACCOUNTS FOR:                            |               | ORIGINAL         | TRANFRS/  | REVISED          |                     |                     | AVAILABLE           | PCT          |         |
| 700                                      | Water & Sewer | APPROP           | ADJSTMTS  | BUDGET           | YTD ACTUAL          | ENCUMBRANCES        | BUDGET              | USE/COL      |         |
| <b>70001 waste water Treatment Plant</b> |               |                  |           |                  |                     |                     |                     |              |         |
| 70001                                    | 50500         | Labor-Regu       | 654,413   | 0                | 654,413             | 314,796.51          | .00                 | 339,616.49   | 48.1%   |
| 70001                                    | 51000         | Labor-OT         | 10,788    | 0                | 10,788              | 7,787.02            | .00                 | 3,000.98     | 72.2%   |
| 70001                                    | 51100         | Labor-DT         | 0         | 0                | 0                   | 11,085.76           | .00                 | -11,085.76   | 100.0%* |
| 70001                                    | 52000         | Labor-Vaca       | 0         | 0                | 0                   | 22,873.06           | .00                 | -22,873.06   | 100.0%* |
| 70001                                    | 52100         | Labor-Holi       | 0         | 0                | 0                   | 22,524.26           | .00                 | -22,524.26   | 100.0%* |
| 70001                                    | 53000         | Labor-Sick       | 0         | 0                | 0                   | 15,959.01           | .00                 | -15,959.01   | 100.0%* |
| 70001                                    | 54000         | Labor-Othe       | 2,500     | 0                | 2,500               | 4,760.47            | .00                 | -2,260.47    | 190.4%* |
| 70001                                    | 55000         | Labor-Allo       | 11,774    | 0                | 11,774              | 5,438.50            | .00                 | 6,335.50     | 46.2%   |
| 70001                                    | 58000         | Associated       | 166,295   | 0                | 166,295             | 77,835.66           | .00                 | 88,459.34    | 46.8%   |
| 70001                                    | 58100         | Associated       | 48,516    | 0                | 48,516              | 29,463.67           | .00                 | 19,052.33    | 60.7%   |
| 70001                                    | 58200         | Associated       | 128,122   | 0                | 128,122             | 71,441.40           | .00                 | 56,680.60    | 55.8%   |
| 70001                                    | 58300         | Associated       | 13,094    | 0                | 13,094              | 7,417.25            | .00                 | 5,676.75     | 56.6%   |
| 70001                                    | 58900         | Associated       | 100       | 0                | 100                 | 54.35               | .00                 | 45.65        | 54.4%   |
| 70001                                    | 61200         | ConProf-Ge       | 36,350    | 0                | 36,350              | 14,522.89           | 35,586.73           | -13,759.62   | 137.9%* |
| 70001                                    | 61900         | ConProf-Mi       | 0         | 0                | 0                   | 67,659.35           | .00                 | -67,659.35   | 100.0%* |
| 70001                                    | 63300         | Fees-Publi       | 1,092     | 0                | 1,092               | .00                 | .00                 | 1,092.00     | .0%     |
| 70001                                    | 64475         | Ops-Materi       | 100,000   | 0                | 100,000             | 41,985.08           | 13,763.76           | 44,251.16    | 55.7%   |
| 70001                                    | 64575         | Ops-PPE          | 5,460     | 0                | 5,460               | 17.97               | 535.00              | 4,907.03     | 10.1%   |
| 70001                                    | 64600         | Ops-Postag       | 31,200    | 0                | 31,200              | 24,537.69           | 13,037.66           | -6,375.35    | 120.4%* |
| 70001                                    | 64775         | Ops-Tools        | 32,760    | 0                | 32,760              | 6,082.47            | .00                 | 26,677.53    | 18.6%   |
| 70001                                    | 64800         | Ops-Unifor       | 5,000     | 0                | 5,000               | .00                 | 2,748.00            | 2,252.00     | 55.0%   |
| 70001                                    | 64825         | Ops-Vehicl       | 7,000     | 0                | 7,000               | 1,967.68            | 4,791.58            | 240.74       | 96.6%   |
| 70001                                    | 65000         | Maint-Buil       | 9,287     | 0                | 9,287               | 3,773.99            | 4,411.10            | 1,101.91     | 88.1%   |
| 70001                                    | 65050         | Maint-Equi       | 197,340   | 0                | 197,340             | 71,299.78           | 52,073.19           | 73,967.03    | 62.5%   |
| 70001                                    | 65550         | Maint-Vehi       | 7,500     | 0                | 7,500               | 584.16              | .00                 | 6,915.84     | 7.8%    |
| 70001                                    | 66000         | Empl-Dues        | 1,747     | 0                | 1,747               | .00                 | .00                 | 1,747.00     | .0%     |
| 70001                                    | 66100         | Empl-Train       | 3,800     | 0                | 3,800               | .00                 | .00                 | 3,800.00     | .0%     |
| 70001                                    | 66200         | Empl-Per D       | 6,200     | 0                | 6,200               | .00                 | .00                 | 6,200.00     | .0%     |
| 70001                                    | 66500         | Empl-Perso       | 333       | 0                | 333                 | 292.98              | 150.00              | -109.98      | 133.0%* |
| 70001                                    | 67100         | Util-Elect       | 120,000   | 0                | 120,000             | 105,642.79          | 21,599.64           | -7,242.43    | 106.0%* |
| 70001                                    | 67400         | Util-Telep       | 7,000     | 0                | 7,000               | 5,011.18            | 2,388.82            | -400.00      | 105.7%* |
| 70001                                    | 67500         | Util-Water       | 1,102     | 0                | 1,102               | 601.67              | 668.19              | -167.86      | 115.2%* |
| 70001                                    | 80200         | Cap-Buildi       | 720,000   | 0                | 720,000             | .00                 | 713,986.07          | 6,013.93     | 99.2%   |
| 70001                                    | 80400         | Cap-Infras       | 1,670,148 | 0                | 1,670,148           | 214,330.25          | 988,293.27          | 467,524.33   | 72.0%   |
| 70001                                    | 80500         | Cap-Equipm       | 395,429   | 0                | 395,429             | 50,148.84           | 23,482.36           | 321,797.95   | 18.6%   |
| <b>TOTAL waste water Treatment Plant</b> |               | <b>4,394,350</b> | <b>0</b>  | <b>4,394,350</b> | <b>1,199,895.69</b> | <b>1,877,515.37</b> | <b>1,316,938.94</b> | <b>70.0%</b> |         |

YEAR-TO-DATE BUDGET REPORT

| FOR 2026 09               |            |           |            |              |              |  |               |         |
|---------------------------|------------|-----------|------------|--------------|--------------|--|---------------|---------|
| ACCOUNTS FOR:             | ORIGINAL   | TRANFRS/  | REVISED    |              |              |  | AVAILABLE     | PCT     |
| 700 Water & Sewer         | APPROP     | ADJSTMNTS | BUDGET     | YTD ACTUAL   | ENCUMBRANCES |  | BUDGET        | USE/COL |
| <b>70002 Double Eagle</b> |            |           |            |              |              |  |               |         |
| 70002 50500 Labor-Regu    | 521,905    | 0         | 521,905    | 353,609.03   | .00          |  | 168,295.97    | 67.8%   |
| 70002 51000 Labor-OT      | 38,728     | 0         | 38,728     | 66,572.37    | .00          |  | -27,844.37    | 171.9%* |
| 70002 51100 Labor-DT      | 0          | 0         | 0          | 9,377.16     | .00          |  | -9,377.16     | 100.0%* |
| 70002 52000 Labor-Vaca    | 0          | 0         | 0          | 13,083.26    | .00          |  | -13,083.26    | 100.0%* |
| 70002 52100 Labor-Holi    | 0          | 0         | 0          | 14,371.20    | .00          |  | -14,371.20    | 100.0%* |
| 70002 53000 Labor-Sick    | 0          | 0         | 0          | 16,022.49    | .00          |  | -16,022.49    | 100.0%* |
| 70002 54000 Labor-Othe    | 2,000      | 0         | 2,000      | 5,249.84     | .00          |  | -3,249.84     | 262.5%* |
| 70002 55000 Labor-Allo    | 9,018      | 0         | 9,018      | 6,657.50     | .00          |  | 2,360.50      | 73.8%   |
| 70002 58000 Associated    | 123,312    | 0         | 123,312    | 94,237.03    | .00          |  | 29,074.97     | 76.4%   |
| 70002 58100 Associated    | 41,012     | 0         | 41,012     | 35,170.39    | .00          |  | 5,841.61      | 85.8%   |
| 70002 58200 Associated    | 102,606    | 0         | 102,606    | 74,624.06    | .00          |  | 27,981.94     | 72.7%   |
| 70002 58300 Associated    | 10,137     | 0         | 10,137     | 7,747.14     | .00          |  | 2,389.86      | 76.4%   |
| 70002 58900 Associated    | 80         | 0         | 80         | 59.20        | .00          |  | 20.80         | 74.0%   |
| 70002 61200 ConProf-Ge    | 47,150     | 0         | 47,150     | 8,865.23     | 26,261.74    |  | 12,023.03     | 74.5%   |
| 70002 61750 ConProf-So    | 35,000     | 0         | 35,000     | .00          | .00          |  | 35,000.00     | .0%     |
| 70002 64475 Ops-Materi    | 40,000     | 0         | 40,000     | 24,322.85    | 1,317.90     |  | 14,359.25     | 64.1%   |
| 70002 64575 Ops-PPE       | 5,460      | 0         | 5,460      | 335.75       | 684.90       |  | 4,439.35      | 18.7%   |
| 70002 64600 Ops-Postag    | 218        | 0         | 218        | .00          | .00          |  | 218.00        | .0%     |
| 70002 64775 Ops-Tools     | 21,000     | 0         | 21,000     | 771.98       | .00          |  | 20,228.02     | 3.7%    |
| 70002 64800 Ops-Unifor    | 3,057      | 0         | 3,057      | 903.00       | .00          |  | 2,154.00      | 29.5%   |
| 70002 64825 Ops-Vehicl    | 35,000     | 0         | 35,000     | 20,576.24    | 12,099.50    |  | 2,324.26      | 93.4%   |
| 70002 65050 Maint-Equi    | 73,440     | 0         | 73,440     | 40,191.64    | 5,552.84     |  | 27,695.52     | 62.3%   |
| 70002 65350 Maint-Serv    | 87,360     | 0         | 87,360     | 43,171.17    | .00          |  | 44,188.83     | 49.4%   |
| 70002 65550 Maint-Vehi    | 36,400     | 0         | 36,400     | 14,225.68    | 4,007.44     |  | 18,166.88     | 50.1%   |
| 70002 66000 Empl-Dues     | 770        | 0         | 770        | 546.00       | 204.00       |  | 20.00         | 97.4%   |
| 70002 66100 Empl-Train    | 800        | 0         | 800        | .00          | 500.00       |  | 300.00        | 62.5%   |
| 70002 66200 Empl-Per D    | 1,500      | 0         | 1,500      | .00          | .00          |  | 1,500.00      | .0%     |
| 70002 66500 Empl-Perso    | 600        | 0         | 600        | 201.69       | .00          |  | 398.31        | 33.6%   |
| 70002 67100 Util-Elect    | 152,235    | 0         | 152,235    | 89,446.99    | 72,037.31    |  | -9,249.30     | 106.1%* |
| 70002 67200 Util-Gas      | 1,082      | 0         | 1,082      | 696.06       | 498.55       |  | -112.61       | 110.4%* |
| 70002 67400 Util-Telep    | 5,800      | 0         | 5,800      | 5,552.73     | 1,947.27     |  | -1,700.00     | 129.3%* |
| 70002 67500 Util-Water    | 551        | 0         | 551        | 231.21       | 319.79       |  | .00           | 100.0%  |
| 70002 80400 Cap-Infras    | 20,631,937 | 0         | 20,631,937 | 130,431.78   | 1,306,854.65 |  | 19,194,651.06 | 7.0%    |
| TOTAL Double Eagle        | 22,028,158 | 0         | 22,028,158 | 1,077,250.67 | 1,432,285.89 |  | 19,518,621.93 | 11.4%   |

YEAR-TO-DATE BUDGET REPORT

| FOR 2026 09               |               |            | ORIGINAL  | TRANFRS/  | REVISED    | YTD          | ENCUMBRANCES | AVAILABLE    | PCT     |
|---------------------------|---------------|------------|-----------|-----------|------------|--------------|--------------|--------------|---------|
| ACCOUNTS FOR:             |               |            | APPROP    | ADJSTMTS  | BUDGET     | ACTUAL       |              | BUDGET       | USE/COL |
| 700                       | Water & Sewer |            |           |           |            |              |              |              |         |
| <b>70003 Sewer System</b> |               |            |           |           |            |              |              |              |         |
| 70003                     | 50500         | Labor-Regu | 381,100   | 0         | 381,100    | 211,591.62   | .00          | 169,508.38   | 55.5%   |
| 70003                     | 51000         | Labor-OT   | 28,740    | 0         | 28,740     | 29,739.84    | .00          | -999.84      | 103.5%* |
| 70003                     | 51100         | Labor-DT   | 0         | 0         | 0          | 419.68       | .00          | -419.68      | 100.0%* |
| 70003                     | 52000         | Labor-Vaca | 0         | 0         | 0          | 9,296.96     | .00          | -9,296.96    | 100.0%* |
| 70003                     | 52100         | Labor-Holi | 0         | 0         | 0          | 15,450.72    | .00          | -15,450.72   | 100.0%* |
| 70003                     | 53000         | Labor-Sick | 0         | 0         | 0          | 7,821.53     | .00          | -7,821.53    | 100.0%* |
| 70003                     | 54000         | Labor-Othe | 1,500     | 0         | 1,500      | 1,838.96     | .00          | -338.96      | 122.6%* |
| 70003                     | 55000         | Labor-Allo | 7,640     | 0         | 7,640      | 4,590.50     | .00          | 3,049.50     | 60.1%   |
| 70003                     | 58000         | Associated | 97,426    | 0         | 97,426     | 33,017.20    | .00          | 64,408.80    | 33.9%   |
| 70003                     | 58100         | Associated | 30,116    | 0         | 30,116     | 20,903.85    | .00          | 9,212.15     | 69.4%   |
| 70003                     | 58200         | Associated | 76,358    | 0         | 76,358     | 47,075.04    | .00          | 29,282.96    | 61.7%   |
| 70003                     | 58300         | Associated | 7,624     | 0         | 7,624      | 4,884.88     | .00          | 2,739.12     | 64.1%   |
| 70003                     | 58900         | Associated | 60        | 0         | 60         | 37.25        | .00          | 22.75        | 62.1%   |
| 70003                     | 61200         | ConProf-Ge | 36,950    | 0         | 36,950     | 10,028.27    | 29,355.13    | -2,433.40    | 106.6%* |
| 70003                     | 64475         | Ops-Materi | 60,000    | 0         | 60,000     | 32,545.19    | 1,546.63     | 25,908.18    | 56.8%   |
| 70003                     | 64600         | Ops-Postag | 100       | 0         | 100        | .00          | .00          | 100.00       | .0%     |
| 70003                     | 64775         | Ops-Tools  | 20,000    | 0         | 20,000     | 19,109.39    | 934.96       | -44.35       | 100.2%* |
| 70003                     | 64800         | Ops-Unifor | 3,495     | 0         | 3,495      | 2,520.83     | .00          | 974.17       | 72.1%   |
| 70003                     | 64825         | Ops-Vehicl | 35,000    | 0         | 35,000     | 18,040.73    | 14,889.73    | 2,069.54     | 94.1%   |
| 70003                     | 65000         | Maint-Buil | 10,920    | 0         | 10,920     | 6,913.39     | 120.45       | 3,886.16     | 64.4%   |
| 70003                     | 65050         | Maint-Equi | 125,000   | 0         | 125,000    | 6,054.51     | 1,686.51     | 117,258.98   | 6.2%    |
| 70003                     | 65350         | Maint-Serv | 81,900    | 0         | 81,900     | 17,310.29    | 1,400.00     | 63,189.71    | 22.8%   |
| 70003                     | 65550         | Maint-Vehi | 32,760    | 0         | 32,760     | 12,131.35    | 3,476.57     | 17,152.08    | 47.6%   |
| 70003                     | 66000         | Empl-Dues  | 770       | 0         | 770        | 468.00       | .00          | 302.00       | 60.8%   |
| 70003                     | 66100         | Empl-Train | 3,800     | 0         | 3,800      | 888.00       | 2,500.00     | 412.00       | 89.2%   |
| 70003                     | 66200         | Empl-Per D | 6,200     | 0         | 6,200      | 1,560.00     | .00          | 4,640.00     | 25.2%   |
| 70003                     | 66500         | Empl-Perso | 2,000     | 0         | 2,000      | 629.78       | 325.80       | 1,044.42     | 47.8%   |
| 70003                     | 67100         | Util-Elect | 79,040    | 0         | 79,040     | 46,070.56    | 32,969.44    | .00          | 100.0%  |
| 70003                     | 67400         | Util-Telep | 5,000     | 0         | 5,000      | 5,655.60     | 2,844.40     | -3,500.00    | 170.0%* |
| 70003                     | 67500         | Util-Water | 20,000    | 0         | 20,000     | 10,724.22    | 10,484.77    | -1,208.99    | 106.0%* |
| 70003                     | 80300         | Cap-Improv | 877,859   | 0         | 877,859    | 66,999.14    | 37,243.74    | 773,616.09   | 11.9%   |
| 70003                     | 80400         | Cap-Infras | 5,432,429 | 2,471,700 | 7,904,129  | 3,783,695.66 | 1,446,907.78 | 2,673,525.37 | 66.2%   |
| 70003                     | 80500         | Cap-Equipm | 310,000   | -71,700   | 238,300    | 180,155.90   | .00          | 58,144.30    | 75.6%   |
| TOTAL Sewer System        |               |            | 7,773,787 | 2,400,000 | 10,173,787 | 4,608,168.84 | 1,586,685.91 | 3,978,932.23 | 60.9%   |

YEAR-TO-DATE BUDGET REPORT

| FOR 2026 09                             |               |             |            |             |                |              |                |            |         |
|---|---------------|-------------|------------|-------------|----------------|--------------|----------------|------------|---------|
| ACCOUNTS FOR:                           |               | ORIGINAL    | TRANFRS/   | REVISED     |                |              | AVAILABLE      | PCT        |         |
| 700                                     | Water & Sewer | APPROP      | ADJSTMTS   | BUDGET      | YTD ACTUAL     | ENCUMBRANCES | BUDGET         | USE/COL    |         |
| <b>70004 Lab Environmental Services</b> |               |             |            |             |                |              |                |            |         |
| 70004                                   | 50500         | Labor-Regu  | 383,087    | 0           | 383,087        | 163,316.12   | .00            | 219,770.88 | 42.6%   |
| 70004                                   | 51000         | Labor-OT    | 3,189      | 0           | 3,189          | 1,192.10     | .00            | 1,996.90   | 37.4%   |
| 70004                                   | 51100         | Labor-DT    | 0          | 0           | 0              | 5,870.72     | .00            | -5,870.72  | 100.0%* |
| 70004                                   | 52000         | Labor-Vaca  | 0          | 0           | 0              | 24,410.36    | .00            | -24,410.36 | 100.0%* |
| 70004                                   | 52100         | Labor-Holi  | 0          | 0           | 0              | 10,521.20    | .00            | -10,521.20 | 100.0%* |
| 70004                                   | 53000         | Labor-Sick  | 0          | 0           | 0              | 6,491.66     | .00            | -6,491.66  | 100.0%* |
| 70004                                   | 54000         | Labor-Othe  | 1,000      | 0           | 1,000          | 1,453.80     | .00            | -453.80    | 145.4%* |
| 70004                                   | 55000         | Labor-Allo  | 3,506      | 0           | 3,506          | 2,576.50     | .00            | 929.50     | 73.5%   |
| 70004                                   | 58000         | Associated  | 92,813     | 0           | 92,813         | 52,551.36    | .00            | 40,261.64  | 56.6%   |
| 70004                                   | 58100         | Associated  | 28,460     | 0           | 28,460         | 15,453.83    | .00            | 13,006.17  | 54.3%   |
| 70004                                   | 58200         | Associated  | 74,154     | 0           | 74,154         | 39,563.28    | .00            | 34,590.72  | 53.4%   |
| 70004                                   | 58300         | Associated  | 7,608      | 0           | 7,608          | 4,107.69     | .00            | 3,500.31   | 54.0%   |
| 70004                                   | 58900         | Associated  | 40         | 0           | 40             | 22.20        | .00            | 17.80      | 55.5%   |
| 70004                                   | 61200         | ConProf-Ge  | 4,525      | 0           | 4,525          | 3,064.63     | 2,206.16       | -745.79    | 116.5%* |
| 70004                                   | 64475         | Ops-Materi  | 37,000     | 0           | 37,000         | 26,313.93    | 5,124.29       | 5,561.78   | 85.0%   |
| 70004                                   | 64600         | Ops-Postag  | 1,644      | 0           | 1,644          | .00          | .00            | 1,644.00   | .0%     |
| 70004                                   | 64775         | Ops-Tools   | 10,000     | 0           | 10,000         | .00          | .00            | 10,000.00  | .0%     |
| 70004                                   | 64800         | Ops-Unifor  | 1,092      | 0           | 1,092          | 773.25       | .00            | 318.75     | 70.8%   |
| 70004                                   | 64825         | Ops-Vehicl  | 1,456      | 0           | 1,456          | 527.17       | 874.77         | 54.06      | 96.3%   |
| 70004                                   | 65000         | Maint-Buil  | 4,100      | 0           | 4,100          | .00          | .00            | 4,100.00   | .0%     |
| 70004                                   | 65050         | Maint-Equi  | 1,500      | 0           | 1,500          | .00          | .00            | 1,500.00   | .0%     |
| 70004                                   | 65550         | Maint-Vehi  | 220        | 0           | 220            | 145.56       | .00            | 74.44      | 66.2%   |
| 70004                                   | 66000         | Empl-Dues   | 1,000      | 0           | 1,000          | 100.00       | .00            | 900.00     | 10.0%   |
| 70004                                   | 66100         | Empl-Train  | 1,900      | 0           | 1,900          | .00          | .00            | 1,900.00   | .0%     |
| 70004                                   | 66200         | Empl-Per D  | 2,196      | 0           | 2,196          | .00          | .00            | 2,196.00   | .0%     |
| 70004                                   | 66500         | Empl-Perso  | 115        | 0           | 115            | .00          | .00            | 115.00     | .0%     |
| 70004                                   | 67400         | Util-Telep  | 551        | 0           | 551            | 284.37       | 215.63         | 51.00      | 90.7%   |
| 70004                                   | 80500         | Cap-Equipm  | 55,000     | 0           | 55,000         | 18,917.00    | .00            | 36,083.00  | 34.4%   |
| TOTAL Lab Environmental Services        |               | 716,156     | 0          | 716,156     | 377,656.73     | 8,420.85     | 330,078.42     | 53.9%      |         |
| TOTAL Water & Sewer                     |               | 13,869,568  | 2,500,000  | 16,369,568  | -3,894,274.12  | 7,032,891.25 | 13,230,950.51  | 19.2%      |         |
| TOTAL REVENUES                          |               | -49,341,120 | -2,400,000 | -51,741,120 | -15,762,237.18 | .00          | -35,978,882.82 |            |         |
| TOTAL EXPENSES                          |               | 63,210,688  | 4,900,000  | 68,110,688  | 11,867,963.06  | 7,032,891.25 | 49,209,833.33  |            |         |

YEAR-TO-DATE BUDGET REPORT

FOR 2026 09

|             | ORIGINAL<br>APPROP | TRANFRS/<br>ADJSTMTS | REVISED<br>BUDGET | YTD ACTUAL    | ENCUMBRANCES | AVAILABLE<br>BUDGET | PCT<br>USE/COL |
|-------------|--------------------|----------------------|-------------------|---------------|--------------|---------------------|----------------|
| GRAND TOTAL | 13,869,568         | 2,500,000            | 16,369,568        | -3,894,274.12 | 7,032,891.25 | 13,230,950.51       | 19.2%          |

\*\* END OF REPORT - Generated by Melissa Salcido \*\*

#### **4. Check Register for Current Period ONLY**

INVOICE LIST BY GL ACCOUNT

| YEAR/PERIOD: 2026/9 TO 2026/9 |                      | ACCOUNT/VENDOR | DOCUMENT | VOUCHER  | PO   | YEAR/PR | TYP | S | CHECK RUN        | CHECK    | DESCRIPTION                 |
|-------------------------------|----------------------|----------------|----------|----------|------|---------|-----|---|------------------|----------|-----------------------------|
| 700                           |                      |                |          |          |      |         |     |   |                  |          | Water & Sewer               |
| 700                           | 18000                |                |          |          |      |         |     |   |                  |          | Inventory-Water             |
| 000438                        | BAKER UTILITY SUPPLY | 108366         | 115779   | 22605478 | 2026 | 9       | INV | P | 100.32           | 030626PE | 326572 Restock Inventory    |
| 000438                        | BAKER UTILITY SUPPLY | 108368         | 115781   | 22605683 | 2026 | 9       | INV | P | 3,201.90         | 030626PE | 326572 Restock Inventory    |
| 000438                        | BAKER UTILITY SUPPLY | 108457         | 115876   | 22603354 | 2026 | 9       | INV | P | 5,262.40         | 030626PE | 326572 Low stock Retrosett  |
| 000438                        | BAKER UTILITY SUPPLY | 108458         | 115878   | 22605610 | 2026 | 9       | INV | P | 4,154.08         | 030626PE | 326572 Restock Inventory    |
| 000438                        | BAKER UTILITY SUPPLY | 108959         | 116393   | 22605861 | 2026 | 9       | INV | P | 875.27           | 031326cb | 326667 Restock Inventory    |
| 000438                        | BAKER UTILITY SUPPLY | 108960         | 116394   | 22605823 | 2026 | 9       | INV | P | 696.90           | 031326cb | 326667 Restock Inventory    |
| 000438                        | BAKER UTILITY SUPPLY | 109505         | 116957   | 22606004 | 2026 | 9       | INV | P | 547.72           | 032726cb | 326841 Low stock on boxes   |
| 000438                        | BAKER UTILITY SUPPLY | 109506         | 116958   | 22606060 | 2026 | 9       | INV | P | 2,603.34         | 032726cb | 326841 Restock Inventory    |
| 000438                        | BAKER UTILITY SUPPLY | 109507         | 116959   | 22605983 | 2026 | 9       | INV | P | 31.40            | 032726cb | 326841 Restock Inventory    |
| 000438                        | BAKER UTILITY SUPPLY | 109731         | 117191   | 22606155 | 2026 | 9       | INV | P | 5,369.57         | 033126cb | 326929 Restock Resetters    |
| 000438                        | BAKER UTILITY SUPPLY | 109732         | 117192   | 22606176 | 2026 | 9       | INV | P | 467.17           | 033126cb | 326929 Restock Inventory    |
|                               |                      |                |          |          |      |         |     |   | <b>23,310.07</b> |          |                             |
| 000458                        | BENMARK SUPPLY CO.,  | 108707         | 116134   | 22605333 | 2026 | 9       | CRM | P | -910.86          | 031326cb | 1007111 Restock Inventory   |
| 000458                        | BENMARK SUPPLY CO.,  | 108708         | 116135   | 22605804 | 2026 | 9       | INV | P | 4,398.82         | 031326cb | 1007111 Restock Inventory   |
| 000458                        | BENMARK SUPPLY CO.,  | 108709         | 116136   | 22606005 | 2026 | 9       | INV | P | 4,775.47         | 031326cb | 1007111 Low stock on boxes  |
| 000458                        | BENMARK SUPPLY CO.,  | 108711         | 116138   | 22605824 | 2026 | 9       | INV | P | 2,425.15         | 031326cb | 1007111 Restock Inventory   |
| 000458                        | BENMARK SUPPLY CO.,  | 108714         | 116141   | 22605432 | 2026 | 9       | INV | P | 310.87           | 031326cb | 1007111 Restock Inventory   |
| 000458                        | BENMARK SUPPLY CO.,  | 108715         | 116142   | 22605638 | 2026 | 9       | INV | P | 328.34           | 031326cb | 1007111 Restock Inventory   |
| 000458                        | BENMARK SUPPLY CO.,  | 108716         | 116143   | 22605333 | 2026 | 9       | INV | P | 434.85           | 031326cb | 1007111 Restock Inventory   |
| 000458                        | BENMARK SUPPLY CO.,  | 108954         | 116388   | 22605657 | 2026 | 9       | INV | P | 4,999.80         | 031326cb | 1007111 Low stock on Retros |
| 000458                        | BENMARK SUPPLY CO.,  | 108957         | 116391   | 22605432 | 2026 | 9       | INV | P | 932.61           | 031326cb | 1007111 Restock Inventory   |
| 000458                        | BENMARK SUPPLY CO.,  | 109213         | 116653   | 22606177 | 2026 | 9       | INV | P | 1,999.98         | 032026cb | 1007149 Repair wellfield    |
| 000458                        | BENMARK SUPPLY CO.,  | 109215         | 116655   | 22606215 | 2026 | 9       | INV | P | 4,477.00         | 032026cb | 1007149 Restock boxes       |
|                               |                      |                |          |          |      |         |     |   | <b>24,172.03</b> |          |                             |
| 012318                        | CORE & MAIN LP       | 108417         | 115836   | 22603131 | 2026 | 9       | INV | P | 129.75           | 030626PE | 326584 Restock              |
| 012318                        | CORE & MAIN LP       | 108419         | 115838   | 22604011 | 2026 | 9       | INV | P | 5,180.86         | 030626PE | 326584 Restock Inventory    |
| 012318                        | CORE & MAIN LP       | 108421         | 115840   | 22604031 | 2026 | 9       | INV | P | 4,528.36         | 030626PE | 326584 Need for a job       |
| 012318                        | CORE & MAIN LP       | 108422         | 115841   | 22604656 | 2026 | 9       | INV | P | 342.83           | 030626PE | 326584 RESTOCK HYDRANT PAR  |
| 012318                        | CORE & MAIN LP       | 108553         | 115976   | 22605822 | 2026 | 9       | INV | P | 384.93           | 030626PE | 326584 Vendor has these in  |
| 012318                        | CORE & MAIN LP       | 109216         | 116656   | 22605822 | 2026 | 9       | INV | P | 4,059.23         | 032026cb | 326764 Vendor has these in  |
| 012318                        | CORE & MAIN LP       | 109730         | 117190   | 22605191 | 2026 | 9       | INV | P | 8,815.00         | 033126cb | 326932 Out of stock on str  |
|                               |                      |                |          |          |      |         |     |   | <b>23,440.96</b> |          |                             |
| ACCOUNT TOTAL                 |                      |                |          |          |      |         |     |   | 70,923.06        |          |                             |
| 700                           | 18100                |                |          |          |      |         |     |   |                  |          | Inventory-DE                |
| 000438                        | BAKER UTILITY SUPPLY | 108958         | 116392   | 22604361 | 2026 | 9       | INV | P | 4,089.63         | 031326cb | 326667 Restock Inventory u  |
| 000458                        | BENMARK SUPPLY CO.,  | 109213         | 116653   | 22606177 | 2026 | 9       | INV | P | 2,999.97         | 032026cb | 1007149 Repair wellfield    |
| ACCOUNT TOTAL                 |                      |                |          |          |      |         |     |   | 7,089.60         |          |                             |
| 700                           | 18200                |                |          |          |      |         |     |   |                  |          | Inventory-Sewer             |
| 000438                        | BAKER UTILITY SUPPLY | 109507         | 116959   | 22605983 | 2026 | 9       | INV | P | 2.32             | 032726cb | 326841 Restock Inventory    |

INVOICE LIST BY GL ACCOUNT

| YEAR/PERIOD: 2026/9 TO 2026/9 |                      | ACCOUNT/VENDOR       | DOCUMENT | VOUCHER  | PO   | YEAR/PR | TYP | S | CHECK RUN       | CHECK    | DESCRIPTION                |
|-------------------------------|----------------------|----------------------|----------|----------|------|---------|-----|---|-----------------|----------|----------------------------|
| 000458                        | BENMARK SUPPLY CO.,  | 108712               | 116140   | 22605944 | 2026 | 9       | INV | P | 2,994.00        | 031326cb | 1007111 Restock Inventory  |
| 000458                        | BENMARK SUPPLY CO.,  | 108955               | 116389   | 22605944 | 2026 | 9       | INV | P | 1,996.00        | 031326cb | 1007111 Restock Inventory  |
|                               |                      |                      |          |          |      |         |     |   | <b>4,990.00</b> |          |                            |
| ACCOUNT TOTAL                 |                      |                      |          |          |      |         |     |   | 4,992.32        |          |                            |
| 700                           | 23000                | Taxes Payable-NM GRT |          |          |      |         |     |   |                 |          |                            |
| 009998                        | BART FRINTZ          | 109048               | 116486   | 0        | 2026 | 9       | INV | P | 15.92           | 031326vo | 81834 EXP#000061           |
| 009998                        | DUNAGAN, ASSOCIATES  | 109080               | 116518   | 0        | 2026 | 9       | INV | P | 9.04            | 031326vo | 81853 EXP#000093           |
| 009998                        | CORRALES CONSTRUCTIO | 109081               | 116519   | 0        | 2026 | 9       | INV | P | .76             | 031326vo | 81841 EXP#000094           |
|                               |                      |                      |          |          |      |         |     |   | <b>25.72</b>    |          |                            |
| ACCOUNT TOTAL                 |                      |                      |          |          |      |         |     |   | 25.72           |          |                            |
| 700                           | 33021                | w&S Tap              |          |          |      |         |     |   |                 |          |                            |
| 009999                        | Kali Hughes          | 109119               | 116558   | 0        | 2026 | 9       | INV | P | 76.84           | 032026cb | 326803 Statement Refund fo |
| 009999                        | Kali Hughes          | 109120               | 116559   | 0        | 2026 | 9       | INV | P | 76.84           | 032026cb | 326804 Statement Refund fo |
| 009999                        | Kali Hughes          | 109121               | 116560   | 0        | 2026 | 9       | INV | P | 76.84           | 032026cb | 326805 Statement Refund fo |
| 009999                        | Caveman Trucking LLC | 109122               | 116561   | 0        | 2026 | 9       | INV | P | 76.84           | 032026cb | 326801 Statement Refund fo |
| 009999                        | Kacey Cornum         | 109123               | 116562   | 0        | 2026 | 9       | INV | P | 76.84           | 032026cb | 326802 Statement Refund fo |
|                               |                      |                      |          |          |      |         |     |   | <b>384.20</b>   |          |                            |
| ACCOUNT TOTAL                 |                      |                      |          |          |      |         |     |   | 384.20          |          |                            |
| 700                           | 34220                | Services-City Water  |          |          |      |         |     |   |                 |          |                            |
| 009998                        | ANDREE FRITSCHY      | 109044               | 116482   | 0        | 2026 | 9       | INV | P | 20.00           | 031326vo | 81832 EXP#000057           |
| 009998                        | MILTON N LIMBERT     | 109045               | 116483   | 0        | 2026 | 9       | INV | P | 107.95          | 031326vo | 81877 EXP#000058           |
| 009998                        | WILLIAM/LINDA MARION | 109046               | 116484   | 0        | 2026 | 9       | INV | P | 29.08           | 031326vo | 81892 EXP#000059           |
| 009998                        | KT HOMES             | 109047               | 116485   | 0        | 2026 | 9       | INV | P | 30.76           | 032726cb | 326879 EXP#000060          |
| 009998                        | BART FRINTZ          | 109049               | 116487   | 0        | 2026 | 9       | INV | P | 29.05           | 031326vo | 81835 EXP#000062           |
| 009998                        | DENNIS MCKINLEY      | 109050               | 116488   | 0        | 2026 | 9       | INV | P | 102.69          | 031326vo | 81849 EXP#000063           |
| 009998                        | JENKINS, JOE D       | 109051               | 116489   | 0        | 2026 | 9       | INV | P | 23.92           | 031326vo | 81861 EXP#000064           |
| 009998                        | BRITTANY M BOSARGE   | 109052               | 116490   | 0        | 2026 | 9       | INV | P | 162.79          | 031326vo | 81837 EXP#000065           |
| 009998                        | IVAN OMAR GONZALEZ H | 109053               | 116491   | 0        | 2026 | 9       | INV | P | 15.17           | 031326vo | 81859 EXP#000066           |
| 009998                        | SALAZAR GUTIERREZ, Y | 109054               | 116492   | 0        | 2026 | 9       | INV | P | 18.49           | 031326vo | 81887 EXP#000067           |
| 009998                        | K2C PROPERTIES LLC   | 109055               | 116493   | 0        | 2026 | 9       | INV | P | 19.69           | 031326vo | 81864 EXP#000068           |
| 009998                        | JOHNATHON D MENDOZA  | 109056               | 116494   | 0        | 2026 | 9       | INV | P | 63.23           | 031326vo | 81863 EXP#000069           |
| 009998                        | DENISE BOYEA         | 109057               | 116495   | 0        | 2026 | 9       | INV | P | 6.14            | 031326vo | 81848 EXP#000070           |
| 009998                        | MANDALIN PROPERTIES  | 109058               | 116496   | 0        | 2026 | 9       | INV | P | 45.00           | 031326vo | 81875 EXP#000071           |
| 009998                        | RAMIREZ HURTADO, ISR | 109059               | 116497   | 0        | 2026 | 9       | INV | P | 17.29           | 031326vo | 81882 EXP#000072           |
| 009998                        | FERNANDEZ, CARLOS    | 109060               | 116498   | 0        | 2026 | 9       | INV | P | 20.05           | 031326vo | 81855 EXP#000073           |
| 009998                        | WHEELER CHIROPRACTIC | 109061               | 116499   | 0        | 2026 | 9       | INV | P | 3.21            | 031326vo | 81891 EXP#000074           |
| 009998                        | SAVINO MARTINEZ      | 109062               | 116500   | 0        | 2026 | 9       | INV | P | 6.12            | 031326vo | 81889 EXP#000075           |
| 009998                        | ROY L/MARY J RAYROUX | 109063               | 116501   | 0        | 2026 | 9       | INV | P | 8.29            | 031326vo | 81886 EXP#000076           |
| 009998                        | CYNTHIA L DAVID      | 109064               | 116502   | 0        | 2026 | 9       | INV | P | 158.92          | 031326vo | 81846 EXP#000077           |
| 009998                        | CHIPS & QUESO LLC    | 109065               | 116503   | 0        | 2026 | 9       | INV | P | 17.84           | 031326vo | 81838 EXP#000078           |
| 009998                        | RIVERA, NICOLAS      | 109066               | 116504   | 0        | 2026 | 9       | INV | P | 73.07           | 031326vo | 81883 EXP#000079           |
| 009998                        | ASTORGA, MONICA E    | 109067               | 116505   | 0        | 2026 | 9       | INV | P | 2.12            | 031326vo | 81833 EXP#000080           |
| 009998                        | CORRALES CONSTRUCTIO | 109068               | 116506   | 0        | 2026 | 9       | INV | P | 1.16            | 031326vo | 81840 EXP#000081           |

INVOICE LIST BY GL ACCOUNT

| YEAR/PERIOD: 2026/9 TO 2026/9 |                      | ACCOUNT/VENDOR | DOCUMENT | VOUCHER | PO   | YEAR/PR | TYP | S | CHECK RUN | CHECK    | DESCRIPTION       |
|-------------------------------|----------------------|----------------|----------|---------|------|---------|-----|---|-----------|----------|-------------------|
| 009998                        | NAVARRETTE, GUADALUP | 109069         | 116507   | 0       | 2026 | 9       | INV | P | 1.64      | 031326VO | 81879 EXP#000082  |
| 009998                        | PATRICIA VALENZUELA  | 109070         | 116508   | 0       | 2026 | 9       | INV | P | 3.90      | 031326VO | 81880 EXP#000083  |
| 009998                        | WILSONQ, LINDA       | 109071         | 116509   | 0       | 2026 | 9       | INV | P | 2.10      | 031326VO | 81893 EXP#000084  |
| 009998                        | KT HOMES             | 109073         | 116511   | 0       | 2026 | 9       | INV | P | 30.73     | 032726cb | 326880 EXP#000086 |
| 009998                        | RODRIQUEZ, TRINA     | 109074         | 116512   | 0       | 2026 | 9       | INV | P | 223.18    | 031326VO | 81884 EXP#000087  |
| 009998                        | GLENN A TODD         | 109075         | 116513   | 0       | 2026 | 9       | INV | P | 10.33     | 031326VO | 81858 EXP#000088  |
| 009998                        | KAYLEN FAULKNER      | 109076         | 116514   | 0       | 2026 | 9       | INV | P | 11.47     | 031326VO | 81866 EXP#000089  |
| 009998                        | ESMERALDA BERNAL     | 109077         | 116515   | 0       | 2026 | 9       | INV | P | 27.85     | 031326VO | 81854 EXP#000090  |
| 009998                        | CLAYTON SUNWEST      | 109078         | 116516   | 0       | 2026 | 9       | INV | P | 20.57     | 031326VO | 81839 EXP#000091  |
| 009998                        | W L MELTON           | 109079         | 116517   | 0       | 2026 | 9       | INV | P | .47       | 031326VO | 81890 EXP#000092  |
| 009998                        | DUNAGAN, ASSOCIATES  | 109080         | 116518   | 0       | 2026 | 9       | INV | P | 45.09     | 031326VO | 81853 EXP#000093  |
| 009998                        | CORRALES CONSTRUCTIO | 109081         | 116519   | 0       | 2026 | 9       | INV | P | 15.19     | 031326VO | 81841 EXP#000094  |
| 009998                        | CORRALES CONSTRUCTIO | 109082         | 116520   | 0       | 2026 | 9       | INV | P | 19.39     | 031326VO | 81842 EXP#000095  |
| 009998                        | MITCHELL, SHAWN      | 109083         | 116521   | 0       | 2026 | 9       | INV | P | 39.46     | 031326VO | 81878 EXP#000096  |
| 009998                        | AMANDA RYAN          | 109084         | 116522   | 0       | 2026 | 9       | INV | P | 94.21     | 031326VO | 81831 EXP#000097  |
| 009998                        | MAGANA, ALDO A       | 109085         | 116523   | 0       | 2026 | 9       | INV | P | 8.15      | 031326VO | 81874 EXP#000098  |
| 009998                        | KAT ENERGY SERVICES  | 109086         | 116524   | 0       | 2026 | 9       | INV | P | 24.04     | 031326VO | 81865 EXP#000099  |
| 009998                        | CORRALES CONSTRUCTIO | 109087         | 116525   | 0       | 2026 | 9       | INV | P | 9.60      | 031326VO | 81843 EXP#000100  |
| 009998                        | KT HOMES             | 109088         | 116526   | 0       | 2026 | 9       | INV | P | 30.79     | 032726cb | 326881 EXP#000101 |
| 009998                        | LUDOLPH HARRIS       | 109089         | 116527   | 0       | 2026 | 9       | INV | P | 8.36      | 031326VO | 81873 EXP#000102  |
| 009998                        | SALLY STADE          | 109090         | 116528   | 0       | 2026 | 9       | INV | P | 2.68      | 031326VO | 81888 EXP#000103  |
| 009998                        | DORANTES, JAMES SANT | 109092         | 116530   | 0       | 2026 | 9       | INV | P | 123.32    | 031326VO | 81850 EXP#000105  |
| 009998                        | DUNAGAN ASSOCIATES   | 109093         | 116531   | 0       | 2026 | 9       | INV | P | 3.90      | 031326VO | 81851 EXP#000106  |
| 009998                        | KT HOMES             | 109094         | 116532   | 0       | 2026 | 9       | INV | P | 30.76     | 032726cb | 326882 EXP#000107 |
| 009998                        | CORRALES CONSTRUCTIO | 109095         | 116533   | 0       | 2026 | 9       | INV | P | 13.04     | 031326VO | 81844 EXP#000108  |
| 009998                        | KT HOMES             | 109096         | 116534   | 0       | 2026 | 9       | INV | P | 30.79     | 032726cb | 326883 EXP#000109 |
| 009998                        | BLANKENSHIP, JEANNIN | 109097         | 116535   | 0       | 2026 | 9       | INV | P | 12.81     | 031326VO | 81836 EXP#000110  |
| 009998                        | DUNAGAN ASSOCIATES   | 109098         | 116536   | 0       | 2026 | 9       | INV | P | 8.39      | 031326VO | 81852 EXP#000111  |
| 009998                        | PEGGY ANN MEDRANO    | 109099         | 116537   | 0       | 2026 | 9       | INV | P | 23.94     | 031326VO | 81881 EXP#000112  |
| 009998                        | GARY/CYNTHIA GANDY   | 109100         | 116538   | 0       | 2026 | 9       | INV | P | 30.79     | 031326VO | 81857 EXP#000113  |
| 009998                        | JESSICA STACY        | 109101         | 116539   | 0       | 2026 | 9       | INV | P | 13.84     | 031326VO | 81862 EXP#000114  |
| 009998                        | JAYDEN H JENKINS     | 109102         | 116540   | 0       | 2026 | 9       | INV | P | 29.08     | 031326VO | 81860 EXP#000115  |
| 009998                        | FRANCO, TIMOTHY ERNE | 109103         | 116541   | 0       | 2026 | 9       | INV | P | 6.79      | 031326VO | 81856 EXP#000116  |
| 009998                        | CORRALES CONSTRUCTIO | 109104         | 116542   | 0       | 2026 | 9       | INV | P | 25.61     | 031326VO | 81845 EXP#000117  |
| 009998                        | DE LEON MACIAS, JOSE | 109105         | 116543   | 0       | 2026 | 9       | INV | P | 26.31     | 031326VO | 81847 EXP#000118  |
|                               |                      |                |          |         |      |         |     |   | 1,990.60  |          |                   |
| ACCOUNT TOTAL                 |                      |                |          |         |      |         |     |   | 1,990.60  |          |                   |
| 700                           | 34230                |                |          |         |      |         |     |   |           |          |                   |
| 009998                        | MARK COMER           | 109072         | 116510   | 0       | 2026 | 9       | INV | P | 14.39     | 031326VO | 81876 EXP#000085  |
| ACCOUNT TOTAL                 |                      |                |          |         |      |         |     |   | 14.39     |          |                   |
| 700                           | 34240                |                |          |         |      |         |     |   |           |          |                   |
| 009998                        | KIEWIT US CONTRACTOR | 109043         | 116481   | 0       | 2026 | 9       | INV | P | 1,016.23  | 031326VO | 81867 EXP#000056  |
| ACCOUNT TOTAL                 |                      |                |          |         |      |         |     |   | 1,016.23  |          |                   |
| 700                           | 34250                |                |          |         |      |         |     |   |           |          |                   |
| 009998                        | DUNAGAN, ASSOCIATES  | 109080         | 116518   | 0       | 2026 | 9       | INV | P | .65       | 031326VO | 81853 EXP#000093  |

INVOICE LIST BY GL ACCOUNT

| YEAR/PERIOD: 2026/9 TO 2026/9 |                      | ACCOUNT/VENDOR | DOCUMENT | VOUCHER  | PO      | YEAR/PR | TYP | S     | CHECK RUN     | CHECK    | DESCRIPTION                 |
|-------------------------------|----------------------|----------------|----------|----------|---------|---------|-----|-------|---------------|----------|-----------------------------|
| 009998                        | ROY H CAREY JR       | 109091         | 116529   | 0        | 2026    | 9       | INV | P     | 1,231.38      | 031326VO | 81885 EXP#000104            |
|                               |                      |                |          |          |         |         |     |       | 1,232.03      |          |                             |
|                               |                      |                |          |          |         |         |     |       | ACCOUNT TOTAL |          | 1,232.03                    |
|                               |                      |                |          |          | ORG 700 |         |     | TOTAL |               |          | 87,668.15                   |
| 70000                         |                      |                |          |          |         |         |     |       |               |          | Water                       |
| 70000                         | 61200                |                |          |          |         |         |     |       |               |          | ConProf-General             |
| 008089                        | THE WATER WORKS INC  | 108491         | 115912   | 22600084 | 2026    | 9       | INV | P     | 45.00         | 030626PE | 1007104 EST YRLY WATER BOTT |
| 008089                        | THE WATER WORKS INC  | 109173         | 116613   | 22600084 | 2026    | 9       | INV | P     | 9.00          | 032026cb | 1007172 EST YRLY WATER BOTT |
|                               |                      |                |          |          |         |         |     |       | 54.00         |          |                             |
| 011012                        | ADVANCED PEST & WEED | 108807         | 116237   | 22600086 | 2026    | 9       | INV | P     | 53.70         | 031326cb | 1007110 PEST CONTROL SERVIC |
| 011012                        | ADVANCED PEST & WEED | 108844         | 116276   | 22600086 | 2026    | 9       | INV | P     | 53.70         | 031326cb | 1007110 PEST CONTROL SERVIC |
|                               |                      |                |          |          |         |         |     |       | 107.40        |          |                             |
|                               |                      |                |          |          |         |         |     |       | ACCOUNT TOTAL |          | 161.40                      |
| 70000                         | 64425                |                |          |          |         |         |     |       |               |          | Ops-Landscaping             |
| 000820                        | LAWN RANGERS         | 108365         | 115778   | 22600493 | 2026    | 9       | INV | P     | 125.00        | 030626PE | 1007088 Monthly lawn care f |
| 002625                        | THE GARDEN MART, INC | 108544         | 115967   | 22603725 | 2026    | 9       | INV | P     | 4,081.04      | 030626PE | 1007102 Tree trimming at th |
|                               |                      |                |          |          |         |         |     |       | ACCOUNT TOTAL |          | 4,206.04                    |
| 70000                         | 64475                |                |          |          |         |         |     |       |               |          | Ops-Material & Supplies     |
| 000246                        | ROLFSON OIL          | 108357         | 115770   | 22605789 | 2026    | 9       | INV | P     | 3,860.50      | 030626PE | 1007095 hydraulic oil for w |
| 000438                        | BAKER UTILITY SUPPLY | 109144         | 116584   | 22605237 | 2026    | 9       | INV | P     | 528.00        | 032026cb | 326751 Chalk paint to mark  |
| 000458                        | BENMARK SUPPLY CO.,  | 109212         | 116652   | 22606113 | 2026    | 9       | INV | P     | 3,450.00      | 032026cb | 1007149 Replace FH Meter    |
| 000616                        | BES                  | 108480         | 115901   | 22605625 | 2026    | 9       | INV | P     | 14.05         | 030626PE | 1007074 restock warehouse/m |
| 000616                        | BES                  | 108903         | 116336   | 22606082 | 2026    | 9       | INV | P     | 40.68         | 031326cb | 1007112 gaskets for camloc  |
|                               |                      |                |          |          |         |         |     |       | 54.73         |          |                             |
| 000992                        | CED                  | 109219         | 116659   | 22604625 | 2026    | 9       | INV | P     | 36.63         | 032026cb | 326761 repairs @Garage, Ne  |
| 001788                        | PVS DX INC           | 109522         | 116974   | 22600624 | 2026    | 9       | INV | P     | 2,510.00      | 032726cb | 326892 EST YR 1 TON CHLORI  |
| 002933                        | GRAINGER             | 108416         | 115835   | 22605876 | 2026    | 9       | INV | P     | 11.80         | 030626PE | 326595 Repair DE 5mil       |
| 002933                        | GRAINGER             | 108729         | 116156   | 22605660 | 2026    | 9       | INV | P     | 139.74        | 031326cb | 326693 goggles for ppe,wan  |
| 002933                        | GRAINGER             | 108885         | 116318   | 22605992 | 2026    | 9       | INV | P     | 892.04        | 031326cb | 326693 bearing & gear oil   |
|                               |                      |                |          |          |         |         |     |       | 1,043.58      |          |                             |
| 003058                        | JAMES HAMILTON CONST | 108893         | 116326   | 22602984 | 2026    | 9       | INV | P     | 213.67        | 031326cb | 1007124 NMDOT type I or II  |

INVOICE LIST BY GL ACCOUNT

| YEAR/PERIOD: 2026/9 TO 2026/9 |                      | ACCOUNT/VENDOR | DOCUMENT | VOUCHER | PO       | YEAR/PR | TYP | S                      | CHECK RUN       | CHECK    | DESCRIPTION                 |
|-------------------------------|----------------------|----------------|----------|---------|----------|---------|-----|------------------------|-----------------|----------|-----------------------------|
| 003058                        | JAMES HAMILTON       | CONST          | 109221   | 116661  | 22602984 | 2026    | 9   | INV P                  | 853.34          | 032026cb | 1007160 NMDOT type I or II  |
| 003058                        | JAMES HAMILTON       | CONST          | 109508   | 116960  | 22602984 | 2026    | 9   | INV P                  | 227.80          | 032726cb | 1007193 NMDOT type I or II  |
|                               |                      |                |          |         |          |         |     |                        | <b>1,294.81</b> |          |                             |
| 005639                        | OFFICE DEPOT INC.    |                | 109523   | 116976  | 22606191 | 2026    | 9   | INV P                  | 109.16          | 032726cb | 326878 DAILY USE OF OFFICE  |
| 005639                        | OFFICE DEPOT INC.    |                | 109684   | 117144  | 22606191 | 2026    | 9   | INV P                  | 183.90          | 033126cb | 326944 DAILY USE OF OFFICE  |
| 005639                        | OFFICE DEPOT INC.    |                | 109685   | 117145  | 22606191 | 2026    | 9   | INV P                  | 337.99          | 033126cb | 326944 DAILY USE OF OFFICE  |
|                               |                      |                |          |         |          |         |     |                        | <b>631.05</b>   |          |                             |
| 008364                        | WEX BANK             |                | 109471   | 116919  | 22605232 | 2026    | 9   | DIR P                  | 133.81          |          | 3263785 WEX CC MARCH 2026   |
| 011350                        | GLOBAL EQUIPMENT CO. |                | 109339   | 116783  | 22606243 | 2026    | 9   | INV P                  | 2,781.15        | 032026cb | 326771 Replace shelves for  |
| 011815                        | LOWE'S               |                | 108886   | 116319  | 22605979 | 2026    | 9   | INV P                  | 14.23           | 031326cb | 326702 replace fuel can &   |
| 011815                        | LOWE'S               |                | 109027   | 116464  | 22606142 | 2026    | 9   | INV P                  | 32.26           | 031326cb | 326702 Hose for complex/An  |
| 011815                        | LOWE'S               |                | 109323   | 116767  | 22606261 | 2026    | 9   | INV P                  | 94.77           | 032026cb | 326786 glue primer & seala  |
|                               |                      |                |          |         |          |         |     |                        | <b>141.26</b>   |          |                             |
| 012318                        | CORE & MAIN LP       |                | 108731   | 116158  | 22604838 | 2026    | 9   | INV P                  | 1,310.00        | 031326cb | 326683 gaskets & antennas   |
| 013366                        | NATIONAL INDUSTRIAL  |                | 109184   | 116624  | 22605050 | 2026    | 9   | INV P                  | 1,151.04        | 032026cb | 1007166 marking paints to c |
| 013366                        | NATIONAL INDUSTRIAL  |                | 109595   | 117051  | 22606335 | 2026    | 9   | INV P                  | 598.00          | 032726cb | 1007199 gloves & hydration  |
|                               |                      |                |          |         |          |         |     |                        | <b>1,749.04</b> |          |                             |
| ACCOUNT TOTAL                 |                      |                |          |         |          |         |     |                        | 19,524.56       |          |                             |
| 70000                         | 64575                |                |          |         |          |         |     | Ops-PPE                |                 |          |                             |
| 000616                        | BES                  |                | 108480   | 115901  | 22605625 | 2026    | 9   | INV P                  | 18.98           | 030626PE | 1007074 restock warehouse/m |
| 002933                        | GRAINGER             |                | 108729   | 116156  | 22605660 | 2026    | 9   | INV P                  | 39.54           | 031326cb | 326693 goggles for ppe,wan  |
| 010647                        | MOBILE SAFETY & CONS |                | 109632   | 117090  | 22605936 | 2026    | 9   | INV P                  | 114.79          | 033126cb | 1007225 FIT TESTING FOR HAL |
| 013366                        | NATIONAL INDUSTRIAL  |                | 109595   | 117051  | 22606335 | 2026    | 9   | INV P                  | 398.00          | 032726cb | 1007199 gloves & hydration  |
| ACCOUNT TOTAL                 |                      |                |          |         |          |         |     |                        | 571.31          |          |                             |
| 70000                         | 64600                |                |          |         |          |         |     | Ops-Postage & Shipping |                 |          |                             |
| 005972                        | POSTAL PROS, INC     |                | 108523   | 115946  | 22600707 | 2026    | 9   | INV P                  | 2,695.54        | 030626PE | 326629 Printing and Mailin  |
| ACCOUNT TOTAL                 |                      |                |          |         |          |         |     |                        | 2,695.54        |          |                             |
| 70000                         | 64775                |                |          |         |          |         |     | Ops-Tools & Equip      |                 |          |                             |
| 004925                        | MSC INDUSTRIAL SUPPL |                | 108726   | 116153  | 22605164 | 2026    | 9   | INV P                  | 35.57           | 031326cb | 326710 service wrench for   |
| 004925                        | MSC INDUSTRIAL SUPPL |                | 109524   | 116977  | 22606353 | 2026    | 9   | INV P                  | 18.58           | 032726cb | 326873 replace combo wrench |
|                               |                      |                |          |         |          |         |     |                        | <b>54.15</b>    |          |                             |

INVOICE LIST BY GL ACCOUNT

| YEAR/PERIOD: 2026/9 TO 2026/9 |                      | ACCOUNT/VENDOR | DOCUMENT | VOUCHER | PO       | YEAR/PR | TYP | S   | CHECK RUN | CHECK     | DESCRIPTION |           |                     |  |               |                 |
|-------------------------------|----------------------|----------------|----------|---------|----------|---------|-----|-----|-----------|-----------|-------------|-----------|---------------------|--|---------------|-----------------|
| 013398                        | NORTHERN             | TOOL/EQUIP     | 108355   | 115768  | 22605733 | 2026    | 9   | INV | P         | 343.00    | 030626PE    | 326622    | Replace Grease gun  |  |               |                 |
| 013398                        | NORTHERN             | TOOL/EQUIP     | 108781   | 116210  | 22606044 | 2026    | 9   | INV | P         | 319.00    | 031326cb    | 326715    | Replace tool broken |  |               |                 |
|                               |                      |                |          |         |          |         |     |     |           |           |             |           | 662.00              |  |               |                 |
|                               |                      |                |          |         |          |         |     |     |           |           |             |           |                     |  | ACCOUNT TOTAL | 716.15          |
| 70000                         | 64825                |                |          |         |          |         |     |     |           |           |             |           |                     |  |               | ops-vehicle     |
| 008364                        | WEX BANK             |                | 108591   | 116015  | 22600578 | 2026    | 9   | DIR | P         | 5,425.53  |             | 900378535 | Opps vehicle WEX 20 |  |               |                 |
|                               |                      |                |          |         |          |         |     |     |           |           |             |           |                     |  | ACCOUNT TOTAL | 5,425.53        |
| 70000                         | 65000                |                |          |         |          |         |     |     |           |           |             |           |                     |  |               | Maint-Building  |
| 000510                        | BLAINE INDUSTRIAL    | SU             | 108730   | 116157  | 22605805 | 2026    | 9   | INV | P         | 95.76     | 031326cb    | 1007113   | rags, liners & tow  |  |               |                 |
| 000806                        | ALK INC              |                | 109386   | 116832  | 22605119 | 2026    | 9   | INV | P         | 133.19    | 032726cb    | 326833    | WATER MAINTENANCE B |  |               |                 |
| 000992                        | CED                  |                | 108953   | 116387  | 22604991 | 2026    | 9   | INV | P         | 102.00    | 031326cb    | 326675    | repairs @ARuiz & Te |  |               |                 |
| 007168                        | SPRINGTIME CLEANING  |                | 109172   | 116612  | 22604581 | 2026    | 9   | INV | P         | 800.10    | 032026cb    | 1007171   | BUILDING CLEANING S |  |               |                 |
|                               |                      |                |          |         |          |         |     |     |           |           |             |           |                     |  | ACCOUNT TOTAL | 1,131.05        |
| 70000                         | 65050                |                |          |         |          |         |     |     |           |           |             |           |                     |  |               | Maint-Equipment |
| 002933                        | GRAINGER             |                | 109538   | 116991  | 22606323 | 2026    | 9   | INV | P         | 268.74    | 032726cb    | 326855    | Batteries for Scada |  |               |                 |
| 007558                        | 4 RIVERS EQUIPMENT   |                | 108923   | 116357  | 22605998 | 2026    | 9   | INV | P         | 211.37    | 031326cb    | 1007108   | Repair Backhoe #167 |  |               |                 |
| 007558                        | 4 RIVERS EQUIPMENT   |                | 108926   | 116360  | 22605998 | 2026    | 9   | CRM | P         | -121.75   | 031326cb    | 1007108   | Repair Backhoe #167 |  |               |                 |
| 007558                        | 4 RIVERS EQUIPMENT   |                | 108927   | 116361  | 22605998 | 2026    | 9   | INV | P         | 269.58    | 031326cb    | 1007108   | Repair Backhoe #167 |  |               |                 |
|                               |                      |                |          |         |          |         |     |     |           |           |             |           |                     |  |               | 359.20          |
| 007937                        | VERMEER SALES SW     |                | 109147   | 116586  | 22605495 | 2026    | 9   | INV | P         | 36.56     | 032026cb    | 1007174   | keys for vermeer va |  |               |                 |
| 008027                        | WAGNER EQUIPMENT COR |                | 109477   | 116926  | 22606417 | 2026    | 9   | INV | P         | 4,686.14  | 032726cb    | 1007213   | diagnostic & repair |  |               |                 |
| 008027                        | WAGNER EQUIPMENT COR |                | 109651   | 117110  | 22606417 | 2026    | 9   | CRM | P         | -4,686.14 | 033126cb    | 1007231   | diagnostic & repair |  |               |                 |
|                               |                      |                |          |         |          |         |     |     |           |           |             |           |                     |  |               | .00             |
| 011079                        | HEIL OF TEXAS        |                | 108408   | 115826  | 22605539 | 2026    | 9   | INV | P         | 7,443.93  | 030626PE    | 326597    | Est repairs for vac |  |               |                 |
| 011317                        | ADVANCE AUTO PARTS   |                | 108470   | 115890  | 22605938 | 2026    | 9   | INV | P         | 118.76    | 030626PE    | 326568    | JD Backhoe antifree |  |               |                 |
| 011815                        | LOWE'S               |                | 108886   | 116319  | 22605979 | 2026    | 9   | INV | P         | 103.55    | 031326cb    | 326702    | replace fuel can &  |  |               |                 |
| 011815                        | LOWE'S               |                | 108887   | 116320  | 22605979 | 2026    | 9   | CRM | P         | -103.55   | 031326cb    | 326702    | replace fuel can &  |  |               |                 |
| 011815                        | LOWE'S               |                | 108888   | 116321  | 22605979 | 2026    | 9   | INV | P         | 75.98     | 031326cb    | 326702    | replace fuel can &  |  |               |                 |
| 011815                        | LOWE'S               |                | 108972   | 116406  | 22606152 | 2026    | 9   | INV | P         | 28.46     | 031326cb    | 326702    | grease gun for vact |  |               |                 |
|                               |                      |                |          |         |          |         |     |     |           |           |             |           |                     |  |               | 104.44          |
|                               |                      |                |          |         |          |         |     |     |           |           |             |           |                     |  | ACCOUNT TOTAL | 8,331.63        |

INVOICE LIST BY GL ACCOUNT

| YEAR/PERIOD: 2026/9 TO 2026/9 |        | ACCOUNT/VENDOR       | DOCUMENT | VOUCHER | PO       | YEAR/PR                   | TYP S | CHECK RUN | CHECK    | DESCRIPTION                   |
|-------------------------------|--------|----------------------|----------|---------|----------|---------------------------|-------|-----------|----------|-------------------------------|
| 70000                         | 65350  |                      |          |         |          | Maint-Service Line        |       |           |          |                               |
|                               | 001290 | CONSTRUCTOR'S INC.   | 108492   | 115913  | 22605689 | 2026 9 INV P              |       | 318.85    | 030626PE | 1007080 Pathway for Track h   |
|                               | 003601 | J & J PIPE & SUPPLY  | 109159   | 116599  | 22606213 | 2026 9 INV P              |       | 63.81     | 032026cb | 326773 Need ASAP for a job    |
|                               |        |                      |          |         |          | ACCOUNT TOTAL             |       | 382.66    |          |                               |
| 70000                         | 65550  |                      |          |         |          | Maint-Vehicle             |       |           |          |                               |
|                               | 000366 | SOUTHERN TIRE MART   | 109132   | 116571  | 22600733 | 2026 9 INV P              |       | 607.90    | 032026cb | 326818 estimated costs for    |
|                               | 000915 | CARLSBAD AUTO SUPPLY | 109230   | 116670  | 22606306 | 2026 9 INV P              |       | 473.10    | 032026cb | 1007151 replace battery on    |
|                               | 003541 | CARLSBAD FORD        | 109322   | 116766  | 22606240 | 2026 9 INV P              |       | 396.54    | 032026cb | 326757 Seat covers for F55    |
|                               | 004779 | MASTER LUBE INC      | 108404   | 115821  | 22604458 | 2026 9 INV P              |       | 154.94    | 030626PE | 326613 OIL CHANGES FOR WAT    |
|                               | 004779 | MASTER LUBE INC      | 109129   | 116567  | 22604458 | 2026 9 INV P              |       | 100.19    | 032026cb | 326789 OIL CHANGES FOR WAT    |
|                               | 004779 | MASTER LUBE INC      | 109520   | 116973  | 22604458 | 2026 9 INV P              |       | 137.82    | 032726cb | 326868 OIL CHANGES FOR WAT    |
|                               |        |                      |          |         |          |                           |       | 392.95    |          |                               |
|                               | 012830 | 4 ELEMENTS AUTO      | 109277   | 116720  | 22606078 | 2026 9 INV P              |       | 4,370.24  | 032026cb | 1007146 Service/Upgrade sus   |
|                               | 012830 | 4 ELEMENTS AUTO      | 109596   | 117052  | 22606424 | 2026 9 INV P              |       | 2,222.88  | 032726cb | 1007179 #15303 Steering iss   |
|                               |        |                      |          |         |          |                           |       | 6,593.12  |          |                               |
|                               |        |                      |          |         |          | ACCOUNT TOTAL             |       | 8,463.61  |          |                               |
| 70000                         | 66000  |                      |          |         |          | Empl-Dues & Subscriptions |       |           |          |                               |
|                               | 000150 | AMERICAN WATER WORKS | 109708   | 117168  | 22606551 | 2026 9 INV P              |       | 4,923.00  | 033126cb | 326926 YEARLY EST 2026 MEM    |
|                               | 002608 | APWA                 | 109509   | 116961  | 22606433 | 2026 9 INV P              |       | 1,325.00  | 032726cb | 326838 RENEWAL MIKE ABELL     |
|                               | 008081 | WATER ENVIRONMENT    | 109707   | 117167  | 22606554 | 2026 9 INV P              |       | 440.00    | 033126cb | 326957 EST YEARLY 2026 WE     |
|                               |        |                      |          |         |          | ACCOUNT TOTAL             |       | 6,688.00  |          |                               |
| 70000                         | 66100  |                      |          |         |          | Empl-Training             |       |           |          |                               |
|                               | 008364 | WEX BANK             | 109471   | 116919  | 22605232 | 2026 9 DIR P              |       | 1,900.00  |          | 3263785 WEX CC MARCH 2026     |
|                               |        |                      |          |         |          | ACCOUNT TOTAL             |       | 1,900.00  |          |                               |
| 70000                         | 66200  |                      |          |         |          | Empl-Per Diem             |       |           |          |                               |
|                               | 000503 | ANTHONY QUESADA      | 109006   | 116440  | 0        | 2026 9 INV P              |       | 430.00    | 031326cb | 326663 Line Locator Traini    |
|                               | 013167 | DAVID RAMIREZ        | 109007   | 116441  | 0        | 2026 9 INV P              |       | 430.00    | 031326cb | 326685 Line Locator Traini    |
|                               |        |                      |          |         |          | ACCOUNT TOTAL             |       | 860.00    |          |                               |
| 70000                         | 67100  |                      |          |         |          | Util-Electric             |       |           |          |                               |
|                               | 008375 | XCEL ENERGY SERVICES | 108751   | 116179  | 22600326 | 2026 9 DIR P              |       | 27,290.17 |          | 900378536 Electricity Usage   |
|                               | 008375 | XCEL ENERGY SERVICES | 108889   | 116322  | 22600794 | 2026 9 DIR P              |       | 366.28    |          | 900378537 Electric Services F |
|                               | 008375 | XCEL ENERGY SERVICES | 108971   | 116405  | 22600239 | 2026 9 INV P              |       | 1,154.55  | 031326cb | 326745 account 54-00131014    |

INVOICE LIST BY GL ACCOUNT

| YEAR/PERIOD:   | 2026/9               | TO       | 2026/9  |          |         |     |       |           |          |                                |                     |            |
|----------------|----------------------|----------|---------|----------|---------|-----|-------|-----------|----------|--------------------------------|---------------------|------------|
| ACCOUNT/VENDOR |                      | DOCUMENT | VOUCHER | PO       | YEAR/PR | TYP | S     | CHECK RUN | CHECK    | DESCRIPTION                    |                     |            |
|                |                      |          |         |          |         |     |       |           |          |                                |                     | 28,811.00  |
|                |                      |          |         |          |         |     |       |           |          | ACCOUNT TOTAL                  |                     | 28,811.00  |
| 70000          | 67200                |          |         |          |         |     |       |           |          | Util-Gas                       |                     |            |
| 005810         | NEW MEXICO GAS CO. I | 109556   | 117012  | 22600570 | 2026    | 9   | INV P | 92.20     | 032726cb | 326876                         | Util-Gas 2026       |            |
|                |                      |          |         |          |         |     |       |           |          | ACCOUNT TOTAL                  |                     | 92.20      |
| 70000          | 67400                |          |         |          |         |     |       |           |          | Util-Telephone & Communication |                     |            |
| 000388         | MISSION COMM         | 109336   | 116780  | 22600620 | 2026    | 9   | INV P | 635.40    | 032026cb | 1007164                        | EST YRLY 7/25 TO 6/ |            |
| 000391         | AT&T CORPORATION     | 109204   | 116639  | 22600548 | 2026    | 9   | INV P | 12.01     | 032026cb | 326750                         | Annual Long Distanc |            |
| 007860         | WINDSTREAM COMMUNICA | 108628   | 116053  | 22600552 | 2026    | 9   | INV P | 93.45     | 030626PE | 326654                         | Annual Telephone Se |            |
| 007860         | WINDSTREAM COMMUNICA | 109714   | 117174  | 22600552 | 2026    | 9   | INV P | 241.50    | 033126cb | 326958                         | Annual Telephone Se |            |
|                |                      |          |         |          |         |     |       |           |          |                                |                     | 334.95     |
| 011901         | VERIZON WIRELESS     | 108654   | 116080  | 22600315 | 2026    | 9   | INV P | 34.23     | 030626PE | 326651                         | EST YRLY WTR AIRCD/ |            |
| 011901         | VERIZON WIRELESS     | 108732   | 116159  | 22600315 | 2026    | 9   | INV P | 340.22    | 031326cb | 326741                         | EST YRLY WTR AIRCD/ |            |
|                |                      |          |         |          |         |     |       |           |          |                                |                     | 374.45     |
|                |                      |          |         |          |         |     |       |           |          | ACCOUNT TOTAL                  |                     | 1,356.81   |
| 70000          | 67500                |          |         |          |         |     |       |           |          | Util-water                     |                     |            |
| 008070         | WATER DEPARTMENT     | 108502   | 115925  | 22600643 | 2026    | 9   | INV P | 239.41    | 030626PE | 326652                         | Monthly Department  |            |
|                |                      |          |         |          |         |     |       |           |          | ACCOUNT TOTAL                  |                     | 239.41     |
| 70000          | 80400                |          |         |          |         |     |       |           |          | Cap-Infrastructure             |                     |            |
| 005218         | MILLER ENGINEERS INC | 108693   | 116120  | 22604193 | 2026    | 9   | INV P | 18,668.08 | 031326cb | 1007129                        | COC E. MAILEY INDUS |            |
|                |                      |          |         |          |         |     |       |           |          | ACCOUNT TOTAL                  |                     | 18,668.08  |
|                |                      |          |         |          |         |     |       |           |          | ORG 70000 TOTAL                |                     | 110,224.98 |
| 70001          |                      |          |         |          |         |     |       |           |          | Waste Water Treatment Plant    |                     |            |
| 70001          | 61200                |          |         |          |         |     |       |           |          | ConProf-General                |                     |            |
| 002301         | EUROFINS ENVIRONMENT | 108415   | 115833  | 22600354 | 2026    | 9   | INV P | 242.16    | 030626PE | 326593                         | Monthly sampling se |            |
| 002301         | EUROFINS ENVIRONMENT | 108441   | 115860  | 22600354 | 2026    | 9   | INV P | 220.63    | 030626PE | 326593                         | Monthly sampling se |            |
| 002301         | EUROFINS ENVIRONMENT | 108632   | 116057  | 22600354 | 2026    | 9   | INV P | 220.63    | 030626PE | 326593                         | Monthly sampling se |            |
| 002301         | EUROFINS ENVIRONMENT | 109655   | 117114  | 22600354 | 2026    | 9   | INV P | 242.16    | 033126cb | 326935                         | Monthly sampling se |            |
|                |                      |          |         |          |         |     |       |           |          |                                |                     | 925.58     |
| 008089         | THE WATER WORKS INC  | 108840   | 116272  | 22600068 | 2026    | 9   | INV P | 14.94     | 031326cb | 1007141                        | Maintenance fees/Bo |            |
| 011012         | ADVANCED PEST & WEED | 108490   | 115911  | 22600087 | 2026    | 9   | INV P | 75.18     | 030626PE | 1007072                        | Annual pest control |            |

INVOICE LIST BY GL ACCOUNT

| YEAR/PERIOD: 2026/9 TO 2026/9 |                      | ACCOUNT/VENDOR | DOCUMENT | VOUCHER  | PO   | YEAR/PR | TYP S                          | CHECK RUN | CHECK     | DESCRIPTION         |
|-------------------------------|----------------------|----------------|----------|----------|------|---------|--------------------------------|-----------|-----------|---------------------|
| ACCOUNT TOTAL                 |                      |                |          |          |      |         |                                | 1,015.70  |           |                     |
| 70001                         | 64475                |                |          |          |      |         | Ops-Material & Supplies        |           |           |                     |
| 000616                        | BES                  | 109728         | 117188   | 22606496 | 2026 | 9 INV P | 207.94                         | 033126cb  | 1007215   | Misc Supplies       |
| 002933                        | GRAINGER             | 108413         | 115831   | 22605485 | 2026 | 9 INV P | 169.52                         | 030626PE  | 326595    | Colorometer         |
| 003813                        | K W FUELS, INC.      | 108610         | 116035   | 22605410 | 2026 | 9 INV P | 2,065.00                       | 030626PE  | 1007087   | Propane             |
| 003813                        | K W FUELS, INC.      | 108705         | 116132   | 22605993 | 2026 | 9 INV P | 2,380.00                       | 031326cb  | 1007125   | Propane             |
|                               |                      |                |          |          |      |         |                                | 4,445.00  |           |                     |
| ACCOUNT TOTAL                 |                      |                |          |          |      |         |                                | 4,822.46  |           |                     |
| 70001                         | 64600                |                |          |          |      |         | Ops-Postage & Shipping         |           |           |                     |
| 005972                        | POSTAL PROS, INC     | 108523         | 115946   | 22600707 | 2026 | 9 INV P | 2,695.54                       | 030626PE  | 326629    | Printing and Mailin |
| ACCOUNT TOTAL                 |                      |                |          |          |      |         |                                | 2,695.54  |           |                     |
| 70001                         | 64825                |                |          |          |      |         | ops-vehicle                    |           |           |                     |
| 008364                        | WEX BANK             | 108591         | 116015   | 22600578 | 2026 | 9 DIR P | 143.28                         |           | 900378535 | Opps vehicle WEX 20 |
| ACCOUNT TOTAL                 |                      |                |          |          |      |         |                                | 143.28    |           |                     |
| 70001                         | 65000                |                |          |          |      |         | Maint-Building                 |           |           |                     |
| 007168                        | SPRINGTIME CLEANING  | 109143         | 116582   | 22600065 | 2026 | 9 INV P | 247.01                         | 032026cb  | 1007171   | Yearly cleaning ser |
| ACCOUNT TOTAL                 |                      |                |          |          |      |         |                                | 247.01    |           |                     |
| 70001                         | 67100                |                |          |          |      |         | Util-Electric                  |           |           |                     |
| 008375                        | XCEL ENERGY SERVICES | 108751         | 116179   | 22600326 | 2026 | 9 DIR P | 12,914.17                      |           | 900378536 | Electricity Usage   |
| ACCOUNT TOTAL                 |                      |                |          |          |      |         |                                | 12,914.17 |           |                     |
| 70001                         | 67400                |                |          |          |      |         | Util-Telephone & Communication |           |           |                     |
| 000391                        | AT&T CORPORATION     | 109204         | 116639   | 22600548 | 2026 | 9 INV P | 31.48                          | 032026cb  | 326750    | Annual Long Distanc |
| 007860                        | WINDSTREAM COMMUNICA | 108833         | 116265   | 22600828 | 2026 | 9 INV P | 530.85                         | 031326cb  | 326742    | Phone Service Fees  |
| ACCOUNT TOTAL                 |                      |                |          |          |      |         |                                | 562.33    |           |                     |
| 70001                         | 67500                |                |          |          |      |         | Util-water                     |           |           |                     |
| 008070                        | WATER DEPARTMENT     | 108502         | 115925   | 22600643 | 2026 | 9 INV P | 59.20                          | 030626PE  | 326652    | Monthly Department  |
| ACCOUNT TOTAL                 |                      |                |          |          |      |         |                                | 59.20     |           |                     |
| ORG 70001 TOTAL               |                      |                |          |          |      |         |                                | 22,459.69 |           |                     |
| 70002                         |                      |                |          |          |      |         | Double Eagle                   |           |           |                     |
| 70002                         | 61200                |                |          |          |      |         | ConProf-General                |           |           |                     |
| 000440                        | BALLEAU GROUNDWATER  | 109576         | 117032   | 22600466 | 2026 | 9 INV P | 1,065.49                       | 032726cb  | 1007182   | Technical review of |

INVOICE LIST BY GL ACCOUNT

| YEAR/PERIOD: 2026/9 TO 2026/9 |                      | ACCOUNT/VENDOR | DOCUMENT | VOUCHER  | PO   | YEAR/PR                        | TYP S | CHECK RUN | CHECK     | DESCRIPTION                 |
|-------------------------------|----------------------|----------------|----------|----------|------|--------------------------------|-------|-----------|-----------|-----------------------------|
| ACCOUNT TOTAL                 |                      |                |          |          |      |                                |       | 1,065.49  |           |                             |
| 70002                         | 64475                |                |          |          |      | Ops-Material & Supplies        |       |           |           |                             |
| 000510                        | BLAINE INDUSTRIAL SU | 108730         | 116157   | 22605805 | 2026 | 9                              | INV P | 74.88     | 031326cb  | 1007113 rags, liners & towe |
| 000510                        | BLAINE INDUSTRIAL SU | 109013         | 116449   | 22605805 | 2026 | 9                              | INV P | 38.65     | 031326cb  | 1007113 rags, liners & towe |
|                               |                      |                |          |          |      |                                |       | 113.53    |           |                             |
| 011815                        | LOWE'S               | 108886         | 116319   | 22605979 | 2026 | 9                              | INV P | 21.83     | 031326cb  | 326702 replace fuel can &   |
| ACCOUNT TOTAL                 |                      |                |          |          |      |                                |       | 135.36    |           |                             |
| 70002                         | 64575                |                |          |          |      | Ops-PPE                        |       |           |           |                             |
| 010647                        | MOBILE SAFETY & CONS | 109632         | 117090   | 22605936 | 2026 | 9                              | INV P | 100.00    | 033126cb  | 1007225 FIT TESTING FOR HAL |
| ACCOUNT TOTAL                 |                      |                |          |          |      |                                |       | 100.00    |           |                             |
| 70002                         | 64825                |                |          |          |      | Ops-Vehicle                    |       |           |           |                             |
| 008364                        | WEX BANK             | 108591         | 116015   | 22600578 | 2026 | 9                              | DIR P | 1,771.30  | 900378535 | Opps vehicle WEX 20         |
| ACCOUNT TOTAL                 |                      |                |          |          |      |                                |       | 1,771.30  |           |                             |
| 70002                         | 65550                |                |          |          |      | Maint-Vehicle                  |       |           |           |                             |
| 012830                        | 4 ELEMENTS AUTO      | 109247         | 116689   | 22606205 | 2026 | 9                              | INV P | 617.49    | 032026cb  | 1007146 #14792 A/C wont hol |
| ACCOUNT TOTAL                 |                      |                |          |          |      |                                |       | 617.49    |           |                             |
| 70002                         | 67100                |                |          |          |      | Util-Electric                  |       |           |           |                             |
| 001120                        | CENTRAL VALLEY ELECT | 109171         | 116611   | 22600192 | 2026 | 9                              | INV P | 87.92     | 032026cb  | 1007152 EST YRLY ELEC SRV T |
| 004340                        | LEA COUNTY ELEC COOP | 109420         | 116866   | 22600446 | 2026 | 9                              | INV P | 8,694.74  | 032726cb  | 1007196 EST YRLY COST ELEC  |
| ACCOUNT TOTAL                 |                      |                |          |          |      |                                |       | 8,782.66  |           |                             |
| 70002                         | 67200                |                |          |          |      | Util-Gas                       |       |           |           |                             |
| 005810                        | NEW MEXICO GAS CO. I | 109022         | 116459   | 22600927 | 2026 | 9                              | INV P | 98.24     | 031326cb  | 326712 accounts 0751617 &   |
| ACCOUNT TOTAL                 |                      |                |          |          |      |                                |       | 98.24     |           |                             |
| 70002                         | 67400                |                |          |          |      | Util-Telephone & Communication |       |           |           |                             |
| 006097                        | PVT                  | 108375         | 115788   | 22600076 | 2026 | 9                              | INV P | 140.17    | 030626PE  | 326630 INTERNET SERVICE FO  |
| ACCOUNT TOTAL                 |                      |                |          |          |      |                                |       | 140.17    |           |                             |
| 70002                         | 67500                |                |          |          |      | Util-water                     |       |           |           |                             |
| 000881                        | CAPROCK WATER COMPAN | 108836         | 116268   | 22600220 | 2026 | 9                              | INV P | 25.69     | 031326cb  | 1007116 EST YRLY WATER SRV  |
| ACCOUNT TOTAL                 |                      |                |          |          |      |                                |       | 25.69     |           |                             |
| 70002                         | 80400                |                |          |          |      | Cap-Infrastructure             |       |           |           |                             |
| 000440                        | BALLEAU GROUNDWATER  | 109575         | 117031   | 22504392 | 2026 | 9                              | INV P | 1,420.65  | 032726cb  | 1007182 Tatum wellfield wat |

INVOICE LIST BY GL ACCOUNT

| YEAR/PERIOD: 2026/9 TO 2026/9 |                       | ACCOUNT/VENDOR          | DOCUMENT | VOUCHER  | PO   | YEAR/PR | TYP S | CHECK RUN | CHECK    | DESCRIPTION                   |  |
|-------------------------------|-----------------------|-------------------------|----------|----------|------|---------|-------|-----------|----------|-------------------------------|--|
| ACCOUNT TOTAL                 |                       |                         |          |          |      |         |       |           |          | 1,420.65                      |  |
| ORG 70002                     |                       |                         |          |          |      | TOTAL   |       |           |          | 14,157.05                     |  |
| 70003                         | Sewer System          |                         |          |          |      |         |       |           |          |                               |  |
| 70003                         | 64475                 | Ops-Material & Supplies |          |          |      |         |       |           |          |                               |  |
| 000616                        | BES                   | 108480                  | 115901   | 22605625 | 2026 | 9       | INV P | 13.79     | 030626PE | 1007074 restock warehouse/m   |  |
| 002933                        | GRAINGER              | 109364                  | 116809   | 22606255 | 2026 | 9       | INV P | 195.16    | 032026cb | 326772 boots for zack         |  |
| 011815                        | LOWE'S                | 109113                  | 116551   | 22605170 | 2026 | 9       | INV P | 28.48     | 032026cb | 326786 insulation & zip ti    |  |
| 013366                        | NATIONAL INDUSTRIAL   | 109184                  | 116624   | 22605050 | 2026 | 9       | INV P | 575.52    | 032026cb | 1007166 marking paints to c   |  |
| ACCOUNT TOTAL                 |                       |                         |          |          |      |         |       |           |          | 812.95                        |  |
| 70003                         | 64775                 | Ops-Tools & Equip       |          |          |      |         |       |           |          |                               |  |
| 002933                        | GRAINGER              | 109117                  | 116556   | 22606063 | 2026 | 9       | INV P | 699.86    | 032026cb | 326772 dolly to move camer    |  |
| ACCOUNT TOTAL                 |                       |                         |          |          |      |         |       |           |          | 699.86                        |  |
| 70003                         | 64825                 | Ops-Vehicle             |          |          |      |         |       |           |          |                               |  |
| 008364                        | WEX BANK              | 108591                  | 116015   | 22600578 | 2026 | 9       | DIR P | 2,164.23  |          | 900378535 opps vehicle WEX 20 |  |
| ACCOUNT TOTAL                 |                       |                         |          |          |      |         |       |           |          | 2,164.23                      |  |
| 70003                         | 65000                 | Maint-Building          |          |          |      |         |       |           |          |                               |  |
| 000992                        | CED                   | 109537                  | 116990   | 22606117 | 2026 | 9       | INV P | 2,016.91  | 032726cb | 326848 Lights for the Prim    |  |
| ACCOUNT TOTAL                 |                       |                         |          |          |      |         |       |           |          | 2,016.91                      |  |
| 70003                         | 65050                 | Maint-Equipment         |          |          |      |         |       |           |          |                               |  |
| 011815                        | LOWE'S                | 109112                  | 116550   | 22603825 | 2026 | 9       | INV P | 22.78     | 032026cb | 326786 2 Cycle fuel for Co    |  |
| ACCOUNT TOTAL                 |                       |                         |          |          |      |         |       |           |          | 22.78                         |  |
| 70003                         | 65350                 | Maint-Service Line      |          |          |      |         |       |           |          |                               |  |
| 000458                        | BENCHMARK SUPPLY CO., | 109214                  | 116654   | 22606081 | 2026 | 9       | INV P | 5,881.00  | 032026cb | 1007149 Install bypass pump   |  |
| ACCOUNT TOTAL                 |                       |                         |          |          |      |         |       |           |          | 5,881.00                      |  |
| 70003                         | 65550                 | Maint-Vehicle           |          |          |      |         |       |           |          |                               |  |
| 004779                        | MASTER LUBE INC       | 109239                  | 116680   | 22600447 | 2026 | 9       | INV P | 72.44     | 032026cb | 326789 OIL CHANGES FOR COL    |  |
| 004779                        | MASTER LUBE INC       | 109272                  | 116715   | 22600447 | 2026 | 9       | INV P | 199.97    | 032026cb | 326789 OIL CHANGES FOR COL    |  |
|                               |                       |                         |          |          |      |         |       |           |          | 272.41                        |  |
| 005668                        | OREILLY AUTO/FIRST C  | 108931                  | 116365   | 22605799 | 2026 | 9       | INV P | 34.99     | 031326cb | 1007130 steering wheel cove   |  |
| ACCOUNT TOTAL                 |                       |                         |          |          |      |         |       |           |          | 307.40                        |  |
| 70003                         | 67100                 | Util-Electric           |          |          |      |         |       |           |          |                               |  |

INVOICE LIST BY GL ACCOUNT

| YEAR/PERIOD: 2026/9 TO 2026/9 |                      | ACCOUNT/VENDOR | DOCUMENT | VOUCHER  | PO   | YEAR/PR | TYP | S | CHECK RUN | CHECK            | DESCRIPTION                   |
|-------------------------------|----------------------|----------------|----------|----------|------|---------|-----|---|-----------|------------------|-------------------------------|
| 008375                        | XCEL ENERGY SERVICES | 108751         | 116179   | 22600326 | 2026 | 9       | DIR | P |           | 5,413.70         | 900378536 Electricity Usage   |
| 008375                        | XCEL ENERGY SERVICES | 108889         | 116322   | 22600794 | 2026 | 9       | DIR | P |           | 201.82           | 900378537 Electric Services F |
| 008375                        | XCEL ENERGY SERVICES | 109653         | 117112   | 22600204 | 2026 | 9       | INV | P | 033126cb  | 30.01            | 326960 FY26 Electricity       |
|                               |                      |                |          |          |      |         |     |   |           | <b>5,645.53</b>  |                               |
| ACCOUNT TOTAL                 |                      |                |          |          |      |         |     |   |           | 5,645.53         |                               |
| 70003                         | 67500                |                |          |          |      |         |     |   |           |                  |                               |
| 008070                        | WATER DEPARTMENT     | 108502         | 115925   | 22600643 | 2026 | 9       | INV | P | 030626PE  | 736.79           | 326652 Monthly Department     |
| ACCOUNT TOTAL                 |                      |                |          |          |      |         |     |   |           | 736.79           |                               |
| 70003                         | 80400                |                |          |          |      |         |     |   |           |                  |                               |
| 005218                        | MILLER ENGINEERS INC | 108407         | 115825   | 22505776 | 2026 | 9       | INV | P | 030626PE  | 3,648.24         | 1007091 Hydraulic modeling    |
| 005218                        | MILLER ENGINEERS INC | 108693         | 116120   | 22604193 | 2026 | 9       | INV | P | 031326cb  | 5,973.25         | 1007129 COC E. MAILEY INDUS   |
| 005218                        | MILLER ENGINEERS INC | 108694         | 116121   | 22503605 | 2026 | 9       | INV | P | 031326cb  | 5,875.26         | 1007129 Design and Construc   |
|                               |                      |                |          |          |      |         |     |   |           | <b>15,496.75</b> |                               |
| 011974                        | M & M EXCAVATING INC | 108871         | 116303   | 22605540 | 2026 | 9       | INV | P | 031326cb  | 19,674.91        | 326703 EMERGENCY REPAIR, P    |
| 012318                        | CORE & MAIN LP       | 109593         | 117049   | 22606074 | 2026 | 9       | INV | P | 032726cb  | 7,914.07         | 326850 Replace Items stole    |
| ACCOUNT TOTAL                 |                      |                |          |          |      |         |     |   |           | 43,085.73        |                               |
| ORG 70003 TOTAL               |                      |                |          |          |      |         |     |   |           | 61,373.18        |                               |
| 70004                         |                      |                |          |          |      |         |     |   |           |                  |                               |
| 70004                         | 61200                |                |          |          |      |         |     |   |           |                  |                               |
| 007168                        | SPRINGTIME CLEANING  | 109139         | 116578   | 22600425 | 2026 | 9       | INV | P | 032026cb  | 182.57           | 1007171 Cleaning Services     |
| 008089                        | THE WATER WORKS INC  | 109234         | 116675   | 22600308 | 2026 | 9       | INV | P | 032026cb  | 7.00             | 1007172 water Cooler Mainte   |
| 008089                        | THE WATER WORKS INC  | 109656         | 117115   | 22600308 | 2026 | 9       | INV | P | 033126cb  | 7.00             | 1007229 water Cooler Mainte   |
|                               |                      |                |          |          |      |         |     |   |           | <b>14.00</b>     |                               |
| ACCOUNT TOTAL                 |                      |                |          |          |      |         |     |   |           | 196.57           |                               |
| 70004                         | 64475                |                |          |          |      |         |     |   |           |                  |                               |
| 001270                        | CONNELLS OFFICE SUP  | 108349         | 115762   | 22605622 | 2026 | 9       | INV | P | 030626PE  | 28.90            | 1007079 Supplies needed in    |
| 001270                        | CONNELLS OFFICE SUP  | 108350         | 115763   | 22605622 | 2026 | 9       | INV | P | 030626PE  | 60.50            | 1007079 Supplies needed in    |
| 001270                        | CONNELLS OFFICE SUP  | 108351         | 115764   | 22605622 | 2026 | 9       | INV | P | 030626PE  | 201.00           | 1007079 Supplies needed in    |
|                               |                      |                |          |          |      |         |     |   |           | <b>290.40</b>    |                               |
| 007482                        | THERMAL SCIENTIFIC,  | 108401         | 115817   | 22604429 | 2026 | 9       | INV | P | 030626PE  | 738.90           | 1007105 Supplies needed in    |
| 007482                        | THERMAL SCIENTIFIC,  | 109652         | 117111   | 22604429 | 2026 | 9       | INV | P | 033126cb  | 194.01           | 1007230 Supplies needed in    |
|                               |                      |                |          |          |      |         |     |   |           | <b>932.91</b>    |                               |
| ACCOUNT TOTAL                 |                      |                |          |          |      |         |     |   |           | 1,223.31         |                               |

INVOICE LIST BY GL ACCOUNT

| YEAR/PERIOD: 2026/9 TO 2026/9          |          |         |          |         |       |           |       |   |            |                 |
|--|----------|---------|----------|---------|-------|-----------|-------|---|------------|-----------------|
| ACCOUNT/VENDOR                         | DOCUMENT | VOUCHER | PO       | YEAR/PR | TYP S | CHECK RUN | CHECK | DESCRIPTION   |            |                 |
| 70004 64825<br>008364 WEX BANK         | 108591   | 116015  | 22600578 | 2026 9  | DIR P |           |       | ops-vehicle<br>Opps vehicle WEX 20                    | 48.26      | 900378535       |
| ACCOUNT TOTAL                          |          |         |          |         |       |           |       |   | 48.26      |                 |
| 70004 67400<br>000391 AT&T CORPORATION | 109204   | 116639  | 22600548 | 2026 9  | INV P |           |       | Util-Telephone & Communication<br>Annual Long Distanc | 31.48      | 032026cb 326750 |
| ACCOUNT TOTAL                          |          |         |          |         |       |           |       |   | 31.48      |                 |
| 70004 80500<br>003424 TELEDYNE ISCO    | 109501   | 116953  | 22605464 | 2026 9  | INV P |           |       | Cap-Equipment & Furnishings<br>Lab Equipment - Aut    | 18,917.00  | 032726cb 326912 |
| ACCOUNT TOTAL                          |          |         |          |         |       |           |       |   | 18,917.00  |                 |
| ORG 70004 TOTAL                        |          |         |          |         |       |           |       |   | 20,416.62  |                 |
| FUND 700 water & Sewer                 |          |         |          |         |       | TOTAL:    |       |   | 316,299.67 |                 |

\*\* END OF REPORT - Generated by Melissa Salcido \*\*

**City of Carlsbad, NM**  
**Financial Reports – Water & Sewer Fund**

**FY26-10**

**For: July 2025 – April 2026**

# Table of Contents

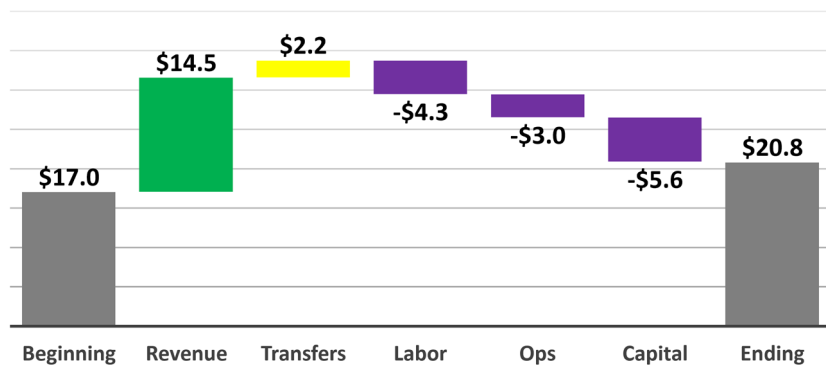
- 1. Scorecard**
- 2. Project Central**
- 3. YTD Budget Report**
- 4. Check Register for Current Period ONLY**

# 1. Scorecard

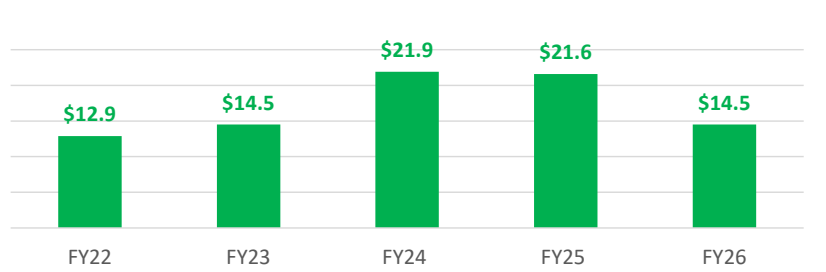
# Water & Sewer Fund

# FY26-10 April

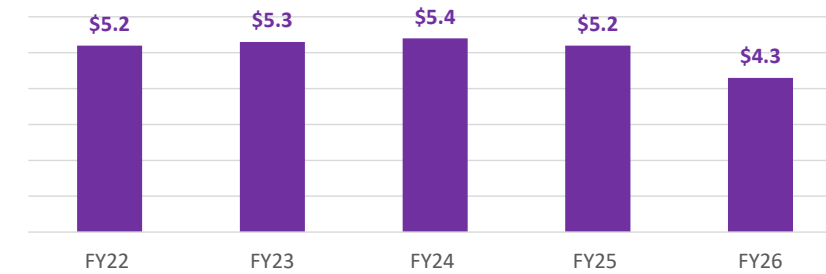
Fund Balance - \$Ms



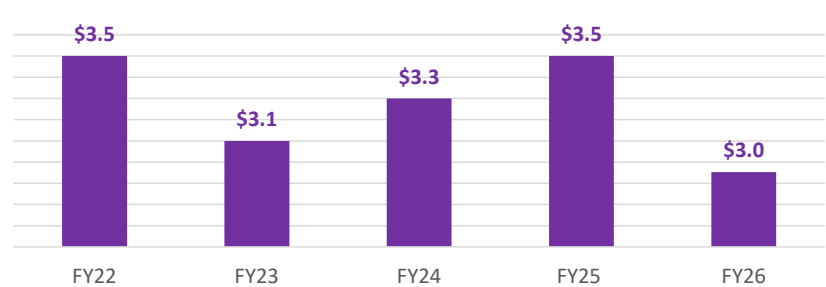
Revenue- \$Ms



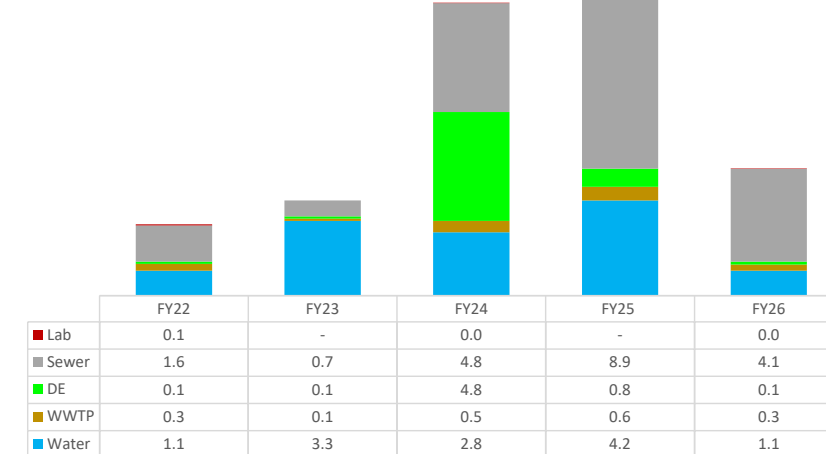
Labor- \$Ms



Operating- \$Ms



Capital- \$Ms



## Revenue-\$

| Category              | Actual            | Adj Bud           | Fav(Unfav)          |
|-----------------------|-------------------|-------------------|---------------------|
| City Water            | 5,927,336         | 6,166,667         | (239,331)           |
| Sewer Services        | 5,687,486         | 5,000,000         | 687,486             |
| Septage Services      | 310,532           | 291,667           | 18,865              |
| Effluent              | 342,870           | 284,167           | 58,703              |
| Misc. Revenues        | 438,954           | 1,921,667         | (1,482,712)         |
| Double Eagle Water    | 1,070,395         | 916,667           | 153,728             |
| Late & Reconnect Fees | 329,975           | 322,083           | 7,892               |
| Grants/Loans          | 414,946           | 26,214,683        | (25,799,737)        |
| <b>Total</b>          | <b>14,522,494</b> | <b>41,117,600</b> | <b>(26,595,106)</b> |

## Labor-\$

| Category           | Actual           | Adj Bud          | Fav(Unfav)     |
|--------------------|------------------|------------------|----------------|
| Direct Labor       | 2,999,739        | 3,395,349        | 395,609        |
| Assoc Payroll (AP) | 1,299,664        | 1,648,370        | 348,706        |
| <b>Total</b>       | <b>4,299,403</b> | <b>5,043,719</b> | <b>744,315</b> |

## Operations-\$

| Category            | Actual           | Adj Bud          | Fav(Unfav)     |
|---------------------|------------------|------------------|----------------|
| Contract /Prof Fees | 437,721          | 400,021          | (37,701)       |
| Utilities           | 848,991          | 870,852          | 21,861         |
| Line Maint & Repair | 582,706          | 847,486          | 264,780        |
| Materials & Sup     | 417,229          | 601,784          | 184,555        |
| Equip Maint /Repair | 425,344          | 668,123          | 242,778        |
| Vehicle (Gas)       | 114,726          | 148,713          | 33,987         |
| All Other           | 125,594          | 139,394          | 13,800         |
| <b>Total</b>        | <b>2,952,312</b> | <b>3,676,373</b> | <b>724,061</b> |

## Debt Service-\$

| Loan               | Current FY       | Balance           |
|--------------------|------------------|-------------------|
| SD Water Reservoir | 203,159          | 4,079,655         |
| DE to Tatum        | 1,023,848        | 16,480,414        |
| Treatment Plant    | 1,090,387        | 12,995,247        |
| <b>Total</b>       | <b>2,317,394</b> | <b>33,555,316</b> |

## Capital-\$

| Category          | Actual           | Adj Bud           | Fav(Unfav)        |
|-------------------|------------------|-------------------|-------------------|
| Water             | 1,102,880        | 20,560,321        | 19,457,441        |
| Waste Water       | 264,479          | 2,321,314         | 2,056,835         |
| Double Eagle      | 139,016          | 17,135,781        | 16,996,765        |
| Collection System | 4,082,785        | 7,641,907         | 3,559,121         |
| Lab/Environmental | 18,917           | 45,833            | 26,916            |
| <b>Total</b>      | <b>5,608,078</b> | <b>47,705,156</b> | <b>42,097,079</b> |

## Income Statement-\$

| Category                 | Amount           | Notes |
|--------------------------|------------------|-------|
| Revenue                  | 14,522,494       |       |
| Transfers                | 2,191,751        |       |
| Less Labor/Ops           | (7,251,715)      |       |
| Operating Income         | 9,462,530        |       |
| Less Capital Invest      | (5,608,078)      |       |
| <b>Net Income (Loss)</b> | <b>3,854,453</b> |       |

## 2. Project Central

| Department | Dept Name   | Project Code | Description                         | Project Type | Revised Budget | Actuals      | Project Balance | Encumbrances | Requisitions |
|------------|-------------|--------------|-------------------------------------|--------------|----------------|--------------|-----------------|--------------|--------------|
| 700        | Water       | 100796       | FY23-Tatum Well Field Improvements  | CAPC         | 457,055.58     | 413,363.88   | 43,691.70       | 0.00         | 0.00         |
| 700        | Water       | 100798       | FY23-Water Security System          | CAPC         | 20,000.00      | 3,496.18     | 16,503.82       | 0.00         | 0.00         |
| 700        | Water       | 100953       | FY24-Lead Service Line Inventory    | CAP          | 150,000.00     | 46,668.73    | 103,331.27      | 102,235.55   | 0.00         |
| 700        | Water       | 100956       | FY24-Annual Water Line Upgrades     | CAPC         | 341,948.20     | 299,947.29   | 42,000.91       | 0.00         | 0.00         |
| 700        | Water       | 101029       | FY24-Rose Street                    | CAP          | 54,167.03      | 230.90       | 53,936.13       | 53,936.13    | 0.00         |
| 700        | Water       | 101045       | FY24-Old Cavern Hwy Sewer           | CAPC         | 1,397,393.57   | 1,200,000.00 | 197,393.57      | 0.00         | 0.00         |
| 700        | Water       | 101052       | FY24-Meter Reading System GRANT     | CAP          | 500,000.00     | 339,614.46   | 160,385.54      | 0.00         | 0.00         |
| 700        | Water       | 101226       | FY25-Annual Valve Installation      | CAPC         | 100,000.00     | 96,395.91    | 3,604.09        | 0.00         | 0.00         |
| 700        | Water       | 101227       | FY25-Annual Well Rehab              | CAP          | 400,000.00     | 45,101.47    | 354,898.53      | 5,000.00     | 0.00         |
| 700        | Water       | 101228       | FY25-Reservoir 1 Roof Repair        | CAPC         | 100,000.00     | 0.00         | 100,000.00      | 0.00         | 0.00         |
| 700        | Water       | 101229       | FY25-Rose St Interconnect Pipeline  | CAPC         | 1,900,000.00   | 1,748,218.88 | 151,781.12      | 0.00         | 0.00         |
| 700        | Water       | 101230       | FY25-Reservoir 2 Roof Repair        | CAPC         | 500,000.00     | 0.00         | 500,000.00      | 0.00         | 0.00         |
| 700        | Water       | 101231       | FY25-East Greene St                 | CAP          | 1,800,000.00   | 322,211.09   | 1,477,788.91    | 48,203.22    | 0.00         |
| 700        | Water       | 101232       | FY25-Trench Box                     | CAP          | 250,000.00     | 4,599.00     | 245,401.00      | 0.00         | 0.00         |
| 700        | Water       | 101233       | FY25-Sheep's Draw Generator GRANT   | CAP          | 700,000.00     | 0.00         | 700,000.00      | 270,417.01   | 0.00         |
| 700        | Water       | 101355       | FY25-Canal St Bridge Repairs        | CAPC         | 112,354.59     | 101,176.66   | 11,177.93       | 0.00         | 0.00         |
| 700        | Water       | 101471       | FY26-Dark Canyon Waterline Crossing | CAPC         | 2,000,000.00   | 0.00         | 2,000,000.00    | 0.00         | 0.00         |
| 700        | Water       | 101472       | FY26-Generators Sheep Draw          | CAP          | 750,000.00     | 0.00         | 750,000.00      | 0.00         | 0.00         |
| 700        | Water       | 101473       | FY26-East Greene Waterline          | CAP          | 4,303,000.00   | 7,654.41     | 4,295,345.59    | 0.00         | 0.00         |
| 700        | Water       | 101474       | FY26-Warehouse Re-Roof              | CAPC         | 200,000.00     | 137,171.40   | 62,828.60       | 0.00         | 0.00         |
| 700        | Water       | 101475       | FY26-Lead Service Line Replacements | CAPC         | 500,000.00     | 5,606.48     | 494,393.52      | 0.00         | 0.00         |
| 700        | Water       | 101476       | FY26-Annual Water Wellfield Upgrade | CAPC         | 100,000.00     | 0.00         | 100,000.00      | 0.00         | 0.00         |
| 700        | Water       | 101477       | FY26-Annual Water Services          | CAP          | 207,835.29     | 155,417.84   | 52,417.45       | 22,577.15    | 0.00         |
| 700        | Water       | 101478       | FY26-Annual Mainline Extension      | CAP          | 160,000.00     | 0.00         | 160,000.00      | 160,000.00   | 0.00         |
| 700        | Water       | 101479       | FY26-Annual Engineering             | CAPC         | 55,290.04      | 55,290.04    | 0.00            | 0.00         | 0.00         |
| 700        | Water       | 101480       | FY26-Sheep's Draw Tank 5 LOAN       | CAP          | 3,958,431.00   | 0.00         | 3,958,431.00    | 97,086.88    | 0.00         |
| 700        | Water       | 101601       | FY26-Sheep's Draw Tank 5 GRANT      | CAP          | 3,958,431.00   | 0.00         | 3,958,431.00    | 0.00         | 0.00         |
| 700        | Water       | 101602       | FY26-Sheep's Draw Tank 5 CITY       | CAP          | 1,583,138.00   | 0.00         | 1,583,138.00    | 0.00         | 0.00         |
| 700        | Water       | 101608       | FY26-Mckittrick Waterline           | CAP          | 1,500,000.00   | 0.00         | 1,500,000.00    | 804,621.52   | 0.00         |
| 700        | Water       | 101617       | FY26-Kircher Housing Infrastructure | CAP          | 2,000,000.00   | 0.00         | 2,000,000.00    | 0.00         | 0.00         |
| 701        | Waste Water | 100562       | FY22-Final Clarifier                | CAP          | 185,155.91     | 164,305.62   | 20,850.29       | 20,591.72    | 0.00         |
| 701        | Waste Water | 100565       | FY22-UV Redundancy                  | CAPC         | 100,000.00     | 45,650.33    | 54,349.67       | 0.00         | 0.00         |
| 701        | Waste Water | 100800       | FY23-Digester                       | CAP          | 500,000.00     | 145,754.79   | 354,245.21      | 209,108.27   | 0.00         |
| 701        | Waste Water | 100961       | FY24-Variable Frequency Drive       | CAP          | 321,565.00     | 302,657.71   | 18,907.29       | 2,890.64     | 0.00         |

| Department | Dept Name         | Project Code | Description                         | Project Type | Revised Budget | Actuals      | Project Balance | Encumbrances | Requisitions |
|------------|-------------------|--------------|-------------------------------------|--------------|----------------|--------------|-----------------|--------------|--------------|
| 701        | Waste Water       | 100964       | FY24-Annual Engineering             | CAPC         | 40,000.00      | 21,163.85    | 18,836.15       | 0.00         | 0.00         |
| 701        | Waste Water       | 101234       | FY25-Second Bank UV                 | CAP          | 1,305,000.00   | 222,263.76   | 1,082,736.24    | 779,185.00   | 0.00         |
| 701        | Waste Water       | 101481       | FY26-Plant Operations Vehicles      | CAPC         | 30,000.00      | 28,826.94    | 1,173.06        | 0.00         | 0.00         |
| 701        | Waste Water       | 101482       | FY26-Final Clarifier Cover          | CAPC         | 250,000.00     | 0.00         | 250,000.00      | 0.00         | 0.00         |
| 701        | Waste Water       | 101483       | FY26-Asphalt Rehab                  | CAP          | 720,000.00     | 0.00         | 720,000.00      | 713,986.07   | 0.00         |
| 702        | Double Eagle      | 100965       | FY24-Well Rehab                     | CAPC         | 200,000.00     | 200,000.00   | 0.00            | 0.00         | 0.00         |
| 702        | Double Eagle      | 101239       | FY25-DE Waterline Replacement GRANT | CAP          | 1,000,000.00   | 0.00         | 1,000,000.00    | 219,827.26   | 0.00         |
| 702        | Double Eagle      | 101339       | FY25-Tatum Waterline PER            | CAP          | 300,000.00     | 41,639.04    | 258,360.96      | 18,114.36    | 0.00         |
| 702        | Double Eagle      | 101484       | FY26-Annual DE Waterline Upgrades   | CAPC         | 100,000.00     | 58,346.00    | 41,654.00       | 0.00         | 0.00         |
| 702        | Double Eagle      | 101485       | FY26-Annual DE Wellfield Upgrades   | CAP          | 100,000.00     | 1,145.25     | 98,854.75       | 28,615.61    | 0.00         |
| 702        | Double Eagle      | 101486       | FY26-Tatum/DE Waterline LOAN        | CAP          | 15,990,711.00  | 0.00         | 15,990,711.00   | 0.00         | 0.00         |
| 702        | Double Eagle      | 101487       | FY26-Tatum/DE Waterline Conn GRANT  | CAP          | 1,050,000.00   | 0.00         | 1,050,000.00    | 1,040,297.42 | 0.00         |
| 702        | Double Eagle      | 101563       | FY26-DE Waterline EPA FED Grant     | CAP          | 959,752.00     | 0.00         | 959,752.00      | 0.00         | 0.00         |
| 702        | Double Eagle      | 101572       | FY25-Altitude Valves (2)            | CAPC         | 10,716.46      | 10,710.46    | 6.00            | 0.00         | 0.00         |
| 702        | Double Eagle      | 101600       | FY26-Tatum/DE Waterline GRANT       | CAP          | 1,102,173.00   | 0.00         | 1,102,173.00    | 0.00         | 0.00         |
| 703        | Collection System | 100573       | FY22-Primary Lift Station           | CAP          | 300,000.00     | 161,712.14   | 138,287.86      | 37,243.74    | 0.00         |
| 703        | Collection System | 100969       | FY24-Stevens Street Sewer           | CAPC         | 16,993.64      | 16,993.64    | 0.00            | 0.00         | 0.00         |
| 703        | Collection System | 100970       | FY24-Belva Lift Station Upgrade     | CAPC         | 509,570.63     | 126,313.32   | 383,257.31      | 0.00         | 0.00         |
| 703        | Collection System | 101053       | FY24-Natl Pks Hwy Sewer Const GRANT | CAPC         | 910,000.00     | 910,000.00   | 0.00            | -25,624.70   | 0.00         |
| 703        | Collection System | 101054       | FY24-Wet Well Construction GRANT    | CAP          | 1,000,000.00   | 614,094.55   | 385,905.45      | 0.00         | 0.00         |
| 703        | Collection System | 101243       | FY25-Stevens St Sewer Reroute       | CAPC         | 436,329.73     | 436,329.73   | 0.00            | 0.00         | 0.00         |
| 703        | Collection System | 101245       | FY25-Annual Sewer Line Upgrades     | CAPC         | 43,280.51      | 43,280.51    | 0.00            | 0.00         | 0.00         |
| 703        | Collection System | 101307       | FY25-Natl Pks Hwy Sewer Ext         | CAP          | 5,200,000.00   | 4,831,522.90 | 368,477.10      | 331,315.10   | 0.00         |
| 703        | Collection System | 101308       | FY25-Primary Lift Station VFD       | CAPC         | 300,000.00     | 10,685.34    | 289,314.66      | 0.00         | 0.00         |
| 703        | Collection System | 101309       | FY25-Calloway Drive Sewer Ext       | CAP          | 800,000.00     | 743,937.02   | 56,062.98       | 23,272.72    | 0.00         |
| 703        | Collection System | 101488       | FY26-Air Compressor/Jack Hammer     | CAPC         | 40,000.00      | 31,855.70    | 8,144.30        | 0.00         | 0.00         |
| 703        | Collection System | 101489       | FY26-Sewer Camera                   | CAPC         | 148,300.20     | 148,300.20   | 0.00            | 0.00         | 0.00         |
| 703        | Collection System | 101490       | FY26-Sewer Line Upgrade             | CAP          | 625,000.00     | 52,946.47    | 572,053.53      | 53,583.79    | 0.00         |
| 703        | Collection System | 101491       | FY26-Annual Pump Repair             | CAP          | 50,000.00      | 0.00         | 50,000.00       | 0.00         | 0.00         |
| 703        | Collection System | 101492       | FY26-Annual Sewer Line Extension    | CAPC         | 0.00           | 0.00         | 0.00            | 0.00         | 0.00         |
| 703        | Collection System | 101493       | FY26-Annual Engineering             | CAP          | 100,000.00     | 38,617.87    | 61,382.13       | 24,590.57    | 0.00         |
| 703        | Collection System | 101494       | FY26-Annual Sewer Line Upgrades     | CAPC         | 175,095.92     | 99,341.12    | 75,754.80       | 0.00         | 0.00         |
| 703        | Collection System | 101495       | FY26-Annual Manhole Rehab           | CAPC         | 100,000.00     | 58,074.28    | 41,925.72       | 0.00         | 0.00         |
| 703        | Collection System | 101604       | FY26-Flumes Subdivision Lift Statio | CAP          | 400,000.00     | 0.00         | 400,000.00      | 0.00         | 0.00         |

| Department | Dept Name                  | Project Code | Description                    | Project Type | Revised Budget       | Actuals              | Project Balance      | Encumbrances        | Requisitions |
|------------|----------------------------|--------------|--------------------------------|--------------|----------------------|----------------------|----------------------|---------------------|--------------|
| 703        | Collection System          | 101605       | FY26-Primary Lift St Repairs   | CAP          | 1,250,000.00         | 128,233.81           | 1,121,766.19         | 978,329.10          | 0.00         |
| 704        | Lab Environmental Services | 101496       | FY26-Sampling Equipment        | CAP          | 30,000.00            | 18,917.00            | 11,083.00            | 0.00                | 0.00         |
| 704        | Lab Environmental Services | 101497       | FY26-Replacement Lab Equipment | CAP          | 25,000.00            | 0.00                 | 25,000.00            | 0.00                | 0.00         |
|            |                            |              |                                |              | <u>66,783,688.30</u> | <u>14,695,783.97</u> | <u>52,087,904.33</u> | <u>6,019,404.13</u> | <u>0.00</u>  |

### **3. YTD Budget Report**

YEAR-TO-DATE BUDGET REPORT

| FOR 2026 10                    |                    |                   |                    |                       |              |                       |              |
|--------------------------------|--------------------|-------------------|--------------------|-----------------------|--------------|-----------------------|--------------|
| ACCOUNTS FOR:                  | ORIGINAL           | TRANFRS/          | REVISED            |                       |              | AVAILABLE             | PCT          |
| 700 Water & Sewer              | APPROP             | ADJSTMTS          | BUDGET             | YTD ACTUAL            | ENCUMBRANCES | BUDGET                | USE/COL      |
| <b>700 Water &amp; Sewer</b>   |                    |                   |                    |                       |              |                       |              |
| 700 33006 Fees-Late            | -260,000           | 0                 | -260,000           | -202,130.62           | .00          | -57,869.38            | 77.7%*       |
| 700 33008 Fees-Lien            | -1,000             | 0                 | -1,000             | -732.60               | .00          | -267.40               | 73.3%*       |
| 700 33011 Fees-NSF             | -1,500             | 0                 | -1,500             | -2,458.38             | .00          | 958.38                | 163.9%       |
| 700 33020 W&S Recon            | -125,000           | 0                 | -125,000           | -125,386.40           | .00          | 386.40                | 100.3%       |
| 700 33021 W&S Tap Fe           | -260,000           | 0                 | -260,000           | -204,194.99           | .00          | -55,805.01            | 78.5%*       |
| 700 34200 Septage              | -350,000           | 0                 | -350,000           | -310,531.58           | .00          | -39,468.42            | 88.7%*       |
| 700 34210 Effluent             | -341,000           | 0                 | -341,000           | -342,870.04           | .00          | 1,870.04              | 100.5%       |
| 700 34220 Services-C           | -7,400,000         | 0                 | -7,400,000         | -5,895,112.45         | .00          | -1,504,887.55         | 79.7%*       |
| 700 34230 Services-L           | 0                  | 0                 | 0                  | -32,223.59            | .00          | 32,223.59             | 100.0%       |
| 700 34240 Services-D           | -1,100,000         | 0                 | -1,100,000         | -1,070,394.50         | .00          | -29,605.50            | 97.3%*       |
| 700 34250 Services-S           | -6,000,000         | 0                 | -6,000,000         | -5,687,486.10         | .00          | -312,513.90           | 94.8%*       |
| 700 34260 W&S Analys           | -45,000            | 0                 | -45,000            | -42,563.08            | .00          | -2,436.92             | 94.6%*       |
| 700 36000 CD Interes           | 0                  | 0                 | 0                  | -29,500.66            | .00          | 29,500.66             | 100.0%       |
| 700 36040 Interest-M           | 0                  | 0                 | 0                  | -127,319.61           | .00          | 127,319.61            | 100.0%       |
| 700 37190 State-NMED           | -25,009,746        | 0                 | -25,009,746        | .00                   | .00          | -25,009,746.00        | .0%*         |
| 700 37191 State-NMED           | 0                  | 0                 | 0                  | -414,945.95           | .00          | 414,945.95            | 100.0%       |
| 700 37199 State-Misc           | -5,488,122         | 0                 | -5,488,122         | .00                   | .00          | -5,488,122.00         | .0%*         |
| 700 37290 Federal-Mi           | -959,752           | 0                 | -959,752           | .00                   | .00          | -959,752.00           | .0%*         |
| 700 38001 Misc-Donat           | 0                  | -2,000,000        | -2,000,000         | .00                   | .00          | -2,000,000.00         | .0%*         |
| 700 38004 Misc-Fixed           | 0                  | 0                 | 0                  | -29,520.00            | .00          | 29,520.00             | 100.0%       |
| 700 38007 Misc-Long/           | 0                  | 0                 | 0                  | 270.88                | .00          | -270.88               | 100.0%*      |
| 700 38090 Misc-All O           | 0                  | 0                 | 0                  | -5,394.12             | .00          | 5,394.12              | 100.0%       |
| 700 40000 Trans-IN             | -2,000,000         | -400,000          | -2,400,000         | -2,400,000.00         | .00          | .00                   | 100.0%       |
| 700 45000 Transfer-T           | 208,249            | 0                 | 208,249            | 208,248.58            | .00          | .00                   | 100.0%       |
| <b>TOTAL Water &amp; Sewer</b> | <b>-49,132,871</b> | <b>-2,400,000</b> | <b>-51,532,871</b> | <b>-16,714,245.21</b> | <b>.00</b>   | <b>-34,818,626.21</b> | <b>32.4%</b> |

YEAR-TO-DATE BUDGET REPORT

FOR 2026 10

| ACCOUNTS FOR: | ORIGINAL APPROP | TRANFRS/ADJSTMTS | REVISED BUDGET | YTD ACTUAL | ENCUMBRANCES | AVAILABLE BUDGET | PCT USE/COL |
|---------------|-----------------|------------------|----------------|------------|--------------|------------------|-------------|
|---------------|-----------------|------------------|----------------|------------|--------------|------------------|-------------|

70000 Water

|                        |           |        |           |            |            |            |         |
|------------------------|-----------|--------|-----------|------------|------------|------------|---------|
| 70000 50500 Labor-Regu | 1,958,434 | 0      | 1,958,434 | 997,086.77 | .00        | 961,347.23 | 50.9%   |
| 70000 51000 Labor-OT   | 125,767   | 0      | 125,767   | 222,998.94 | .00        | -97,231.94 | 177.3%* |
| 70000 51100 Labor-DT   | 0         | 0      | 0         | 19,243.37  | .00        | -19,243.37 | 100.0%* |
| 70000 52000 Labor-Vaca | 0         | 0      | 0         | 88,154.88  | .00        | -88,154.88 | 100.0%* |
| 70000 52100 Labor-Holi | 0         | 0      | 0         | 58,546.26  | .00        | -58,546.26 | 100.0%* |
| 70000 53000 Labor-Sick | 0         | 0      | 0         | 45,020.79  | .00        | -45,020.79 | 100.0%* |
| 70000 54000 Labor-Othe | 6,750     | 0      | 6,750     | 14,283.27  | .00        | -7,533.27  | 211.6%* |
| 70000 55000 Labor-Allo | 51,926    | 0      | 51,926    | 27,117.00  | .00        | 24,809.00  | 52.2%   |
| 70000 58000 Associated | 407,117   | 0      | 407,117   | 257,322.40 | .00        | 149,794.60 | 63.2%   |
| 70000 58100 Associated | 155,415   | 0      | 155,415   | 107,017.12 | .00        | 48,397.88  | 68.9%   |
| 70000 58200 Associated | 391,024   | 0      | 391,024   | 229,581.18 | .00        | 161,442.82 | 58.7%   |
| 70000 58300 Associated | 39,080    | 0      | 39,080    | 23,833.68  | .00        | 15,246.32  | 61.0%   |
| 70000 58900 Associated | 270       | 0      | 270       | 148.00     | .00        | 122.00     | 54.8%   |
| 70000 61200 ConProf-Ge | 320,050   | 0      | 320,050   | 268,694.01 | 111,511.98 | -60,155.99 | 118.8%* |
| 70000 61750 ConProf-So | 0         | 0      | 0         | 27,392.21  | 35,000.00  | -62,392.21 | 100.0%* |
| 70000 61900 ConProf-Mi | 0         | 0      | 0         | .00        | 7,561.98   | -7,561.98  | 100.0%* |
| 70000 63350 Fees-Water | 100,000   | 0      | 100,000   | 72,787.02  | 4,156.00   | 23,056.98  | 76.9%   |
| 70000 63400 Fees-Water | 20,000    | 0      | 20,000    | 20,000.00  | .00        | .00        | 100.0%  |
| 70000 63900 Fees-Misc  | 0         | 0      | 0         | .00        | 275.00     | -275.00    | 100.0%* |
| 70000 64425 Ops-Landsc | 20,000    | 0      | 20,000    | 7,705.98   | 1,775.05   | 10,518.97  | 47.4%   |
| 70000 64475 Ops-Materi | 200,000   | 13,355 | 213,355   | 142,956.30 | 40,664.72  | 29,734.35  | 86.1%   |
| 70000 64575 Ops-PPE    | 15,000    | 0      | 15,000    | 7,407.29   | 2,347.83   | 5,244.88   | 65.0%   |
| 70000 64600 Ops-Postag | 35,000    | 0      | 35,000    | 27,691.20  | 10,825.65  | -3,516.85  | 110.0%* |
| 70000 64675 Ops-Safety | 5,460     | 0      | 5,460     | 622.15     | .00        | 4,837.85   | 11.4%   |
| 70000 64775 Ops-Tools  | 40,000    | 0      | 40,000    | 17,343.31  | 3,867.49   | 18,789.20  | 53.0%   |
| 70000 64800 Ops-Unifor | 15,840    | 0      | 15,840    | 6,920.66   | 302.05     | 8,617.29   | 45.6%   |
| 70000 64825 Ops-Vehicl | 100,000   | 0      | 100,000   | 68,482.74  | 25,251.27  | 6,265.99   | 93.7%   |
| 70000 64990 Ops-Misc   | 0         | 0      | 0         | 5,991.51   | .00        | -5,991.51  | 100.0%* |
| 70000 65000 Maint-Buil | 60,000    | 0      | 60,000    | 48,430.71  | 15,388.90  | -3,819.61  | 106.4%* |
| 70000 65050 Maint-Equi | 145,000   | 0      | 145,000   | 141,367.46 | 10,747.87  | -7,115.33  | 104.9%* |
| 70000 65350 Maint-Serv | 850,000   | 0      | 850,000   | 521,843.72 | 12,060.97  | 316,095.31 | 62.8%   |
| 70000 65550 Maint-Vehi | 98,280    | 0      | 98,280    | 61,900.72  | 21,553.16  | 14,826.12  | 84.9%   |
| 70000 66000 Empl-Dues  | 4,150     | 0      | 4,150     | 9,811.00   | 1,243.00   | -6,904.00  | 266.4%* |
| 70000 66100 Empl-Train | 2,400     | 0      | 2,400     | 12,466.95  | 1,310.00   | -11,376.95 | 574.0%* |
| 70000 66200 Empl-Per D | 4,500     | 0      | 4,500     | 4,474.00   | .00        | 26.00      | 99.4%   |
| 70000 66300 Empl-Milea | 0         | 0      | 0         | 308.00     | .00        | -308.00    | 100.0%* |
| 70000 66400 Empl-Trans | 1,000     | 0      | 1,000     | 377.44     | .00        | 622.56     | 37.7%   |
| 70000 66500 Empl-Perso | 400       | 0      | 400       | 607.52     | 37.90      | -245.42    | 161.4%* |
| 70000 67100 Util-Elect | 600,000   | 0      | 600,000   | 519,523.94 | 80,476.05  | .01        | 100.0%  |
| 70000 67200 Util-Gas   | 4,000     | 0      | 4,000     | 1,246.21   | 2,753.79   | .00        | 100.0%  |

YEAR-TO-DATE BUDGET REPORT

| FOR 2026 10   |                  |            |           |            |              |              |               |         |
|---------------|------------------|------------|-----------|------------|--------------|--------------|---------------|---------|
| ACCOUNTS FOR: |                  | ORIGINAL   | TRANFRS/  | REVISED    |              |              | AVAILABLE     | PCT     |
| 700           | Water & Sewer    | APPROP     | ADJSTMTS  | BUDGET     | YTD ACTUAL   | ENCUMBRANCES | BUDGET        | USE/COL |
| 70000         | 67400 Util-Telep | 43,305     | 0         | 43,305     | 25,728.20    | 16,971.80    | 605.00        | 98.6%   |
| 70000         | 67500 Util-water | 5,356      | 0         | 5,356      | 2,996.21     | 2,857.41     | -497.62       | 109.3%* |
| 70000         | 80300 Cap-Improv | 816,504    | 0         | 816,504    | 137,171.40   | .00          | 679,332.42    | 16.8%   |
| 70000         | 80400 Cap-Infras | 19,440,938 | 2,407,922 | 21,848,860 | 917,804.57   | 3,279,569.50 | 17,651,485.79 | 19.2%   |
| 70000         | 80500 Cap-Equipm | 2,007,021  | 0         | 2,007,021  | 47,903.64    | 476,097.56   | 1,483,020.25  | 26.1%   |
| TOTAL Water   |                  | 28,089,988 | 2,421,277 | 30,511,265 | 5,218,309.73 | 4,164,606.93 | 21,128,347.84 | 30.8%   |

YEAR-TO-DATE BUDGET REPORT

| FOR 2026 10                              |               |                  |           |                  |                     |                     |                     |              |         |
|--|---------------|------------------|-----------|------------------|---------------------|---------------------|---------------------|--------------|---------|
| ACCOUNTS FOR:                            |               | ORIGINAL         | TRANFRS/  | REVISED          |                     |                     | AVAILABLE           | PCT          |         |
| 700                                      | Water & Sewer | APPROP           | ADJSTMTS  | BUDGET           | YTD ACTUAL          | ENCUMBRANCES        | BUDGET              | USE/COL      |         |
| <b>70001 waste water Treatment Plant</b> |               |                  |           |                  |                     |                     |                     |              |         |
| 70001                                    | 50500         | Labor-Regu       | 654,413   | 0                | 654,413             | 349,370.92          | .00                 | 305,042.08   | 53.4%   |
| 70001                                    | 51000         | Labor-OT         | 10,788    | 0                | 10,788              | 8,480.71            | .00                 | 2,307.29     | 78.6%   |
| 70001                                    | 51100         | Labor-DT         | 0         | 0                | 0                   | 12,340.18           | .00                 | -12,340.18   | 100.0%* |
| 70001                                    | 52000         | Labor-Vaca       | 0         | 0                | 0                   | 24,750.02           | .00                 | -24,750.02   | 100.0%* |
| 70001                                    | 52100         | Labor-Holi       | 0         | 0                | 0                   | 24,826.44           | .00                 | -24,826.44   | 100.0%* |
| 70001                                    | 53000         | Labor-Sick       | 0         | 0                | 0                   | 16,987.65           | .00                 | -16,987.65   | 100.0%* |
| 70001                                    | 54000         | Labor-Othe       | 2,500     | 0                | 2,500               | 4,760.47            | .00                 | -2,260.47    | 190.4%* |
| 70001                                    | 55000         | Labor-Allo       | 11,774    | 0                | 11,774              | 6,084.00            | .00                 | 5,690.00     | 51.7%   |
| 70001                                    | 58000         | Associated       | 166,295   | 0                | 166,295             | 86,952.21           | .00                 | 79,342.79    | 52.3%   |
| 70001                                    | 58100         | Associated       | 48,516    | 0                | 48,516              | 32,507.55           | .00                 | 16,008.45    | 67.0%   |
| 70001                                    | 58200         | Associated       | 128,122   | 0                | 128,122             | 78,948.15           | .00                 | 49,173.85    | 61.6%   |
| 70001                                    | 58300         | Associated       | 13,094    | 0                | 13,094              | 8,195.54            | .00                 | 4,898.46     | 62.6%   |
| 70001                                    | 58900         | Associated       | 100       | 0                | 100                 | 54.35               | .00                 | 45.65        | 54.4%   |
| 70001                                    | 61200         | ConProf-Ge       | 36,350    | 0                | 36,350              | 19,391.38           | 30,718.24           | -13,759.62   | 137.9%* |
| 70001                                    | 61900         | ConProf-Mi       | 0         | 0                | 0                   | 67,659.35           | .00                 | -67,659.35   | 100.0%* |
| 70001                                    | 63300         | Fees-Publi       | 1,092     | 0                | 1,092               | .00                 | .00                 | 1,092.00     | .0%     |
| 70001                                    | 64475         | Ops-Materi       | 100,000   | 0                | 100,000             | 55,191.00           | 4,101.12            | 40,707.88    | 59.3%   |
| 70001                                    | 64575         | Ops-PPE          | 5,460     | 0                | 5,460               | 1,087.97            | .00                 | 4,372.03     | 19.9%   |
| 70001                                    | 64600         | Ops-Postag       | 31,200    | 0                | 31,200              | 27,230.91           | 10,344.44           | -6,375.35    | 120.4%* |
| 70001                                    | 64775         | Ops-Tools        | 32,760    | 0                | 32,760              | 6,082.47            | .00                 | 26,677.53    | 18.6%   |
| 70001                                    | 64800         | Ops-Unifor       | 5,000     | 0                | 5,000               | .00                 | 2,748.00            | 2,252.00     | 55.0%   |
| 70001                                    | 64825         | Ops-Vehicl       | 7,000     | 0                | 7,000               | 2,325.31            | 4,433.95            | 240.74       | 96.6%   |
| 70001                                    | 65000         | Maint-Buil       | 9,287     | 0                | 9,287               | 4,461.01            | 3,700.93            | 1,125.06     | 87.9%   |
| 70001                                    | 65050         | Maint-Equi       | 197,340   | 0                | 197,340             | 74,093.06           | 49,546.03           | 73,700.91    | 62.7%   |
| 70001                                    | 65550         | Maint-Vehi       | 7,500     | 0                | 7,500               | 584.16              | .00                 | 6,915.84     | 7.8%    |
| 70001                                    | 66000         | Empl-Dues        | 1,747     | 0                | 1,747               | .00                 | .00                 | 1,747.00     | .0%     |
| 70001                                    | 66100         | Empl-Train       | 3,800     | 0                | 3,800               | .00                 | .00                 | 3,800.00     | .0%     |
| 70001                                    | 66200         | Empl-Per D       | 6,200     | 0                | 6,200               | .00                 | .00                 | 6,200.00     | .0%     |
| 70001                                    | 66500         | Empl-Perso       | 333       | 0                | 333                 | 292.98              | 150.00              | -109.98      | 133.0%* |
| 70001                                    | 67100         | Util-Elect       | 120,000   | 0                | 120,000             | 116,579.97          | 10,662.46           | -7,242.43    | 106.0%* |
| 70001                                    | 67400         | Util-Telep       | 7,000     | 0                | 7,000               | 5,573.15            | 1,826.85            | -400.00      | 105.7%* |
| 70001                                    | 67500         | Util-Water       | 1,102     | 0                | 1,102               | 667.31              | 602.55              | -167.86      | 115.2%* |
| 70001                                    | 80200         | Cap-Buildi       | 720,000   | 0                | 720,000             | .00                 | 713,986.07          | 6,013.93     | 99.2%   |
| 70001                                    | 80400         | Cap-Infras       | 1,670,148 | 0                | 1,670,148           | 214,330.25          | 988,293.27          | 467,524.33   | 72.0%   |
| 70001                                    | 80500         | Cap-Equipm       | 395,429   | 0                | 395,429             | 50,148.84           | 23,482.36           | 321,797.95   | 18.6%   |
| <b>TOTAL waste water Treatment Plant</b> |               | <b>4,394,350</b> | <b>0</b>  | <b>4,394,350</b> | <b>1,299,957.31</b> | <b>1,844,596.27</b> | <b>1,249,796.42</b> | <b>71.6%</b> |         |

YEAR-TO-DATE BUDGET REPORT

| FOR 2026 10               |               |            |                   |                |                   |                     |                     |                            |
|---------------------------|---------------|------------|-------------------|----------------|-------------------|---------------------|---------------------|----------------------------|
| ACCOUNTS FOR:             |               | ORIGINAL   | TRANFRS/          | REVISED        |                   |                     | AVAILABLE           | PCT                        |
| 700                       | Water & Sewer | APPROP     | ADJSTMTS          | BUDGET         | YTD ACTUAL        | ENCUMBRANCES        | BUDGET              | USE/COL                    |
| <b>70002 Double Eagle</b> |               |            |                   |                |                   |                     |                     |                            |
| 70002                     | 50500         | Labor-Regu | 521,905           | 0              | 521,905           | 384,639.71          | .00                 | 137,265.29 73.7%           |
| 70002                     | 51000         | Labor-OT   | 38,728            | 0              | 38,728            | 70,407.45           | .00                 | -31,679.45 181.8%*         |
| 70002                     | 51100         | Labor-DT   | 0                 | 0              | 0                 | 9,877.47            | .00                 | -9,877.47 100.0%*          |
| 70002                     | 52000         | Labor-Vaca | 0                 | 0              | 0                 | 18,576.27           | .00                 | -18,576.27 100.0%*         |
| 70002                     | 52100         | Labor-Holi | 0                 | 0              | 0                 | 15,844.16           | .00                 | -15,844.16 100.0%*         |
| 70002                     | 53000         | Labor-Sick | 0                 | 0              | 0                 | 21,148.49           | .00                 | -21,148.49 100.0%*         |
| 70002                     | 54000         | Labor-Othe | 2,000             | 0              | 2,000             | 5,249.84            | .00                 | -3,249.84 262.5%*          |
| 70002                     | 55000         | Labor-Allo | 9,018             | 0              | 9,018             | 7,356.00            | .00                 | 1,662.00 81.6%             |
| 70002                     | 58000         | Associated | 123,312           | 0              | 123,312           | 105,226.79          | .00                 | 18,085.21 85.3%            |
| 70002                     | 58100         | Associated | 41,012            | 0              | 41,012            | 38,635.76           | .00                 | 2,376.24 94.2%             |
| 70002                     | 58200         | Associated | 102,606           | 0              | 102,606           | 82,555.91           | .00                 | 20,050.09 80.5%            |
| 70002                     | 58300         | Associated | 10,137            | 0              | 10,137            | 8,569.50            | .00                 | 1,567.50 84.5%             |
| 70002                     | 58900         | Associated | 80                | 0              | 80                | 59.20               | .00                 | 20.80 74.0%                |
| 70002                     | 61200         | ConProf-Ge | 47,150            | 0              | 47,150            | 11,399.50           | 23,727.47           | 12,023.03 74.5%            |
| 70002                     | 61750         | ConProf-So | 35,000            | 0              | 35,000            | .00                 | .00                 | 35,000.00 .0%              |
| 70002                     | 64475         | Ops-Materi | 40,000            | 0              | 40,000            | 24,462.35           | 1,207.24            | 14,330.41 64.2%            |
| 70002                     | 64575         | Ops-PPE    | 5,460             | 0              | 5,460             | 450.55              | 590.08              | 4,419.37 19.1%             |
| 70002                     | 64600         | Ops-Postag | 218               | 0              | 218               | .00                 | .00                 | 218.00 .0%                 |
| 70002                     | 64775         | Ops-Tools  | 21,000            | 0              | 21,000            | 771.98              | .00                 | 20,228.02 3.7%             |
| 70002                     | 64800         | Ops-Unifor | 3,057             | 0              | 3,057             | 903.00              | .00                 | 2,154.00 29.5%             |
| 70002                     | 64825         | Ops-Vehicl | 35,000            | 0              | 35,000            | 22,703.38           | 9,972.36            | 2,324.26 93.4%             |
| 70002                     | 65050         | Maint-Equi | 73,440            | 0              | 73,440            | 51,904.07           | 652.32              | 20,883.61 71.6%            |
| 70002                     | 65350         | Maint-Serv | 87,360            | 0              | 87,360            | 42,283.45           | .00                 | 45,076.55 48.4%            |
| 70002                     | 65550         | Maint-Vehi | 36,400            | 0              | 36,400            | 15,302.52           | 3,924.12            | 17,173.36 52.8%            |
| 70002                     | 66000         | Empl-Dues  | 770               | 0              | 770               | 546.00              | 204.00              | 20.00 97.4%                |
| 70002                     | 66100         | Empl-Train | 800               | 0              | 800               | .00                 | 500.00              | 300.00 62.5%               |
| 70002                     | 66200         | Empl-Per D | 1,500             | 0              | 1,500             | .00                 | .00                 | 1,500.00 .0%               |
| 70002                     | 66500         | Empl-Perso | 600               | 0              | 600               | 201.69              | 175.00              | 223.31 62.8%               |
| 70002                     | 67100         | Util-Elect | 152,235           | 0              | 152,235           | 99,649.56           | 61,834.74           | -9,249.30 106.1%*          |
| 70002                     | 67200         | Util-Gas   | 1,082             | 0              | 1,082             | 749.99              | 444.62              | -112.61 110.4%*            |
| 70002                     | 67400         | Util-Telep | 5,800             | 0              | 5,800             | 6,255.92            | 1,244.08            | -1,700.00 129.3%*          |
| 70002                     | 67500         | Util-Water | 551               | 0              | 551               | 256.90              | 294.10              | .00 100.0%                 |
| 70002                     | 80400         | Cap-Infras | 20,631,937        | -69,000        | 20,562,937        | 139,016.46          | 1,298,269.97        | 19,125,651.06 7.0%         |
| <b>TOTAL Double Eagle</b> |               |            | <b>22,028,158</b> | <b>-69,000</b> | <b>21,959,158</b> | <b>1,185,003.87</b> | <b>1,403,040.10</b> | <b>19,371,114.52 11.8%</b> |

YEAR-TO-DATE BUDGET REPORT

| FOR 2026 10               |                  |                  |                   |                     |                     |                     |              |  |
|---------------------------|------------------|------------------|-------------------|---------------------|---------------------|---------------------|--------------|--|
| ACCOUNTS FOR:             | ORIGINAL         | TRANFRS/         | REVISED           | YTD                 | ENCUMBRANCES        | AVAILABLE           | PCT          |  |
| 700 Water & Sewer         | APPROP           | ADJSTMNTS        | BUDGET            | ACTUAL              |                     | BUDGET              | USE/COL      |  |
| <b>70003 Sewer System</b> |                  |                  |                   |                     |                     |                     |              |  |
| 70003 50500 Labor-Regu    | 381,100          | 0                | 381,100           | 232,186.41          | .00                 | 148,913.59          | 60.9%        |  |
| 70003 51000 Labor-OT      | 28,740           | 0                | 28,740            | 33,679.27           | .00                 | -4,939.27           | 117.2%*      |  |
| 70003 51100 Labor-DT      | 0                | 0                | 0                 | 419.68              | .00                 | -419.68             | 100.0%*      |  |
| 70003 52000 Labor-Vaca    | 0                | 0                | 0                 | 10,290.29           | .00                 | -10,290.29          | 100.0%*      |  |
| 70003 52100 Labor-Holi    | 0                | 0                | 0                 | 16,225.28           | .00                 | -16,225.28          | 100.0%*      |  |
| 70003 53000 Labor-Sick    | 0                | 0                | 0                 | 8,587.61            | .00                 | -8,587.61           | 100.0%*      |  |
| 70003 54000 Labor-Othe    | 1,500            | 0                | 1,500             | 1,838.96            | .00                 | -338.96             | 122.6%*      |  |
| 70003 55000 Labor-Allo    | 7,640            | 0                | 7,640             | 5,024.00            | .00                 | 2,616.00            | 65.8%        |  |
| 70003 58000 Associated    | 97,426           | 0                | 97,426            | 36,383.47           | .00                 | 61,042.53           | 37.3%        |  |
| 70003 58100 Associated    | 30,116           | 0                | 30,116            | 22,942.73           | .00                 | 7,173.27            | 76.2%        |  |
| 70003 58200 Associated    | 76,358           | 0                | 76,358            | 51,506.71           | .00                 | 24,851.29           | 67.5%        |  |
| 70003 58300 Associated    | 7,624            | 0                | 7,624             | 5,344.34            | .00                 | 2,279.66            | 70.1%        |  |
| 70003 58900 Associated    | 60               | 0                | 60                | 37.25               | .00                 | 22.75               | 62.1%        |  |
| 70003 61200 ConProf-Ge    | 36,950           | 0                | 36,950            | 38,785.70           | 597.70              | -2,433.40           | 106.6%*      |  |
| 70003 64475 Ops-Materi    | 60,000           | 0                | 60,000            | 33,067.32           | 2,640.12            | 24,292.56           | 59.5%        |  |
| 70003 64600 Ops-Postag    | 100              | 0                | 100               | .00                 | .00                 | 100.00              | .0%          |  |
| 70003 64775 Ops-Tools     | 20,000           | 0                | 20,000            | 20,212.11           | 6,199.60            | -6,411.71           | 132.1%*      |  |
| 70003 64800 Ops-Unifor    | 3,495            | 0                | 3,495             | 2,520.83            | .00                 | 974.17              | 72.1%        |  |
| 70003 64825 Ops-Vehicl    | 35,000           | 0                | 35,000            | 20,626.49           | 12,303.97           | 2,069.54            | 94.1%        |  |
| 70003 65000 Maint-Buil    | 10,920           | 0                | 10,920            | 6,982.76            | 725.43              | 3,211.81            | 70.6%        |  |
| 70003 65050 Maint-Equi    | 125,000          | 0                | 125,000           | 7,780.42            | .00                 | 117,219.58          | 6.2%         |  |
| 70003 65350 Maint-Serv    | 81,900           | -2,277           | 79,623            | 18,578.79           | 131.50              | 60,912.80           | 23.5%        |  |
| 70003 65550 Maint-Vehi    | 32,760           | 0                | 32,760            | 12,391.58           | 9,781.89            | 10,586.53           | 67.7%        |  |
| 70003 66000 Empl-Dues     | 770              | 0                | 770               | 468.00              | .00                 | 302.00              | 60.8%        |  |
| 70003 66100 Empl-Train    | 3,800            | 0                | 3,800             | 888.00              | 2,500.00            | 412.00              | 89.2%        |  |
| 70003 66200 Empl-Per D    | 6,200            | 0                | 6,200             | 1,560.00            | .00                 | 4,640.00            | 25.2%        |  |
| 70003 66500 Empl-Perso    | 2,000            | 0                | 2,000             | 705.58              | 287.90              | 1,006.52            | 49.7%        |  |
| 70003 67100 Util-Elect    | 79,040           | 0                | 79,040            | 50,895.52           | 28,144.48           | .00                 | 100.0%       |  |
| 70003 67400 Util-Telep    | 5,000            | 0                | 5,000             | 6,697.80            | 4,802.20            | -6,500.00           | 230.0%*      |  |
| 70003 67500 Util-Water    | 20,000           | 0                | 20,000            | 11,854.57           | 9,354.42            | -1,208.99           | 106.0%*      |  |
| 70003 80300 Cap-Improv    | 877,859          | 0                | 877,859           | 66,999.14           | 44,593.74           | 766,266.09          | 12.7%        |  |
| 70003 80400 Cap-Infras    | 5,432,429        | 2,621,700        | 8,054,129         | 3,835,630.39        | 1,388,169.55        | 2,830,328.87        | 64.9%        |  |
| 70003 80500 Cap-Equipm    | 310,000          | -71,700          | 238,300           | 180,155.90          | .00                 | 58,144.30           | 75.6%        |  |
| <b>TOTAL Sewer System</b> | <b>7,773,787</b> | <b>2,547,723</b> | <b>10,321,510</b> | <b>4,741,266.90</b> | <b>1,510,232.50</b> | <b>4,070,010.67</b> | <b>60.6%</b> |  |

YEAR-TO-DATE BUDGET REPORT

| FOR 2026 10                             |               |             |            |             |                |              |                |            |         |
|---|---------------|-------------|------------|-------------|----------------|--------------|----------------|------------|---------|
| ACCOUNTS FOR:                           |               | ORIGINAL    | TRANFRS/   | REVISED     |                |              | AVAILABLE      | PCT        |         |
| 700                                     | Water & Sewer | APPROP      | ADJSTMTS   | BUDGET      | YTD ACTUAL     | ENCUMBRANCES | BUDGET         | USE/COL    |         |
| <b>70004 Lab Environmental Services</b> |               |             |            |             |                |              |                |            |         |
| 70004                                   | 50500         | Labor-Regu  | 383,087    | 0           | 383,087        | 180,415.58   | .00            | 202,671.42 | 47.1%   |
| 70004                                   | 51000         | Labor-OT    | 3,189      | 0           | 3,189          | 1,192.10     | .00            | 1,996.90   | 37.4%   |
| 70004                                   | 51100         | Labor-DT    | 0          | 0           | 0              | 6,520.80     | .00            | -6,520.80  | 100.0%* |
| 70004                                   | 52000         | Labor-Vaca  | 0          | 0           | 0              | 25,638.04    | .00            | -25,638.04 | 100.0%* |
| 70004                                   | 52100         | Labor-Holi  | 0          | 0           | 0              | 11,600.00    | .00            | -11,600.00 | 100.0%* |
| 70004                                   | 53000         | Labor-Sick  | 0          | 0           | 0              | 8,665.37     | .00            | -8,665.37  | 100.0%* |
| 70004                                   | 54000         | Labor-Othe  | 1,000      | 0           | 1,000          | 1,453.80     | .00            | -453.80    | 145.4%* |
| 70004                                   | 55000         | Labor-Allo  | 3,506      | 0           | 3,506          | 2,851.00     | .00            | 655.00     | 81.3%   |
| 70004                                   | 58000         | Associated  | 92,813     | 0           | 92,813         | 58,495.22    | .00            | 34,317.78  | 63.0%   |
| 70004                                   | 58100         | Associated  | 28,460     | 0           | 28,460         | 17,059.46    | .00            | 11,400.54  | 59.9%   |
| 70004                                   | 58200         | Associated  | 74,154     | 0           | 74,154         | 43,726.00    | .00            | 30,428.00  | 59.0%   |
| 70004                                   | 58300         | Associated  | 7,608      | 0           | 7,608          | 4,539.30     | .00            | 3,068.70   | 59.7%   |
| 70004                                   | 58900         | Associated  | 40         | 0           | 40             | 22.20        | .00            | 17.80      | 55.5%   |
| 70004                                   | 61200         | ConProf-Ge  | 4,525      | 0           | 4,525          | 4,399.29     | 2,598.50       | -2,472.79  | 154.6%* |
| 70004                                   | 64475         | Ops-Materi  | 37,000     | 0           | 37,000         | 27,836.97    | 11,699.12      | -2,536.09  | 106.9%* |
| 70004                                   | 64600         | Ops-Postag  | 1,644      | 0           | 1,644          | .00          | .00            | 1,644.00   | .0%     |
| 70004                                   | 64775         | Ops-Tools   | 10,000     | 0           | 10,000         | .00          | .00            | 10,000.00  | .0%     |
| 70004                                   | 64800         | Ops-Unifor  | 1,092      | 0           | 1,092          | 773.25       | .00            | 318.75     | 70.8%   |
| 70004                                   | 64825         | Ops-Vehicl  | 1,456      | 0           | 1,456          | 588.21       | 813.73         | 54.06      | 96.3%   |
| 70004                                   | 65000         | Maint-Buil  | 4,100      | 0           | 4,100          | .00          | .00            | 4,100.00   | .0%     |
| 70004                                   | 65050         | Maint-Equi  | 1,500      | 0           | 1,500          | .00          | .00            | 1,500.00   | .0%     |
| 70004                                   | 65550         | Maint-Vehi  | 220        | 0           | 220            | 145.56       | .00            | 74.44      | 66.2%   |
| 70004                                   | 66000         | Empl-Dues   | 1,000      | 0           | 1,000          | 100.00       | .00            | 900.00     | 10.0%   |
| 70004                                   | 66100         | Empl-Train  | 1,900      | 0           | 1,900          | .00          | .00            | 1,900.00   | .0%     |
| 70004                                   | 66200         | Empl-Per D  | 2,196      | 0           | 2,196          | .00          | .00            | 2,196.00   | .0%     |
| 70004                                   | 66500         | Empl-Perso  | 115        | 0           | 115            | .00          | .00            | 115.00     | .0%     |
| 70004                                   | 67400         | Util-Telep  | 551        | 0           | 551            | 315.49       | 184.51         | 51.00      | 90.7%   |
| 70004                                   | 80500         | Cap-Equipm  | 55,000     | 0           | 55,000         | 18,917.00    | .00            | 36,083.00  | 34.4%   |
| TOTAL Lab Environmental Services        |               | 716,156     | 0          | 716,156     | 415,254.64     | 15,295.86    | 285,605.50     | 60.1%      |         |
| TOTAL Water & Sewer                     |               | 13,869,568  | 2,500,000  | 16,369,568  | -3,854,452.76  | 8,937,771.66 | 11,286,248.74  | 31.1%      |         |
| TOTAL REVENUES                          |               | -49,341,120 | -2,400,000 | -51,741,120 | -16,922,493.79 | .00          | -34,818,626.21 |            |         |
| TOTAL EXPENSES                          |               | 63,210,688  | 4,900,000  | 68,110,688  | 13,068,041.03  | 8,937,771.66 | 46,104,874.95  |            |         |

YEAR-TO-DATE BUDGET REPORT

FOR 2026 10

|             | ORIGINAL<br>APPROP | TRANFRS/<br>ADJSTMTS | REVISED<br>BUDGET | YTD ACTUAL    | ENCUMBRANCES | AVAILABLE<br>BUDGET | PCT<br>USE/COL |
|-------------|--------------------|----------------------|-------------------|---------------|--------------|---------------------|----------------|
| GRAND TOTAL | 13,869,568         | 2,500,000            | 16,369,568        | -3,854,452.76 | 8,937,771.66 | 11,286,248.74       | 31.1%          |

\*\* END OF REPORT - Generated by Melissa Salcido \*\*

## **4. Check Register for Current Period ONLY**

INVOICE LIST BY GL ACCOUNT

| YEAR/PERIOD: 2026/10 TO 2026/10 |                      | ACCOUNT/VENDOR | DOCUMENT | VOUCHER  | PO   | YEAR/PR | TYP | S | CHECK RUN        | CHECK    | DESCRIPTION                 |
|---------------------------------|----------------------|----------------|----------|----------|------|---------|-----|---|------------------|----------|-----------------------------|
| 700                             |                      |                |          |          |      |         |     |   |                  |          | Water & Sewer               |
| 700                             | 18000                |                |          |          |      |         |     |   |                  |          | Inventory-water             |
| 000438                          | BAKER UTILITY SUPPLY | 109826         | 117289   | 22606278 | 2026 | 10      | INV | P | 3,232.08         | 040226PE | 326962 Restock Inventory    |
| 000438                          | BAKER UTILITY SUPPLY | 109827         | 117290   | 22605983 | 2026 | 10      | INV | P | 2,179.30         | 040226PE | 326962 Restock Inventory    |
| 000438                          | BAKER UTILITY SUPPLY | 109828         | 117292   | 22606246 | 2026 | 10      | INV | P | 5,138.89         | 040226PE | 326962 Restock Resetters    |
| 000438                          | BAKER UTILITY SUPPLY | 110091         | 117564   | 22605983 | 2026 | 10      | INV | P | 111.00           | 041026PE | 327015 Restock Inventory    |
| 000438                          | BAKER UTILITY SUPPLY | 110097         | 117570   | 22605823 | 2026 | 10      | INV | P | 3,291.69         | 041026PE | 327015 Restock Inventory    |
| 000438                          | BAKER UTILITY SUPPLY | 110737         | 118245   | 22606004 | 2026 | 10      | INV | P | 4,655.61         | 050426cb | 327391 Low stock on boxes   |
| 000438                          | BAKER UTILITY SUPPLY | 110738         | 118246   | 22605861 | 2026 | 10      | INV | P | 270.21           | 050426cb | 327391 Restock Inventory    |
| 000438                          | BAKER UTILITY SUPPLY | 110739         | 118247   | 22605362 | 2026 | 10      | INV | P | 65.72            | 050426cb | 327391 Restock Inventory    |
| 000438                          | BAKER UTILITY SUPPLY | 110743         | 118252   | 22606060 | 2026 | 10      | INV | P | 146.44           | 050426cb | 327391 Restock Inventory    |
| 000438                          | BAKER UTILITY SUPPLY | 111262         | 118792   | 22606907 | 2026 | 10      | INV | P | 4,032.48         | 043026cb | 327307 Restock Inventory    |
| 000438                          | BAKER UTILITY SUPPLY | 111263         | 118793   | 22606746 | 2026 | 10      | INV | P | 5,138.89         | 043026cb | 327307 Restock Inventory    |
| 000438                          | BAKER UTILITY SUPPLY | 111264         | 118794   | 22606907 | 2026 | 10      | INV | P | 58.32            | 043026cb | 327307 Restock Inventory    |
| 000438                          | BAKER UTILITY SUPPLY | 111266         | 118796   | 22606654 | 2026 | 10      | INV | P | 5.58             | 043026cb | 327307 Restock Inventory    |
| 000438                          | BAKER UTILITY SUPPLY | 111267         | 118797   | 22606654 | 2026 | 10      | INV | P | 1,430.32         | 043026cb | 327307 Restock Inventory    |
| 000438                          | BAKER UTILITY SUPPLY | 111269         | 118799   | 22605861 | 2026 | 10      | INV | P | 633.63           | 043026cb | 327307 Restock Inventory    |
| 000438                          | BAKER UTILITY SUPPLY | 111294         | 118824   | 22606176 | 2026 | 10      | INV | P | 3,769.59         | 043026cb | 327307 Restock Inventory    |
| 000438                          | BAKER UTILITY SUPPLY | 111295         | 118825   | 22606941 | 2026 | 10      | INV | P | 4,225.20         | 043026cb | 327307 Restock boxes        |
|                                 |                      |                |          |          |      |         |     |   | <b>38,384.95</b> |          |                             |
| 000458                          | BENMARK SUPPLY CO.,  | 110093         | 117566   | 22605824 | 2026 | 10      | INV | P | 1,553.14         | 041026PE | 1007251 Restock Inventory   |
| 000458                          | BENMARK SUPPLY CO.,  | 110094         | 117567   | 22606539 | 2026 | 10      | INV | P | 3,548.68         | 041026PE | 1007251 Restock Inventory   |
| 000458                          | BENMARK SUPPLY CO.,  | 110095         | 117568   | 22606509 | 2026 | 10      | INV | P | 3,548.68         | 041026PE | 1007251 New inventory items |
| 000458                          | BENMARK SUPPLY CO.,  | 110096         | 117569   | 22606279 | 2026 | 10      | INV | P | 2,279.32         | 041026PE | 1007251 Restock Inventory   |
| 000458                          | BENMARK SUPPLY CO.,  | 110632         | 118138   | 22606539 | 2026 | 10      | INV | P | 847.74           | 041726cb | 1007302 Restock Inventory   |
| 000458                          | BENMARK SUPPLY CO.,  | 110633         | 118139   | 22606215 | 2026 | 10      | INV | P | 298.47           | 041726cb | 1007302 Restock boxes       |
| 000458                          | BENMARK SUPPLY CO.,  | 110634         | 118140   | 22606509 | 2026 | 10      | INV | P | 1,436.96         | 041726cb | 1007302 New inventory items |
| 000458                          | BENMARK SUPPLY CO.,  | 110635         | 118141   | 22606623 | 2026 | 10      | INV | P | 4,755.02         | 041726cb | 1007302 Restock Inventory   |
| 000458                          | BENMARK SUPPLY CO.,  | 110636         | 118142   | 22606793 | 2026 | 10      | INV | P | 2,952.96         | 041726cb | 1007302 Material for Kirche |
| 000458                          | BENMARK SUPPLY CO.,  | 110637         | 118143   | 22606819 | 2026 | 10      | INV | P | 1,800.00         | 041726cb | 1007302 Restock Inventory   |
| 000458                          | BENMARK SUPPLY CO.,  | 110638         | 118144   | 22606834 | 2026 | 10      | INV | P | 860.67           | 041726cb | 1007302 Restock Inventory   |
| 000458                          | BENMARK SUPPLY CO.,  | 110639         | 118145   | 22606874 | 2026 | 10      | INV | P | 1,800.00         | 041726cb | 1007302 Restock gate valves |
| 000458                          | BENMARK SUPPLY CO.,  | 110640         | 118146   | 22606819 | 2026 | 10      | INV | P | 1,800.00         | 041726cb | 1007302 Restock Inventory   |
| 000458                          | BENMARK SUPPLY CO.,  | 110854         | 118371   | 22606156 | 2026 | 10      | INV | P | 2,030.22         | 042426PE | 1007332 Restock Inventory   |
| 000458                          | BENMARK SUPPLY CO.,  | 110855         | 118372   | 22607060 | 2026 | 10      | INV | P | 1,006.10         | 042426PE | 1007332 Restock Inventory   |
| 000458                          | BENMARK SUPPLY CO.,  | 110856         | 118373   | 22606793 | 2026 | 10      | INV | P | 403.75           | 042426PE | 1007332 Material for Kirche |
| 000458                          | BENMARK SUPPLY CO.,  | 110857         | 118374   | 22606819 | 2026 | 10      | INV | P | 1,399.80         | 042426PE | 1007332 Restock Inventory   |
| 000458                          | BENMARK SUPPLY CO.,  | 110858         | 118375   | 22606874 | 2026 | 10      | INV | P | 1,399.80         | 042426PE | 1007332 Restock gate valves |
| 000458                          | BENMARK SUPPLY CO.,  | 110859         | 118376   | 22606236 | 2026 | 10      | INV | P | 4,800.11         | 042426PE | 1007332 Restock Resetters   |
| 000458                          | BENMARK SUPPLY CO.,  | 111057         | 118583   | 22606834 | 2026 | 10      | INV | P | 861.33           | 043026cb | 1007372 Restock Inventory   |
| 000458                          | BENMARK SUPPLY CO.,  | 111058         | 118584   | 22606908 | 2026 | 10      | INV | P | 3,262.75         | 043026cb | 1007372 Out of stock Sampli |
| 000458                          | BENMARK SUPPLY CO.,  | 111059         | 118585   | 22607192 | 2026 | 10      | INV | P | 4,915.38         | 043026cb | 1007372 Restock Inventory   |
| 000458                          | BENMARK SUPPLY CO.,  | 111373         | 118904   | 22606834 | 2026 | 10      | INV | P | 16.00            | 043026cb | 1007372 Restock Inventory   |
| 000458                          | BENMARK SUPPLY CO.,  | 111375         | 118906   | 22607227 | 2026 | 10      | INV | P | 3,515.53         | 043026cb | 1007372 Restock Inventory/L |
|                                 |                      |                |          |          |      |         |     |   | <b>51,092.41</b> |          |                             |
| 003601                          | J & J PIPE & SUPPLY  | 110305         | 117788   | 22606766 | 2026 | 10      | INV | P | 321.90           | 041026PE | 327054 Restock PVC          |
| 012318                          | CORE & MAIN LP       | 110122         | 117598   | 22605787 | 2026 | 10      | INV | P | 4,854.20         | 041026PE | 327030 Storz Adapters for   |

INVOICE LIST BY GL ACCOUNT

| YEAR/PERIOD: 2026/10 TO 2026/10 |                      | ACCOUNT/VENDOR      | DOCUMENT | VOUCHER  | PO   | YEAR/PR | TYP | S | CHECK RUN | CHECK    | DESCRIPTION                |
|---------------------------------|----------------------|---------------------|----------|----------|------|---------|-----|---|-----------|----------|----------------------------|
| 012318                          | CORE & MAIN LP       | 110423              | 117912   | 22605191 | 2026 | 10      | INV | P | 2,452.50  | 041726cb | 327144 Out of stock on str |
|                                 |                      |                     |          |          |      |         |     |   | 7,306.70  |          |                            |
| ACCOUNT TOTAL                   |                      |                     |          |          |      |         |     |   | 97,105.96 |          |                            |
| 700                             | 18200                | Inventory-Sewer     |          |          |      |         |     |   |           |          |                            |
| 000438                          | BAKER UTILITY SUPPLY | 109827              | 117290   | 22605983 | 2026 | 10      | INV | P | 842.50    | 040226PE | 326962 Restock Inventory   |
| 000438                          | BAKER UTILITY SUPPLY | 110091              | 117564   | 22605983 | 2026 | 10      | INV | P | 8.21      | 041026PE | 327015 Restock Inventory   |
|                                 |                      |                     |          |          |      |         |     |   | 850.71    |          |                            |
| ACCOUNT TOTAL                   |                      |                     |          |          |      |         |     |   | 850.71    |          |                            |
| 700                             | 33021                | W&S Tap             |          |          |      |         |     |   |           |          |                            |
| 009998                          | Anderson Brothers Co | 109836              | 117299   | 0        | 2026 | 10      | INV | P | 40,408.32 | 040226PE | 326979 Estimate Refund     |
| 009999                          | Emilia williams      | 110581              | 118083   | 0        | 2026 | 10      | INV | P | 300.00    | 041726cb | 327179 Statement Refund fo |
| ACCOUNT TOTAL                   |                      |                     |          |          |      |         |     |   | 40,708.32 |          |                            |
| 700                             | 34220                | Services-City water |          |          |      |         |     |   |           |          |                            |
| 009998                          | EDNA VARGAS          | 111321              | 118852   | 0        | 2026 | 10      | INV | P | .01       | 403026vo | 81912 EXP#000119           |
| 009998                          | NMT3S LLC            | 111322              | 118853   | 0        | 2026 | 10      | INV | P | 78.14     | 403026vo | 81929 EXP#000120           |
| 009998                          | KT HOMES             | 111323              | 118854   | 0        | 2026 | 10      | INV | P | 30.70     | 403026vo | 81924 EXP#000121           |
| 009998                          | CORRALES CONSTRUCTIO | 111324              | 118855   | 0        | 2026 | 10      | INV | P | 29.02     | 403026vo | 81901 EXP#000122           |
| 009998                          | CORRALES CONSTRUCTIO | 111325              | 118856   | 0        | 2026 | 10      | INV | P | 29.05     | 403026vo | 81902 EXP#000123           |
| 009998                          | CLAYTON SUNWEST      | 111326              | 118857   | 0        | 2026 | 10      | INV | P | 30.73     | 403026vo | 81898 EXP#000124           |
| 009998                          | GLUSHKO, PATRICIA R  | 111327              | 118858   | 0        | 2026 | 10      | INV | P | 12.84     | 403026vo | 81916 EXP#000125           |
| 009998                          | SINGLETON, ZACHARY W | 111333              | 118864   | 0        | 2026 | 10      | INV | P | 28.47     | 403026vo | 81935 EXP#000131           |
| 009998                          | CORRALES CONSTRUCTIO | 111334              | 118865   | 0        | 2026 | 10      | INV | P | 15.92     | 403026vo | 81903 EXP#000132           |
| 009998                          | CORRALES CONSTRUCTIO | 111335              | 118866   | 0        | 2026 | 10      | INV | P | 17.70     | 403026vo | 81904 EXP#000133           |
| 009998                          | ZACARIAS, GUADALUPE  | 111337              | 118868   | 0        | 2026 | 10      | INV | P | 17.31     | 403026vo | 81944 EXP#000135           |
| 009998                          | SALCIDO, KARINA      | 111338              | 118869   | 0        | 2026 | 10      | INV | P | 40.05     | 403026vo | 81933 EXP#000136           |
| 009998                          | AGUILAR, CARISSA A   | 111339              | 118870   | 0        | 2026 | 10      | INV | P | 19.59     | 403026vo | 81894 EXP#000137           |
| 009998                          | VITELA, AMY          | 111340              | 118871   | 0        | 2026 | 10      | INV | P | 24.04     | 403026vo | 81942 EXP#000138           |
| 009998                          | CORRALES CONSTRUCTIO | 111341              | 118872   | 0        | 2026 | 10      | INV | P | 11.29     | 403026vo | 81905 EXP#000139           |
| 009998                          | THOMAS PHILLIPPI     | 111342              | 118873   | 0        | 2026 | 10      | INV | P | 4.44      | 403026vo | 81937 EXP#000140           |
| 009998                          | ROBERTO SAENZ        | 111343              | 118874   | 0        | 2026 | 10      | INV | P | 3.90      | 403026vo | 81932 EXP#000141           |
| 009998                          | TAMBURRINO, HEATHER  | 111344              | 118875   | 0        | 2026 | 10      | INV | P | 12.51     | 403026vo | 81936 EXP#000142           |
| 009998                          | LAWSON, GEORGE       | 111345              | 118876   | 0        | 2026 | 10      | INV | P | 12.87     | 403026vo | 81926 EXP#000143           |
| 009998                          | GILBERTO VALADEZ     | 111346              | 118877   | 0        | 2026 | 10      | INV | P | 7.84      | 403026vo | 81915 EXP#000144           |
| 009998                          | TORRES, MARIBEL MART | 111347              | 118878   | 0        | 2026 | 10      | INV | P | 103.32    | 403026vo | 81939 EXP#000145           |
| 009998                          | WORDEN, VAYDA        | 111348              | 118879   | 0        | 2026 | 10      | INV | P | 4.37      | 403026vo | 81943 EXP#000146           |
| 009998                          | SERENITY FAITH HOMES | 111349              | 118880   | 0        | 2026 | 10      | INV | P | 55.90     | 403026vo | 81934 EXP#000147           |
| 009998                          | GOINS, RICHARD       | 111350              | 118881   | 0        | 2026 | 10      | INV | P | 3.23      | 403026vo | 81917 EXP#000148           |
| 009998                          | TRULINE CONSTRUCTION | 111351              | 118882   | 0        | 2026 | 10      | INV | P | 13.13     | 403026vo | 81940 EXP#000149           |
| 009998                          | TRULINE CONSTRUCTION | 111352              | 118883   | 0        | 2026 | 10      | INV | P | 13.13     | 403026vo | 81941 EXP#000150           |
| 009998                          | CORRALES CONSTRUCTIO | 111353              | 118884   | 0        | 2026 | 10      | INV | P | 9.69      | 403026vo | 81906 EXP#000151           |
| 009998                          | BURKE, CODEY         | 111354              | 118885   | 0        | 2026 | 10      | INV | P | 3.84      | 403026vo | 81897 EXP#000152           |
| 009998                          | MICHAEL VLOSICH III, | 111355              | 118886   | 0        | 2026 | 10      | INV | P | 12.84     | 403026vo | 81927 EXP#000153           |
| 009998                          | KALI HUGHES          | 111356              | 118887   | 0        | 2026 | 10      | INV | P | 40.27     | 403026vo | 81923 EXP#000154           |

INVOICE LIST BY GL ACCOUNT

| YEAR/PERIOD: 2026/10 TO 2026/10 |          |         |          |               |       |   |                 |          |             |                     |                 |
|---------------------------------|----------|---------|----------|---------------|-------|---|-----------------|----------|-------------|---------------------|-----------------|
| ACCOUNT/VENDOR                  | DOCUMENT | VOUCHER | PO       | YEAR/PR       | TYP   | S | CHECK RUN       | CHECK    | DESCRIPTION |                     |                 |
| 009998 MILLER, LISA             | 111357   | 118888  | 0        | 2026 10       | INV   | P | 11.65           | 403026VO | 81928       | EXP#000155          |                 |
| 009998 JOHNNY L HALL            | 111358   | 118889  | 0        | 2026 10       | INV   | P | 38.28           | 403026VO | 81921       | EXP#000156          |                 |
| 009998 BRANSON PROPERTIES       | 111359   | 118890  | 0        | 2026 10       | INV   | P | 2.56            | 403026VO | 81896       | EXP#000157          |                 |
| 009998 CRAIG L LUNSFORD         | 111360   | 118891  | 0        | 2026 10       | INV   | P | 5.77            | 403026VO | 81911       | EXP#000158          |                 |
| 009998 JESUS DAVID ARRIETA-     | 111361   | 118892  | 0        | 2026 10       | INV   | P | 218.55          | 403026VO | 81920       | EXP#000159          |                 |
| 009998 EVELIA RODRIGUEZ DE      | 111362   | 118893  | 0        | 2026 10       | INV   | P | 67.29           | 403026VO | 81913       | EXP#000160          |                 |
| 009998 THRU TUBING SOLUTION     | 111363   | 118894  | 0        | 2026 10       | INV   | P | 75.90           | 403026VO | 81938       | EXP#000161          |                 |
| 009998 CORRALES CONSTRUCTIO     | 111364   | 118895  | 0        | 2026 10       | INV   | P | 28.99           | 403026VO | 81907       | EXP#000162          |                 |
| 009998 CORRALES CONSTRUCTIO     | 111365   | 118896  | 0        | 2026 10       | INV   | P | 22.24           | 403026VO | 81908       | EXP#000163          |                 |
| 009998 JUANES DELGADO, ONEY     | 111366   | 118897  | 0        | 2026 10       | INV   | P | 52.27           | 403026VO | 81922       | EXP#000164          |                 |
| 009998 CLAYTON SUNWEST          | 111367   | 118898  | 0        | 2026 10       | INV   | P | 30.79           | 403026VO | 81899       | EXP#000165          |                 |
| 009998 CORRALES CONSTRUCTIO     | 111368   | 118899  | 0        | 2026 10       | INV   | P | 23.92           | 403026VO | 81909       | EXP#000166          |                 |
| 009998 CORRALES CONSTRUCTIO     | 111369   | 118900  | 0        | 2026 10       | INV   | P | 29.08           | 403026VO | 81910       | EXP#000167          |                 |
| 009998 KT HOMES                 | 111370   | 118901  | 0        | 2026 10       | INV   | P | 30.79           | 403026VO | 81925       | EXP#000168          |                 |
| 009998 CLAYTON SUNWEST          | 111371   | 118902  | 0        | 2026 10       | INV   | P | 30.79           | 403026VO | 81900       | EXP#000169          |                 |
|                                 |          |         |          |               |       |   | <b>1,355.01</b> |          |             |                     |                 |
|                                 |          |         |          | ACCOUNT TOTAL |       |   | 1,355.01        |          |             |                     |                 |
| 700                             | 34250    |         |          |               |       |   |                 |          |             |                     |                 |
|                                 |          |         |          |               |       |   |                 |          |             |                     | Services-Sewer  |
| 009998 BOB YEAGER               | 111328   | 118859  | 0        | 2026 10       | INV   | P | 81.45           | 403026VO | 81895       | EXP#000126          |                 |
| 009998 JESSICA SHANNON          | 111329   | 118860  | 0        | 2026 10       | INV   | P | 81.45           | 403026VO | 81919       | EXP#000127          |                 |
| 009998 ROBERTO SAENZ            | 111330   | 118861  | 0        | 2026 10       | INV   | P | 81.42           | 403026VO | 81931       | EXP#000128          |                 |
| 009998 GILBERTO VALADEZ         | 111331   | 118862  | 0        | 2026 10       | INV   | P | 86.47           | 403026VO | 81914       | EXP#000129          |                 |
| 009998 JAIME J FLOREZ           | 111332   | 118863  | 0        | 2026 10       | INV   | P | 81.45           | 403026VO | 81918       | EXP#000130          |                 |
| 009998 RANDY COUNTS             | 111336   | 118867  | 0        | 2026 10       | INV   | P | 81.42           | 403026VO | 81930       | EXP#000134          |                 |
| 009998 AGUILAR, CARISSA A       | 111339   | 118870  | 0        | 2026 10       | INV   | P | 19.59           | 403026VO | 81894       | EXP#000137          |                 |
|                                 |          |         |          |               |       |   | <b>513.25</b>   |          |             |                     |                 |
|                                 |          |         |          | ACCOUNT TOTAL |       |   | 513.25          |          |             |                     |                 |
|                                 |          |         |          | ORG 700       | TOTAL |   | 140,533.25      |          |             |                     |                 |
| 70000                           |          |         |          |               |       |   |                 |          |             |                     | Water           |
| 70000                           | 61200    |         |          |               |       |   |                 |          |             |                     | ConProf-General |
| 000440 BALLEAU GROUNDWATER      | 110039   | 117509  | 22600379 | 2026 10       | INV   | P | 13,670.37       | 041026PE | 1007250     | Technical review of |                 |
| 002040 SOUTHWEST ACCOUNTING     | 110347   | 117831  | 22601039 | 2026 10       | INV   | P | 16,109.00       | 041026PE | 327106      | Audit Services FY26 |                 |
| 007145 SPARKS OFFICE SUPPLY     | 110078   | 117551  | 22600078 | 2026 10       | INV   | P | 123.07          | 041026PE | 1007291     | Office Supplies     |                 |
| 007145 SPARKS OFFICE SUPPLY     | 111175   | 118704  | 22600078 | 2026 10       | INV   | P | 43.45           | 043026cb | 1007394     | Monthly Copier Char |                 |
|                                 |          |         |          |               |       |   | <b>166.52</b>   |          |             |                     |                 |
| 008089 THE WATER WORKS INC      | 109832   | 117295  | 22600084 | 2026 10       | INV   | P | 18.00           | 040226PE | 1007244     | EST YRLY WATER BOTT |                 |
| 008089 THE WATER WORKS INC      | 110565   | 118067  | 22600084 | 2026 10       | INV   | P | 9.00            | 041726cb | 1007325     | EST YRLY WATER BOTT |                 |
| 008089 THE WATER WORKS INC      | 111098   | 118624  | 22600084 | 2026 10       | INV   | P | 9.00            | 043026cb | 1007395     | EST YRLY WATER BOTT |                 |
|                                 |          |         |          |               |       |   | <b>36.00</b>    |          |             |                     |                 |

INVOICE LIST BY GL ACCOUNT

| YEAR/PERIOD: 2026/10 TO 2026/10 |                       |                         |        |          |      |    |           |       |             |          |         |                     |
|---------------------------------|-----------------------|-------------------------|--------|----------|------|----|-----------|-------|-------------|----------|---------|---------------------|
| ACCOUNT/VENDOR                  | DOCUMENT              | VOUCHER                 | PO     | YEAR/PR  | TYP  | S  | CHECK RUN | CHECK | DESCRIPTION |          |         |                     |
| 011012                          | ADVANCED PEST & WEED  | 110377                  | 117863 | 22600086 | 2026 | 10 | INV       | P     | 53.70       | 041026PE | 1007248 | PEST CONTROL SERVIC |
| 011012                          | ADVANCED PEST & WEED  | 110433                  | 117922 | 22600086 | 2026 | 10 | INV       | P     | 53.70       | 041726cb | 1007299 | PEST CONTROL SERVIC |
|                                 |                       |                         |        |          |      |    |           |       | 107.40      |          |         |                     |
| ACCOUNT TOTAL                   |                       |                         |        |          |      |    |           |       | 30,089.29   |          |         |                     |
| 70000                           | 64475                 | Ops-Material & Supplies |        |          |      |    |           |       |             |          |         |                     |
| 000246                          | ROLFSON OIL           | 110783                  | 118293 | 22606871 | 2026 | 10 | INV       | P     | 1,938.25    | 042426PE | 1007356 | hydraulic oil for w |
| 000458                          | BENCHMARK SUPPLY CO., | 111373                  | 118904 | 22606834 | 2026 | 10 | INV       | P     | 57.66       | 043026cb | 1007372 | Restock Inventory   |
| 000510                          | BLAINE INDUSTRIAL SU  | 110383                  | 117869 | 22606662 | 2026 | 10 | INV       | P     | 75.18       | 041026PE | 1007254 | rags for various jo |
| 000616                          | BES                   | 110580                  | 118082 | 22606836 | 2026 | 10 | INV       | P     | 238.00      | 041726cb | 1007303 | sand bags for flood |
| 001270                          | CONNELLS OFFICE SUP   | 110353                  | 117837 | 22600073 | 2026 | 10 | INV       | P     | 53.00       | 041026PE | 1007266 | EST YRLY COPY PAPER |
| 002517                          | LINDE GAS & EQUIP     | 110387                  | 117873 | 22601336 | 2026 | 10 | INV       | P     | 34.00       | 041026PE | 327064  | Out of nitrogen nee |
| 002933                          | GRAINGER              | 110026                  | 117496 | 22606324 | 2026 | 10 | INV       | P     | 2,709.75    | 041026PE | 327046  | padlocks for lockou |
| 002933                          | GRAINGER              | 110230                  | 117709 | 22606576 | 2026 | 10 | INV       | P     | 297.12      | 041026PE | 327046  | cable ties for vari |
| 002933                          | GRAINGER              | 110570                  | 118072 | 22606764 | 2026 | 10 | INV       | P     | 336.58      | 041726cb | 327152  | gauges & fittings f |
| 002933                          | GRAINGER              | 110573                  | 118075 | 22606843 | 2026 | 10 | INV       | P     | 131.92      | 041726cb | 327152  | tape for pipe threa |
| 002933                          | GRAINGER              | 111053                  | 118579 | 22607055 | 2026 | 10 | INV       | P     | 251.24      | 043026cb | 327329  | threaded studs & bo |
| 002933                          | GRAINGER              | 111055                  | 118581 | 22607055 | 2026 | 10 | INV       | P     | 426.80      | 043026cb | 327329  | threaded studs & bo |
|                                 |                       |                         |        |          |      |    |           |       | 4,153.41    |          |         |                     |
| 003050                          | HALL MACHINE          | 109920                  | 117387 | 22606325 | 2026 | 10 | INV       | P     | 1,131.12    | 041026PE | 327047  | MATERIAL NEEDED FOR |
| 003058                          | JAMES HAMILTON CONST  | 110228                  | 117707 | 22602984 | 2026 | 10 | INV       | P     | 641.13      | 041026PE | 1007273 | NMDOT type I or II  |
| 003058                          | JAMES HAMILTON CONST  | 110574                  | 118076 | 22602984 | 2026 | 10 | INV       | P     | 621.96      | 041726cb | 1007312 | NMDOT type I or II  |
| 003058                          | JAMES HAMILTON CONST  | 110575                  | 118077 | 22602984 | 2026 | 10 | INV       | P     | 241.42      | 041726cb | 1007312 | NMDOT type I or II  |
| 003058                          | JAMES HAMILTON CONST  | 111001                  | 118524 | 22602984 | 2026 | 10 | INV       | P     | 720.80      | 042426PE | 1007345 | NMDOT type I or II  |
| 003058                          | JAMES HAMILTON CONST  | 111184                  | 118713 | 22602984 | 2026 | 10 | INV       | P     | 398.93      | 043026cb | 1007378 | NMDOT type I or II  |
|                                 |                       |                         |        |          |      |    |           |       | 2,624.24    |          |         |                     |
| 005572                          | NORTHERN SAFETY CO.,  | 110495                  | 117987 | 22606494 | 2026 | 10 | INV       | P     | 85.88       | 041726cb | 1007318 | drink mixes & sanit |
| 006228                          | RED BUD SUPPLY        | 110372                  | 117858 | 22606330 | 2026 | 10 | INV       | P     | 177.90      | 041026PE | 327093  | ant killer for pest |
| 007607                          | ULINE INC.            | 110676                  | 118182 | 22606849 | 2026 | 10 | INV       | P     | 116.82      | 041726cb | 327197  | Labels for new shel |
| 007607                          | ULINE INC.            | 110866                  | 118383 | 22607071 | 2026 | 10 | INV       | P     | 33.00       | 042426PE | 327297  | Caddy for Samples   |
|                                 |                       |                         |        |          |      |    |           |       | 149.82      |          |         |                     |
| 007624                          | USA BLUE BOOK         | 110502                  | 117995 | 22606526 | 2026 | 10 | INV       | P     | 1,703.70    | 041726cb | 1007327 | fire hydrant meter  |
| 011350                          | GLOBAL EQUIPMENT CO.  | 110203                  | 117682 | 22606513 | 2026 | 10 | INV       | P     | 3,983.09    | 041026PE | 327045  | New shelving for wa |

INVOICE LIST BY GL ACCOUNT

| YEAR/PERIOD: 2026/10 TO 2026/10 |                      |                        |        |          |      |    |           |       |             |           |          |           |                     |
|---------------------------------|----------------------|------------------------|--------|----------|------|----|-----------|-------|-------------|-----------|----------|-----------|---------------------|
| ACCOUNT/VENDOR                  | DOCUMENT             | VOUCHER                | PO     | YEAR/PR  | TYP  | S  | CHECK RUN | CHECK | DESCRIPTION |           |          |           |                     |
| 011815                          | LOWE'S               | 109773                 | 117235 | 22606478 | 2026 | 10 | INV       | P     |             | 285.79    | 040226PE | 326973    | replace fuel cans/f |
| 011815                          | LOWE'S               | 110123                 | 117599 | 22606599 | 2026 | 10 | INV       | P     |             | 128.10    | 041026PE | 327065    | out of stock bucket |
| 011815                          | LOWE'S               | 110741                 | 118249 | 22606929 | 2026 | 10 | INV       | P     |             | 189.05    | 050426cb | 327404    | replace backpack sp |
| 011815                          | LOWE'S               | 110742                 | 118250 | 22607057 | 2026 | 10 | INV       | P     |             | 28.48     | 050426cb | 327404    | hose for well #6/J  |
|                                 |                      |                        |        |          |      |    |           |       |             | 631.42    |          |           |                     |
| 013398                          | NORTHERN TOOL/EQUIP  | 110484                 | 117975 | 22606682 | 2026 | 10 | INV       | P     |             | 74.99     | 041726cb | 327177    | heads & trimmer lin |
| 013398                          | NORTHERN TOOL/EQUIP  | 110486                 | 117977 | 22604463 | 2026 | 10 | INV       | P     |             | 59.99     | 041726cb | 327177    | replace spot light  |
|                                 |                      |                        |        |          |      |    |           |       |             | 134.98    |          |           |                     |
| ACCOUNT TOTAL                   |                      |                        |        |          |      |    |           |       |             | 17,171.65 |          |           |                     |
| 70000                           | 64575                | Ops-PPE                |        |          |      |    |           |       |             |           |          |           |                     |
| 000510                          | BLAINE INDUSTRIAL SU | 110386                 | 117872 | 22606753 | 2026 | 10 | INV       | P     |             | 180.60    | 041026PE | 1007254   | gloves for crews/st |
| 005572                          | NORTHERN SAFETY CO., | 110495                 | 117987 | 22606494 | 2026 | 10 | INV       | P     |             | 197.52    | 041726cb | 1007318   | drink mixes & sanit |
| 005572                          | NORTHERN SAFETY CO., | 110498                 | 117990 | 22606494 | 2026 | 10 | INV       | P     |             | 205.92    | 041726cb | 1007318   | drink mixes & sanit |
|                                 |                      |                        |        |          |      |    |           |       |             | 403.44    |          |           |                     |
| 007607                          | ULINE INC.           | 110523                 | 118017 | 22605955 | 2026 | 10 | INV       | P     |             | 180.00    | 041726cb | 327197    | ppe for solid waste |
| 010647                          | MOBILE SAFETY & CONS | 111274                 | 118804 | 22605936 | 2026 | 10 | INV       | P     |             | 100.00    | 043026cb | 1007385   | FIT TESTING FOR HAL |
| ACCOUNT TOTAL                   |                      |                        |        |          |      |    |           |       |             | 864.04    |          |           |                     |
| 70000                           | 64600                | Ops-Postage & Shipping |        |          |      |    |           |       |             |           |          |           |                     |
| 005972                          | POSTAL PROS, INC     | 109837                 | 117300 | 22600707 | 2026 | 10 | INV       | P     |             | 2,693.21  | 040226PE | 326984    | Printing and Mailin |
| ACCOUNT TOTAL                   |                      |                        |        |          |      |    |           |       |             | 2,693.21  |          |           |                     |
| 70000                           | 64775                | Ops-Tools & Equip      |        |          |      |    |           |       |             |           |          |           |                     |
| 001801                          | E-Z RENTALS & SALES, | 110281                 | 117763 | 22606759 | 2026 | 10 | INV       | P     |             | 569.99    | 041026PE | 327037    | trimmer for Jessica |
| 013398                          | NORTHERN TOOL/EQUIP  | 110489                 | 117980 | 22606303 | 2026 | 10 | INV       | P     |             | 375.97    | 041726cb | 327177    | tools for service u |
| 013398                          | NORTHERN TOOL/EQUIP  | 111254                 | 118784 | 22607258 | 2026 | 10 | INV       | P     |             | 249.00    | 043026cb | 327359    | replace sawzall for |
|                                 |                      |                        |        |          |      |    |           |       |             | 624.97    |          |           |                     |
| ACCOUNT TOTAL                   |                      |                        |        |          |      |    |           |       |             | 1,194.96  |          |           |                     |
| 70000                           | 64825                | Ops-Vehicle            |        |          |      |    |           |       |             |           |          |           |                     |
| 008364                          | WEX BANK             | 110195                 | 117674 | 22600578 | 2026 | 10 | DIR       | P     |             | 6,825.49  |          | 900378547 | Invoice 111385450   |
| ACCOUNT TOTAL                   |                      |                        |        |          |      |    |           |       |             | 6,825.49  |          |           |                     |
| 70000                           | 65000                | Maint-Building         |        |          |      |    |           |       |             |           |          |           |                     |
| 000806                          | ALK INC              | 110304                 | 117787 | 22606711 | 2026 | 10 | INV       | P     |             | 1,473.26  | 041026PE | 327008    | WATER MAINTENANCE B |
| 001388                          | QUALITY JANITORIAL   | 110384                 | 117870 | 22606574 | 2026 | 10 | INV       | P     |             | 16.30     | 041026PE | 327091    | bags for vacuum cle |

INVOICE LIST BY GL ACCOUNT

| YEAR/PERIOD: 2026/10 TO 2026/10 |                      | ACCOUNT/VENDOR     | DOCUMENT | VOUCHER  | PO   | YEAR/PR | TYP | S | CHECK RUN | CHECK    | DESCRIPTION                 |
|---------------------------------|----------------------|--------------------|----------|----------|------|---------|-----|---|-----------|----------|-----------------------------|
| 001388                          | QUALITY JANITORIAL   | 110385             | 117871   | 22606631 | 2026 | 10      | INV | P | 609.53    | 041026PE | 327091 restock papergoods/  |
|                                 |                      |                    |          |          |      |         |     |   | 625.83    |          |                             |
| 002933                          | GRAINGER             | 109775             | 117237   | 22606522 | 2026 | 10      | INV | P | 33.99     | 040226PE | 326968 seal for floor drai  |
| 002933                          | GRAINGER             | 110572             | 118074   | 22606520 | 2026 | 10      | INV | P | 2,209.53  | 041726cb | 327152 shelving for wareho  |
|                                 |                      |                    |          |          |      |         |     |   | 2,243.52  |          |                             |
| 003050                          | HALL MACHINE         | 110942             | 118462   | 22606718 | 2026 | 10      | INV | P | 3,163.58  | 042426PE | 327238 Replace damaged fen  |
| 004935                          | REECE SUPPLY         | 110677             | 118183   | 22606721 | 2026 | 10      | INV | P | 362.00    | 041726cb | 327187 Repairs to Warehous  |
| 004935                          | REECE SUPPLY         | 111082             | 118608   | 22607206 | 2026 | 10      | INV | P | 13.47     | 043026cb | 327368 Move Gas line in wa  |
|                                 |                      |                    |          |          |      |         |     |   | 375.47    |          |                             |
| 007168                          | SPRINGTIME CLEANING  | 110564             | 118066   | 22606300 | 2026 | 10      | INV | P | 800.10    | 041726cb | 1007323 BUILDING CLEANING S |
| ACCOUNT TOTAL                   |                      |                    |          |          |      |         |     |   | 8,681.76  |          |                             |
| 70000                           | 65050                | Maint-Equipment    |          |          |      |         |     |   |           |          |                             |
| 000915                          | CARLSBAD AUTO SUPPLY | 110536             | 118032   | 22606876 | 2026 | 10      | INV | P | 45.06     | 041726cb | 1007305 drive belt for Verm |
| 000915                          | CARLSBAD AUTO SUPPLY | 111154             | 118682   | 22607194 | 2026 | 10      | INV | P | 58.77     | 043026cb | 1007373 Hydraulic oil for b |
|                                 |                      |                    |          |          |      |         |     |   | 103.83    |          |                             |
| 001801                          | E-Z RENTALS & SALES, | 110539             | 118036   | 22606914 | 2026 | 10      | INV | P | 23.28     | 041726cb | 327148 diagnostics & repai  |
| 002933                          | GRAINGER             | 110571             | 118073   | 22606656 | 2026 | 10      | INV | P | 143.44    | 041726cb | 327152 locks for trailers/  |
| 002933                          | GRAINGER             | 111056             | 118582   | 22606989 | 2026 | 10      | INV | P | 444.87    | 043026cb | 327329 replace hose on ver  |
|                                 |                      |                    |          |          |      |         |     |   | 588.31    |          |                             |
| 005848                          | PATS PARTS & SVC, IN | 111214             | 118743   | 22606952 | 2026 | 10      | INV | P | 80.55     | 043026cb | 327362 Repair Brush hog     |
| 008027                          | WAGNER EQUIPMENT COR | 110080             | 117553   | 22606417 | 2026 | 10      | INV | P | 4,705.87  | 041026PE | 1007295 diagnostic & repair |
| 008364                          | WEX BANK             | 111109             | 118636   | 22605585 | 2026 | 10      | DIR | P | 103.72    | WIRE_001 | 4003785 WEX CC APRIL 2026   |
| 012084                          | SHALOM TRAILERS, INC | 110373             | 117859   | 22606681 | 2026 | 10      | INV | P | 840.00    | 041026PE | 1007288 repair to trailer b |
| 013162                          | EH WACHS             | 110781             | 118291   | 22606531 | 2026 | 10      | INV | P | 4,389.00  | 042426PE | 327231 replace controller   |
| 013398                          | NORTHERN TOOL/EQUIP  | 110484             | 117975   | 22606682 | 2026 | 10      | INV | P | 128.97    | 041726cb | 327177 heads & trimmer lin  |
| ACCOUNT TOTAL                   |                      |                    |          |          |      |         |     |   | 10,963.53 |          |                             |
| 70000                           | 65350                | Maint-Service Line |          |          |      |         |     |   |           |          |                             |
| 001290                          | CONSTRUCTOR'S INC.   | 110315             | 117798   | 22605340 | 2026 | 10      | INV | P | 4,854.29  | 041026PE | 1007267 Asphalt repair rela |
| 001290                          | CONSTRUCTOR'S INC.   | 110316             | 117799   | 22606691 | 2026 | 10      | INV | P | 1,879.43  | 041026PE | 1007267 Asphalt repair rela |
| 001290                          | CONSTRUCTOR'S INC.   | 110317             | 117800   | 22606445 | 2026 | 10      | INV | P | 1,879.43  | 041026PE | 1007267 Asphalt repair rela |
| 001290                          | CONSTRUCTOR'S INC.   | 110318             | 117801   | 22606692 | 2026 | 10      | INV | P | 1,610.94  | 041026PE | 1007267 Asphalt repair rela |

INVOICE LIST BY GL ACCOUNT

| YEAR/PERIOD: 2026/10 TO 2026/10 |                      |               |        |          |      |          |           |       |                     |                  |           |
|---------------------------------|----------------------|---------------|--------|----------|------|----------|-----------|-------|---------------------|------------------|-----------|
| ACCOUNT/VENDOR                  | DOCUMENT             | VOUCHER       | PO     | YEAR/PR  | TYP  | S        | CHECK RUN | CHECK | DESCRIPTION         |                  |           |
| 001290                          | CONSTRUCTOR'S INC.   | 110319        | 117802 | 22605369 | 2026 | 10 INV P |           |       | Asphalt repair rela | 1,610.94         |           |
| 001290                          | CONSTRUCTOR'S INC.   | 110320        | 117803 | 22606446 | 2026 | 10 INV P |           |       | Asphalt repair rela | 1,610.94         |           |
| 001290                          | CONSTRUCTOR'S INC.   | 110321        | 117804 | 22606690 | 2026 | 10 INV P |           |       | Asphalt repair rela | 1,610.94         |           |
|                                 |                      |               |        |          |      |          |           |       |                     | <b>15,056.91</b> |           |
| ACCOUNT TOTAL                   |                      |               |        |          |      |          |           |       |                     |                  | 15,056.91 |
| 70000                           | 65550                | Maint-vehicle |        |          |      |          |           |       |                     |                  |           |
| 000304                          | KEYMAKE SOLUTIONS    | 111132        | 118658 | 22607259 | 2026 | 10 INV P |           |       | copy keys for dump  | 94.85            |           |
| 000366                          | SOUTHERN TIRE MART   | 110508        | 118001 | 22600733 | 2026 | 10 INV P |           |       | estimated costs for | 18.62            |           |
| 000405                          | AUTOZONE             | 110314        | 117797 | 22606752 | 2026 | 10 INV P |           |       | wipers for dept tr  | 224.28           |           |
| 000915                          | CARLSBAD AUTO SUPPLY | 110763        | 118273 | 22607062 | 2026 | 10 INV P |           |       | wiper wash for vehi | 107.76           |           |
| 000915                          | CARLSBAD AUTO SUPPLY | 110764        | 118274 | 22606306 | 2026 | 10 CRM P |           |       | replace battery on  | -36.00           |           |
|                                 |                      |               |        |          |      |          |           |       |                     | <b>71.76</b>     |           |
| 002480                          | FORREST TIRE CO., IN | 109986        | 117454 | 22600745 | 2026 | 10 INV P |           |       | est costs for tire  | 691.14           |           |
| 002480                          | FORREST TIRE CO., IN | 110128        | 117604 | 22606669 | 2026 | 10 INV P |           |       | est costs for tire  | 744.96           |           |
| 002480                          | FORREST TIRE CO., IN | 110312        | 117795 | 22606669 | 2026 | 10 INV P |           |       | est costs for tire  | 25.00            |           |
| 002480                          | FORREST TIRE CO., IN | 110760        | 118270 | 22606669 | 2026 | 10 INV P |           |       | est costs for tire  | 25.00            |           |
|                                 |                      |               |        |          |      |          |           |       |                     | <b>1,486.10</b>  |           |
| 002933                          | GRAINGER             | 110132        | 117608 | 22606633 | 2026 | 10 INV P |           |       | cleaner for vehicle | 20.56            |           |
| 004779                          | MASTER LUBE INC      | 110161        | 117640 | 22604458 | 2026 | 10 INV P |           |       | OIL CHANGES FOR WAT | 198.44           |           |
| 004779                          | MASTER LUBE INC      | 110162        | 117641 | 22604458 | 2026 | 10 INV P |           |       | OIL CHANGES FOR WAT | 105.45           |           |
| 004779                          | MASTER LUBE INC      | 110164        | 117642 | 22604458 | 2026 | 10 INV P |           |       | OIL CHANGES FOR WAT | 139.69           |           |
| 004779                          | MASTER LUBE INC      | 110306        | 117789 | 22604458 | 2026 | 10 INV P |           |       | OIL CHANGES FOR WAT | 83.45            |           |
| 004779                          | MASTER LUBE INC      | 110875        | 118392 | 22604458 | 2026 | 10 INV P |           |       | OIL CHANGES FOR WAT | 198.44           |           |
|                                 |                      |               |        |          |      |          |           |       |                     | <b>725.47</b>    |           |
| 008072                          | WATSON TRUCK & SUPPL | 109882        | 117348 | 22605999 | 2026 | 10 INV P |           |       | AIR SPRING FOR W 14 | 64.33            |           |
| 011815                          | LOWE'S               | 110260        | 117740 | 22606679 | 2026 | 10 INV P |           |       | reducer sleeves for | 89.16            |           |
| 012830                          | 4 ELEMENTS AUTO      | 110043        | 117513 | 22606700 | 2026 | 10 INV P |           |       | #14818 Transmission | 276.79           |           |
| 013398                          | NORTHERN TOOL/EQUIP  | 110891        | 118409 | 22604536 | 2026 | 10 INV P |           |       | lock for unit 15104 | 21.99            |           |
| ACCOUNT TOTAL                   |                      |               |        |          |      |          |           |       |                     |                  | 3,093.91  |
| 70000                           | 66100                | Emp1-Training |        |          |      |          |           |       |                     |                  |           |
| 005467                          | NM JUNIOR COLLEGE    | 110946        | 118466 | 22604891 | 2026 | 10 INV P |           |       | CDL Class - Richard | 3,000.00         |           |
| ACCOUNT TOTAL                   |                      |               |        |          |      |          |           |       |                     |                  | 3,000.00  |

INVOICE LIST BY GL ACCOUNT

| YEAR/PERIOD: 2026/10 TO 2026/10 |       | ACCOUNT/VENDOR              | DOCUMENT | VOUCHER | PO       | YEAR/PR | TYP | S | CHECK RUN     | CHECK      | DESCRIPTION                   |
|---------------------------------|-------|-----------------------------|----------|---------|----------|---------|-----|---|---------------|------------|-------------------------------|
| 70000                           | 66200 | 002085 RICHARD GOINS        | 111203   | 118732  | 0        | 2026 10 | INV | P | 225.00        | 043026cb   | 327369 CDL Training/Hobbs,    |
|                                 |       |                             |          |         |          |         |     |   | ACCOUNT TOTAL | 225.00     |                               |
| 70000                           | 66400 | 009012 IVAN M ABELL         | 110416   | 117903  | 0        | 2026 10 | INV | P | 78.40         | 041026PE   | 1007271 Meeting w/ DCOD abo   |
|                                 |       |                             |          |         |          |         |     |   | ACCOUNT TOTAL | 78.40      |                               |
| 70000                           | 66500 | 006164 QUEST DIAGNOSTICS    | 109879   | 117344  | 22606101 | 2026 10 | INV | P | 37.90         | 040226PE   | 326986 Post Accident Drug     |
|                                 |       |                             |          |         |          |         |     |   | ACCOUNT TOTAL | 37.90      |                               |
| 70000                           | 67100 | 008375 XCEL ENERGY SERVICES | 109769   | 117231  | 22600644 | 2026 10 | DIR | P | 588.71        |            | 900378542 Util-Electric 2026  |
|                                 |       | 008375 XCEL ENERGY SERVICES | 110034   | 117504  | 22600095 | 2026 10 | DIR | P | 354.54        |            | 900378546 FY 26 - Electric Se |
|                                 |       | 008375 XCEL ENERGY SERVICES | 110327   | 117810  | 22600326 | 2026 10 | DIR | P | 40,541.31     |            | 900378548 Electrical Service  |
|                                 |       | 008375 XCEL ENERGY SERVICES | 111318   | 118849  | 22600095 | 2026 10 | DIR | P | 384.62        |            | 900378562 Monthly Electrical  |
|                                 |       |                             |          |         |          |         |     |   | 41,869.18     |            |                               |
|                                 |       |                             |          |         |          |         |     |   | ACCOUNT TOTAL | 41,869.18  |                               |
| 70000                           | 67400 | 000391 AT&T CORPORATION     | 110762   | 118272  | 22600548 | 2026 10 | INV | P | 13.10         | 050426cb   | 327390 Annual Long Distanc    |
|                                 |       | 011901 VERIZON WIRELESS     | 109888   | 117354  | 22600315 | 2026 10 | INV | P | 238.09        | 041026PE   | 327122 EST YRLY WTR AIRCD/    |
|                                 |       | 011901 VERIZON WIRELESS     | 110213   | 117692  | 22600315 | 2026 10 | INV | P | 1,251.45      | 041026PE   | 327122 EST YRLY WTR AIRCD/    |
|                                 |       |                             |          |         |          |         |     |   | 1,489.54      |            |                               |
|                                 |       |                             |          |         |          |         |     |   | ACCOUNT TOTAL | 1,502.64   |                               |
| 70000                           | 67500 | 008070 WATER DEPARTMENT     | 110174   | 117653  | 22600643 | 2026 10 | INV | P | 239.41        | 041026PE   | 327123 March water usage      |
|                                 |       |                             |          |         |          |         |     |   | ACCOUNT TOTAL | 239.41     |                               |
| 70000                           | 80400 | 000661 BNSF RAILWAY COMPANY | 110566   | 118068  | 22606754 | 2026 10 | INV | P | 4,966.00      | 041526PE   | 1007298 BNSF Liabulity Insu   |
|                                 |       | 001290 CONSTRUCTOR'S INC.   | 110278   | 117760  | 22605505 | 2026 10 | INV | P | 326,668.91    | 041026PE   | 1007267 Constructors Inc to   |
|                                 |       | 005218 MILLER ENGINEERS INC | 110393   | 117879  | 22606272 | 2026 10 | INV | P | 27,520.44     | 041026PE   | 1007281 Engineering for Der   |
|                                 |       | 012318 CORE & MAIN LP       | 110773   | 118283  | 22605063 | 2026 10 | INV | P | 21,051.60     | 050426cb   | 327398 METER FOR JOB CONTR    |
|                                 |       |                             |          |         |          |         |     |   | ACCOUNT TOTAL | 380,206.95 |                               |
|                                 |       |                             |          |         |          |         |     |   | ORG 70000     | TOTAL      | 523,794.23                    |

INVOICE LIST BY GL ACCOUNT

| YEAR/PERIOD: 2026/10 TO 2026/10 |                      | ACCOUNT/VENDOR | DOCUMENT | VOUCHER  | PO   | YEAR/PR | TYP | S | CHECK RUN | CHECK    | DESCRIPTION                 |
|---------------------------------|----------------------|----------------|----------|----------|------|---------|-----|---|-----------|----------|-----------------------------|
| 70001                           |                      |                |          |          |      |         |     |   |           |          | Waste Water Treatment Plant |
| 70001                           | 61200                |                |          |          |      |         |     |   |           |          | ConProf-General             |
| 002301                          | EUROFINS ENVIRONMENT | 110200         | 117679   | 22600354 | 2026 | 10      | INV | P | 182.96    | 041026PE | 327040 Monthly sampling se  |
| 002301                          | EUROFINS ENVIRONMENT | 110424         | 117913   | 22600354 | 2026 | 10      | INV | P | 220.63    | 041726cb | 327150 Monthly sampling se  |
| 002301                          | EUROFINS ENVIRONMENT | 110537         | 118033   | 22600354 | 2026 | 10      | INV | P | 220.63    | 041726cb | 327150 Monthly sampling se  |
| 002301                          | EUROFINS ENVIRONMENT | 110862         | 118379   | 22600354 | 2026 | 10      | INV | P | 182.96    | 042426PE | 327233 Monthly sampling se  |
| 002301                          | EUROFINS ENVIRONMENT | 111044         | 118570   | 22600354 | 2026 | 10      | INV | P | 220.63    | 043026cb | 327322 Monthly sampling se  |
| 002301                          | EUROFINS ENVIRONMENT | 111045         | 118571   | 22600354 | 2026 | 10      | INV | P | 220.63    | 043026cb | 327322 Monthly sampling se  |
| 002301                          | EUROFINS ENVIRONMENT | 111046         | 118572   | 22600444 | 2026 | 10      | INV | P | 2,265.00  | 043026cb | 327321 quarterly bio monit  |
| 002301                          | EUROFINS ENVIRONMENT | 111047         | 118573   | 22600444 | 2026 | 10      | INV | P | 1,470.00  | 043026cb | 327321 quarterly bio monit  |
| 002301                          | EUROFINS ENVIRONMENT | 111315         | 118846   | 22600354 | 2026 | 10      | CRM | P | -242.16   | 043026cb | 327322 Monthly sampling se  |
|                                 |                      |                |          |          |      |         |     |   | 4,741.28  |          |                             |
| 007145                          | SPARKS OFFICE SUPPLY | 110078         | 117551   | 22600078 | 2026 | 10      | INV | P | 40.92     | 041026PE | 1007291 Office Supplies     |
| 007145                          | SPARKS OFFICE SUPPLY | 111175         | 118704   | 22600078 | 2026 | 10      | INV | P | 11.11     | 043026cb | 1007394 Monthly Copier Char |
|                                 |                      |                |          |          |      |         |     |   | 52.03     |          |                             |
| 011012                          | ADVANCED PEST & WEED | 110136         | 117613   | 22600087 | 2026 | 10      | INV | P | 75.18     | 041026PE | 1007248 Annual pest control |
| ACCOUNT TOTAL                   |                      |                |          |          |      |         |     |   | 4,868.49  |          |                             |
| 70001                           | 64475                |                |          |          |      |         |     |   |           |          | Ops-Material & Supplies     |
| 000915                          | CARLSBAD AUTO SUPPLY | 110722         | 118230   | 22607026 | 2026 | 10      | INV | P | 293.67    | 042426PE | 1007339 Belts/clamps        |
| 001801                          | E-Z RENTALS & SALES, | 110199         | 117678   | 22605713 | 2026 | 10      | INV | P | 128.18    | 041026PE | 327037 Lawnmower Maintenanc |
| 003813                          | K W FUELS, INC.      | 109762         | 117224   | 22606568 | 2026 | 10      | INV | P | 2,293.50  | 040226PE | 1007237 Propane             |
| 003813                          | K W FUELS, INC.      | 110202         | 117681   | 22606569 | 2026 | 10      | INV | P | 1,499.70  | 041026PE | 1007275 Dyed Diesel         |
|                                 |                      |                |          |          |      |         |     |   | 3,793.20  |          |                             |
| 004935                          | REECE SUPPLY         | 110873         | 118390   | 22606959 | 2026 | 10      | INV | P | 450.00    | 050426cb | 327413 Refrig cylinder      |
| 005032                          | PURE OPERATIONS, LLC | 109783         | 117245   | 22605664 | 2026 | 10      | INV | P | 584.46    | 040226PE | 326985 Pressure Transducer  |
| 006007                          | POLYDYNE INC         | 110441         | 117930   | 22604822 | 2026 | 10      | INV | P | 6,660.00  | 041726cb | 327182 Polymer              |
| 007624                          | USA BLUE BOOK        | 110602         | 118105   | 22606259 | 2026 | 10      | INV | P | 1,296.41  | 041726cb | 1007327 replace monitor @WT |
| ACCOUNT TOTAL                   |                      |                |          |          |      |         |     |   | 13,205.92 |          |                             |
| 70001                           | 64575                |                |          |          |      |         |     |   |           |          | Ops-PPE                     |
| 007093                          | SOUTHWEST PHARMACY   | 110848         | 118364   | 22601948 | 2026 | 10      | INV | P | 1,070.00  | 042426PE | 327292 L Gibson Hep/TDAP S  |
| ACCOUNT TOTAL                   |                      |                |          |          |      |         |     |   | 1,070.00  |          |                             |
| 70001                           | 64600                |                |          |          |      |         |     |   |           |          | Ops-Postage & Shipping      |
| 005972                          | POSTAL PROS, INC     | 109837         | 117300   | 22600707 | 2026 | 10      | INV | P | 2,693.22  | 040226PE | 326984 Printing and Mailin  |

INVOICE LIST BY GL ACCOUNT

| YEAR/PERIOD: 2026/10 TO 2026/10 |                      | ACCOUNT/VENDOR | DOCUMENT | VOUCHER | PO | YEAR/PR  | TYP  | S  | CHECK RUN | CHECK | DESCRIPTION |                                      |
|---------------------------------|----------------------|----------------|----------|---------|----|----------|------|----|-----------|-------|-------------|--------------------------------------|
| ACCOUNT TOTAL                   |                      |                |          |         |    |          |      |    | 2,693.22  |       |             |                                      |
| 70001                           | 64825                |                |          |         |    |          |      |    |           |       |             |                                      |
| 008364                          | WEX BANK             | 110195         | 117674   |         |    | 22600578 | 2026 | 10 | DIR       | P     | 357.63      | 900378547 Invoice 111385450          |
| ACCOUNT TOTAL                   |                      |                |          |         |    |          |      |    | 357.63    |       |             |                                      |
| 70001                           | 65000                |                |          |         |    |          |      |    |           |       |             |                                      |
| 007168                          | SPRINGTIME CLEANING  | 110672         | 118178   |         |    | 22600065 | 2026 | 10 | INV       | P     | 247.01      | 041726cb 1007323 Yearly cleaning ser |
| 011815                          | LOWE'S               | 110497         | 117989   |         |    | 22606791 | 2026 | 10 | INV       | P     | 440.01      | 041726cb 327160 cooler Parts         |
| ACCOUNT TOTAL                   |                      |                |          |         |    |          |      |    | 687.02    |       |             |                                      |
| 70001                           | 65050                |                |          |         |    |          |      |    |           |       |             |                                      |
| 001377                          | UNITED AG & TURF     | 110863         | 118380   |         |    | 22603048 | 2026 | 10 | INV       | P     | 1,143.84    | 050426cb 327420 Maintenance Kits     |
| 002480                          | FORREST TIRE CO., IN | 110201         | 117680   |         |    | 22605719 | 2026 | 10 | INV       | P     | 1,583.32    | 041026PE 1007269 Vehicle Maintenance |
| 011317                          | ADVANCE AUTO PARTS   | 110796         | 118306   |         |    | 22607043 | 2026 | 10 | INV       | P     | 66.12       | 042426PE 327204 Fuel spin on         |
| ACCOUNT TOTAL                   |                      |                |          |         |    |          |      |    | 2,793.28  |       |             |                                      |
| 70001                           | 67100                |                |          |         |    |          |      |    |           |       |             |                                      |
| 008375                          | XCEL ENERGY SERVICES | 110327         | 117810   |         |    | 22600326 | 2026 | 10 | DIR       | P     | 10,937.18   | 900378548 Electrical Service         |
| ACCOUNT TOTAL                   |                      |                |          |         |    |          |      |    | 10,937.18 |       |             |                                      |
| 70001                           | 67400                |                |          |         |    |          |      |    |           |       |             |                                      |
| 000391                          | AT&T CORPORATION     | 110762         | 118272   |         |    | 22600548 | 2026 | 10 | INV       | P     | 31.12       | 050426cb 327390 Annual Long Distanc  |
| 007860                          | WINDSTREAM COMMUNICA | 110245         | 117724   |         |    | 22600828 | 2026 | 10 | INV       | P     | 530.85      | 041026PE 327125 Phone Service Fees   |
| ACCOUNT TOTAL                   |                      |                |          |         |    |          |      |    | 561.97    |       |             |                                      |
| 70001                           | 67500                |                |          |         |    |          |      |    |           |       |             |                                      |
| 008070                          | WATER DEPARTMENT     | 110174         | 117653   |         |    | 22600643 | 2026 | 10 | INV       | P     | 65.64       | 041026PE 327123 March water usage    |
| ACCOUNT TOTAL                   |                      |                |          |         |    |          |      |    | 65.64     |       |             |                                      |
| ORG 70001 TOTAL                 |                      |                |          |         |    |          |      |    | 37,240.35 |       |             |                                      |
| 70002                           |                      |                |          |         |    |          |      |    |           |       |             |                                      |
| 70002                           | 61200                |                |          |         |    |          |      |    |           |       |             |                                      |
| 000440                          | BALLEAU GROUNDWATER  | 111271         | 118801   |         |    | 22600466 | 2026 | 10 | INV       | P     | 2,367.75    | 043026cb 1007371 Technical review of |
| 007145                          | SPARKS OFFICE SUPPLY | 110078         | 117551   |         |    | 22600078 | 2026 | 10 | INV       | P     | 123.07      | 041026PE 1007291 office Supplies     |
| 007145                          | SPARKS OFFICE SUPPLY | 111175         | 118704   |         |    | 22600078 | 2026 | 10 | INV       | P     | 43.45       | 043026cb 1007394 Monthly Copier Char |
|                                 |                      |                |          |         |    |          |      |    | 166.52    |       |             |                                      |
| ACCOUNT TOTAL                   |                      |                |          |         |    |          |      |    | 2,534.27  |       |             |                                      |

INVOICE LIST BY GL ACCOUNT

| YEAR/PERIOD: 2026/10 TO 2026/10 |        | ACCOUNT/VENDOR       | DOCUMENT | VOUCHER | PO       | YEAR/PR | TYP S | CHECK RUN     | CHECK    | DESCRIPTION                 |
|---------------------------------|--------|----------------------|----------|---------|----------|---------|-------|---------------|----------|-----------------------------|
| 70002                           | 64475  |                      |          |         |          |         |       |               |          | Ops-Material & Supplies     |
|                                 | 000992 | CED                  | 109777   | 117239  | 22604751 | 2026 10 | INV P | 26.50         | 040226PE | 326965 repairs @SportsComp  |
|                                 | 001388 | QUALITY JANITORIAL   | 110385   | 117871  | 22606631 | 2026 10 | INV P | 113.00        | 041026PE | 327091 restock papergoods/  |
|                                 |        |                      |          |         |          |         |       | ACCOUNT TOTAL |          | 139.50                      |
| 70002                           | 64575  |                      |          |         |          |         |       |               |          | Ops-PPE                     |
|                                 | 010647 | MOBILE SAFETY & CONS | 111272   | 118802  | 22605936 | 2026 10 | INV P | 107.40        | 043026cb | 1007385 FIT TESTING FOR HAL |
|                                 | 010647 | MOBILE SAFETY & CONS | 111274   | 118804  | 22605936 | 2026 10 | INV P | 7.40          | 043026cb | 1007385 FIT TESTING FOR HAL |
|                                 |        |                      |          |         |          |         |       | 114.80        |          |                             |
|                                 |        |                      |          |         |          |         |       | ACCOUNT TOTAL |          | 114.80                      |
| 70002                           | 64825  |                      |          |         |          |         |       |               |          | ops-vehicle                 |
|                                 | 008364 | WEX BANK             | 110195   | 117674  | 22600578 | 2026 10 | DIR P | 2,127.14      |          | 900378547 Invoice 111385450 |
|                                 |        |                      |          |         |          |         |       | ACCOUNT TOTAL |          | 2,127.14                    |
| 70002                           | 65050  |                      |          |         |          |         |       |               |          | Maint-Equipment             |
|                                 | 000915 | CARLSBAD AUTO SUPPLY | 110111   | 117586  | 22605945 | 2026 10 | INV P | 379.98        | 041026PE | 1007259 MUDFLAPS, RELAYS,MI |
|                                 | 005032 | PURE OPERATIONS, LLC | 110784   | 118294  | 22607035 | 2026 10 | INV P | 3,356.81      | 042426PE | 327279 Replace meter @ we1  |
|                                 | 008027 | WAGNER EQUIPMENT COR | 110075   | 117548  | 22606194 | 2026 10 | INV P | 4,559.28      | 041026PE | 1007295 repair to backhoe/1 |
|                                 | 008027 | WAGNER EQUIPMENT COR | 110506   | 117999  | 22606506 | 2026 10 | INV P | 136.86        | 041726cb | 1007329 filters for Back Ho |
|                                 |        |                      |          |         |          |         |       | 4,696.14      |          |                             |
|                                 | 012084 | SHALOM TRAILERS, INC | 110735   | 118243  | 22606852 | 2026 10 | INV P | 3,279.50      | 042426PE | 1007358 repair to trailer b |
|                                 |        |                      |          |         |          |         |       | ACCOUNT TOTAL |          | 11,712.43                   |
| 70002                           | 65550  |                      |          |         |          |         |       |               |          | Maint-vehicle               |
|                                 | 002933 | GRAINGER             | 110132   | 117608  | 22606633 | 2026 10 | INV P | 20.56         | 041026PE | 327046 cleaner for vehicle  |
|                                 | 003541 | CARLSBAD FORD        | 111136   | 118662  | 22607164 | 2026 10 | INV P | 342.76        | 043026cb | 327310 Steps for #14102     |
|                                 | 004779 | MASTER LUBE INC      | 110280   | 117762  | 22600462 | 2026 10 | INV P | 201.58        | 041026PE | 327068 OIL CHANGES FOR DOU  |
|                                 | 008072 | WATSON TRUCK & SUPPL | 109881   | 117347  | 22605999 | 2026 10 | INV P | 275.15        | 041026PE | 327124 AIR SPRING FOR W 14  |
|                                 | 008072 | WATSON TRUCK & SUPPL | 109882   | 117348  | 22605999 | 2026 10 | INV P | 52.92         | 041026PE | 327124 AIR SPRING FOR W 14  |
|                                 |        |                      |          |         |          |         |       | 328.07        |          |                             |
|                                 | 011815 | LOWE'S               | 111133   | 118659  | 22607149 | 2026 10 | INV P | 155.20        | 043026cb | 327345 hitches for DE truc  |
|                                 | 011815 | LOWE'S               | 111159   | 118687  | 22607150 | 2026 10 | INV P | 28.67         | 043026cb | 327345 pin for lukes truck  |
|                                 |        |                      |          |         |          |         |       | 183.87        |          |                             |

INVOICE LIST BY GL ACCOUNT

| YEAR/PERIOD: 2026/10 TO 2026/10 |                      | ACCOUNT/VENDOR | DOCUMENT | VOUCHER  | PO   | YEAR/PR | TYP | S | CHECK RUN | CHECK    | DESCRIPTION                 |
|---------------------------------|----------------------|----------------|----------|----------|------|---------|-----|---|-----------|----------|-----------------------------|
| ACCOUNT TOTAL                   |                      |                |          |          |      |         |     |   | 1,076.84  |          |                             |
| 70002                           | 67100                |                |          |          |      |         |     |   |           |          |                             |
| 001120                          | CENTRAL VALLEY ELECT | 110641         | 118147   | 22600192 | 2026 | 10      | INV | P | 80.66     | 041726cb | 1007307 EST YRLY ELEC SRV T |
| 004340                          | LEA COUNTY ELEC COOP | 111074         | 118600   | 22600446 | 2026 | 10      | INV | P | 10,121.91 | 043026cb | 1007382 EST YRLY COST ELEC  |
| ACCOUNT TOTAL                   |                      |                |          |          |      |         |     |   | 10,202.57 |          |                             |
| 70002                           | 67200                |                |          |          |      |         |     |   |           |          |                             |
| 005810                          | NEW MEXICO GAS CO. I | 110671         | 118177   | 22600927 | 2026 | 10      | INV | P | 53.93     | 041726cb | 327169 FY 2025-2026 - Annu  |
| ACCOUNT TOTAL                   |                      |                |          |          |      |         |     |   | 53.93     |          |                             |
| 70002                           | 67400                |                |          |          |      |         |     |   |           |          |                             |
| 000388                          | MISSION COMM         | 111009         | 118532   | 22600278 | 2026 | 10      | INV | P | 563.40    | 042426PE | 1007352 EST YRLY 7/25 TO 6/ |
| 006097                          | PVT                  | 109901         | 117368   | 22600076 | 2026 | 10      | INV | P | 139.79    | 041026PE | 327090 INTERNET SERVICE FO  |
| ACCOUNT TOTAL                   |                      |                |          |          |      |         |     |   | 703.19    |          |                             |
| 70002                           | 67500                |                |          |          |      |         |     |   |           |          |                             |
| 000881                          | CAPROCK WATER COMPAN | 110428         | 117917   | 22600220 | 2026 | 10      | INV | P | 25.69     | 041726cb | 1007304 EST YRLY WATER SRV  |
| ACCOUNT TOTAL                   |                      |                |          |          |      |         |     |   | 25.69     |          |                             |
| 70002                           | 80400                |                |          |          |      |         |     |   |           |          |                             |
| 005218                          | MILLER ENGINEERS INC | 110108         | 117583   | 22605815 | 2026 | 10      | INV | P | 8,584.68  | 041026PE | 1007281 Topographic Survey  |
| ACCOUNT TOTAL                   |                      |                |          |          |      |         |     |   | 8,584.68  |          |                             |
| ORG 70002 TOTAL                 |                      |                |          |          |      |         |     |   | 37,275.04 |          |                             |
| 70003                           |                      |                |          |          |      |         |     |   |           |          |                             |
| 70003                           | 61200                |                |          |          |      |         |     |   |           |          |                             |
| 002516                          | BADGER METER         | 110176         | 117655   | 22604741 | 2026 | 10      | INV | P | 28,590.90 | 041026PE | 327014 EQUIPMENT MONITORIN  |
| 007145                          | SPARKS OFFICE SUPPLY | 110078         | 117551   | 22600078 | 2026 | 10      | INV | P | 123.08    | 041026PE | 1007291 office Supplies     |
| 007145                          | SPARKS OFFICE SUPPLY | 111175         | 118704   | 22600078 | 2026 | 10      | INV | P | 43.45     | 043026cb | 1007394 Monthly Copier Char |
|                                 |                      |                |          |          |      |         |     |   | 166.53    |          |                             |
| ACCOUNT TOTAL                   |                      |                |          |          |      |         |     |   | 28,757.43 |          |                             |
| 70003                           | 64475                |                |          |          |      |         |     |   |           |          |                             |
| 000616                          | BES                  | 110580         | 118082   | 22606836 | 2026 | 10      | INV | P | 238.00    | 041726cb | 1007303 sand bags for flood |
| ACCOUNT TOTAL                   |                      |                |          |          |      |         |     |   | 238.00    |          |                             |
| 70003                           | 64775                |                |          |          |      |         |     |   |           |          |                             |
| 002933                          | GRAINGER             | 109796         | 117259   | 22606523 | 2026 | 10      | INV | P | 233.74    | 040226PE | 326968 Hard Hat and Head 1  |
| 002933                          | GRAINGER             | 110221         | 117700   | 22606626 | 2026 | 10      | INV | P | 701.22    | 041026PE | 327046 Hard Hat and Head 1  |

INVOICE LIST BY GL ACCOUNT

| YEAR/PERIOD: 2026/10 TO 2026/10 |                      | ACCOUNT/VENDOR | DOCUMENT | VOUCHER  | PO       | YEAR/PR | TYP | S   | CHECK RUN | CHECK    | DESCRIPTION   |                               |
|---------------------------------|----------------------|----------------|----------|----------|----------|---------|-----|-----|-----------|----------|---------------|-------------------------------|
| 002933                          | GRAINGER             |                | 110749   | 118258   | 22606948 | 2026    | 10  | INV | P         | 167.76   | 042426PE      | 327236 Lift station parts     |
|                                 |                      |                |          |          |          |         |     |     |           |          | 1,102.72      |                               |
|                                 |                      |                |          |          |          |         |     |     |           |          | ACCOUNT TOTAL | 1,102.72                      |
| 70003                           | 64825                |                |          |          |          |         |     |     |           |          |               | Ops-Vehicle                   |
| 008364                          | WEX BANK             |                | 110195   | 117674   | 22600578 | 2026    | 10  | DIR | P         | 2,585.76 |               | 900378547 Invoice 111385450   |
|                                 |                      |                |          |          |          |         |     |     |           |          | ACCOUNT TOTAL | 2,585.76                      |
| 70003                           | 65000                |                |          |          |          |         |     |     |           |          |               | Maint-Building                |
| 008364                          | WEX BANK             |                | 111109   | 118636   | 22605585 | 2026    | 10  | DIR | P         | 69.37    | WIRE_001      | 4003785 WEX CC APRIL 2026     |
|                                 |                      |                |          |          |          |         |     |     |           |          | ACCOUNT TOTAL | 69.37                         |
| 70003                           | 65050                |                |          |          |          |         |     |     |           |          |               | Maint-Equipment               |
| 001768                          | DESERT HILLS ELECTRC | 111131         | 118657   | 22607027 | 2026     | 10      | INV | P   |           | 51.60    | 043026cb      | 327315 Wire for Crane @ Pr    |
| 003665                          | JAMES COOKE & HOBSON | 110222         | 117701   | 22606619 | 2026     | 10      | INV | P   |           | 1,674.31 | 041026PE      | 327055 Work on Bataan Lift    |
|                                 |                      |                |          |          |          |         |     |     |           |          | ACCOUNT TOTAL | 1,725.91                      |
| 70003                           | 65350                |                |          |          |          |         |     |     |           |          |               | Maint-Service Line            |
| 006990                          | SOUTHEAST READY MIX, | 110443         | 117932   | 22606818 | 2026     | 10      | INV | P   |           | 1,268.50 | 041726cb      | 1007321 Seal sewer bypass N   |
|                                 |                      |                |          |          |          |         |     |     |           |          | ACCOUNT TOTAL | 1,268.50                      |
| 70003                           | 65550                |                |          |          |          |         |     |     |           |          |               | Maint-Vehicle                 |
| 000915                          | CARLSBAD AUTO SUPPLY | 110645         | 118151   | 22606910 | 2026     | 10      | INV | P   |           | 167.01   | 041726cb      | 1007305 FILTER FOR WWC VACT   |
| 002933                          | GRAINGER             | 110132         | 117608   | 22606633 | 2026     | 10      | INV | P   |           | 10.28    | 041026PE      | 327046 cleaner for vehicle    |
| 004779                          | MASTER LUBE INC      | 110955         | 118476   | 22600447 | 2026     | 10      | INV | P   |           | 82.94    | 042426PE      | 327258 OIL CHANGES FOR COL    |
|                                 |                      |                |          |          |          |         |     |     |           |          | ACCOUNT TOTAL | 260.23                        |
| 70003                           | 66500                |                |          |          |          |         |     |     |           |          |               | Emp1-Personnel                |
| 006164                          | QUEST DIAGNOSTICS    | 109879         | 117344   | 22606101 | 2026     | 10      | INV | P   |           | 75.80    | 040226PE      | 326986 Post Accident Drug     |
|                                 |                      |                |          |          |          |         |     |     |           |          | ACCOUNT TOTAL | 75.80                         |
| 70003                           | 67100                |                |          |          |          |         |     |     |           |          |               | Util-Electric                 |
| 008375                          | XCEL ENERGY SERVICES | 109769         | 117231   | 22600644 | 2026     | 10      | DIR | P   |           | 101.45   |               | 900378542 Util-Electric 2026  |
| 008375                          | XCEL ENERGY SERVICES | 110034         | 117504   | 22600095 | 2026     | 10      | DIR | P   |           | 176.55   |               | 900378546 FY 26 - Electric Se |
| 008375                          | XCEL ENERGY SERVICES | 110327         | 117810   | 22600326 | 2026     | 10      | DIR | P   |           | 4,342.12 |               | 900378548 Electrical service  |
| 008375                          | XCEL ENERGY SERVICES | 110750         | 118259   | 22600204 | 2026     | 10      | DIR | P   |           | 28.96    |               | 900378550 FY26 Electricity fo |
| 008375                          | XCEL ENERGY SERVICES | 111318         | 118849   | 22600095 | 2026     | 10      | DIR | P   |           | 175.88   |               | 900378562 Monthly Electrical  |
|                                 |                      |                |          |          |          |         |     |     |           |          | ACCOUNT TOTAL | 4,824.96                      |

INVOICE LIST BY GL ACCOUNT

| YEAR/PERIOD: 2026/10 TO 2026/10 |        | ACCOUNT/VENDOR       | DOCUMENT | VOUCHER | PO       | YEAR/PR | TYP | S     | CHECK RUN       | CHECK    | DESCRIPTION                    |
|---------------------------------|--------|----------------------|----------|---------|----------|---------|-----|-------|-----------------|----------|--------------------------------|
| 70003                           | 67400  |                      |          |         |          |         |     |       |                 |          | Util-Telephone & Communication |
|                                 | 000388 | MISSION COMM         | 111072   | 118598  | 22600243 | 2026    | 10  | INV P | 1,042.20        | 043026cb | 1007384 EST YRLY 7/25 TO 6/    |
|                                 |        |                      |          |         |          |         |     |       | ACCOUNT TOTAL   |          | 1,042.20                       |
| 70003                           | 67500  |                      |          |         |          |         |     |       |                 |          | Util-water                     |
|                                 | 008070 | WATER DEPARTMENT     | 110174   | 117653  | 22600643 | 2026    | 10  | INV P | 1,130.35        | 041026PE | 327123 March water usage       |
|                                 |        |                      |          |         |          |         |     |       | ACCOUNT TOTAL   |          | 1,130.35                       |
| 70003                           | 80400  |                      |          |         |          |         |     |       |                 |          | Cap-Infrastructure             |
|                                 | 001290 | CONSTRUCTOR'S INC.   | 109764   | 117226  | 22602150 | 2026    | 10  | INV P | 35,816.50       | 040226PE | 1007235 Carlsbad Flumes For    |
|                                 | 005218 | MILLER ENGINEERS INC | 110109   | 117584  | 22602106 | 2026    | 10  | INV P | 16,118.23       | 041026PE | 1007281 Engineer work for s    |
|                                 |        |                      |          |         |          |         |     |       | ACCOUNT TOTAL   |          | 51,934.73                      |
|                                 |        |                      |          |         |          |         |     |       | ORG 70003 TOTAL |          | 95,015.96                      |
| 70004                           |        |                      |          |         |          |         |     |       |                 |          | Lab Environmental Services     |
| 70004                           | 61200  |                      |          |         |          |         |     |       |                 |          | ConProf-General                |
|                                 | 006130 | QA BALANCE SERVICES, | 111290   | 118820  | 22605205 | 2026    | 10  | INV P | 1,038.56        | 043026cb | 1007388 Annual compliance s    |
|                                 | 007145 | SPARKS OFFICE SUPPLY | 110078   | 117551  | 22600078 | 2026    | 10  | INV P | 40.92           | 041026PE | 1007291 Office Supplies        |
|                                 | 007145 | SPARKS OFFICE SUPPLY | 111175   | 118704  | 22600078 | 2026    | 10  | INV P | 11.11           | 043026cb | 1007394 Monthly Copier Char    |
|                                 |        |                      |          |         |          |         |     |       | 52.03           |          |                                |
|                                 | 007168 | SPRINGTIME CLEANING  | 110547   | 118042  | 22600425 | 2026    | 10  | INV P | 182.57          | 041726cb | 1007323 Cleaning Services      |
|                                 | 008089 | THE WATER WORKS INC  | 110540   | 118035  | 22600308 | 2026    | 10  | INV P | 7.00            | 041726cb | 1007325 water cooler Mainte    |
|                                 | 008089 | THE WATER WORKS INC  | 110895   | 118413  | 22600308 | 2026    | 10  | INV P | 47.50           | 042426PE | 1007364 water cooler Mainte    |
|                                 | 008089 | THE WATER WORKS INC  | 111212   | 118741  | 22600308 | 2026    | 10  | INV P | 7.00            | 043026cb | 1007395 Water Cooler Mainte    |
|                                 |        |                      |          |         |          |         |     |       | 61.50           |          |                                |
|                                 |        |                      |          |         |          |         |     |       | ACCOUNT TOTAL   |          | 1,334.66                       |
| 70004                           | 64475  |                      |          |         |          |         |     |       |                 |          | Ops-Material & Supplies        |
|                                 | 004997 | MYRON CORP           | 110590   | 118092  | 22606769 | 2026    | 10  | INV P | 1,523.04        | 041726cb | 327167 HHWC Give-A-Ways fo     |
|                                 |        |                      |          |         |          |         |     |       | ACCOUNT TOTAL   |          | 1,523.04                       |
| 70004                           | 64825  |                      |          |         |          |         |     |       |                 |          | Ops-vehicle                    |
|                                 | 008364 | WEX BANK             | 110195   | 117674  | 22600578 | 2026    | 10  | DIR P | 61.04           |          | 900378547 Invoice 111385450    |
|                                 |        |                      |          |         |          |         |     |       | ACCOUNT TOTAL   |          | 61.04                          |
| 70004                           | 67400  |                      |          |         |          |         |     |       |                 |          | Util-Telephone & Communication |
|                                 | 000391 | AT&T CORPORATION     | 110762   | 118272  | 22600548 | 2026    | 10  | INV P | 31.12           | 050426cb | 327390 Annual Long Distanc     |

INVOICE LIST BY GL ACCOUNT

| YEAR/PERIOD: 2026/10 TO 2026/10 | ACCOUNT/VENDOR | DOCUMENT      | VOUCHER | PO | YEAR/PR       | TYP S | CHECK RUN | CHECK | DESCRIPTION |
|---------------------------------|----------------|---------------|---------|----|---------------|-------|-----------|-------|-------------|
|                                 |                |               |         |    | ACCOUNT TOTAL |       |           |       | 31.12       |
|                                 |                |               |         |    | ORG 70004     | TOTAL |           |       | 2,949.86    |
|                                 | FUND 700       | Water & Sewer |         |    | TOTAL:        |       |           |       | 836,808.69  |

\*\* END OF REPORT - Generated by Melissa Salcido \*\*